


Always use correct Personal Protective Equipment

# Acrythane

### Description




A premium two pack Acrylic-Urethane topcoat exhibiting the following benefits:

- Excellent Gloss and abrasion resistance
- Excellent exterior durability, highly resistant to yellowing and chalking.
- Good UV Resistance.
- Excellent chemical, solvent resistance and polish ability

**MAF approved for use in premises licensed in terms of the meat ACT 1981. Regulatory Authority Approvals manual 15 for meat, fish, game and poultry all areas.**

### Products



<b>Product Type:</b>	Acrylic Urethane
<b>Colour:</b>	Full Range
<b>Finish:</b>	High Gloss
<b>Pot Life:</b>	1 hour with Acrythane Hardener (@20°C)
<b>Induction Time:</b>	N/A
<b>Density:</b>	1.202 kg/L
<b>Recommended DFT:</b>	40-50 microns DFT /coat
<b>Theoretical Coverage:</b>	8-10 m <sup>2</sup> /L @ 40-50 microns DFT

### Properties

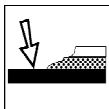


<b>VOC:</b>	512 g/L
<b>Volume Solids:</b>	44.25% (white)
<b>Recoat-ability:</b>	Recoat within 2 hours, or after 24 hours after sanding.
<b>Dry Time @ 20°C:</b>	Dust free: 15 minutes Touch Dry: 60-80 minutes Hard Dry: 16-24 hours Full cure: 7 days
<b>Force dry 30 min, @ 60°C metal temp:</b>	Tape: when cool Polish: when cool Recoat: when cool after light sanding

### Note

**Lower temperatures will slow drying; addition of up to 5% by volume of RALI 62C Accelerator to mixed base and hardener will approximately halve curing and pot life times. Reduce addition to 1-2% when drying with IR lamps. Misuse of 62C Accelerator can cause loss of gloss and poor flow-out.**

### Substrates



Acrythane is suitable where a tough durable chemical resistant finish is required, such as cars, vans, CVs, motorcycles, machinery and some architectural applications.

Acrythane can be applied over suitably prepared:

- O.E.M. finishes
- Refinished fully cured and dry paint systems

No warranty either expressed or implied is made by RALI in this document, which is a technical data information sheet. The description of the product and its properties is for the sole purpose of identifying the product and does not constitute a warranty that the product or its properties shall conform to that description, nor is the description of the product and its properties a warranty by RALI that the goods are suitable for a particular purpose. Do not apply paint if relative humidity is above 85% or temperature is within 3 deg C of Dew Point being the MPT or Minimum Paint Temperature.

### Always use correct Personal Protective Equipment

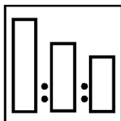
- Steel
- Aluminium/non ferrous metals etch primed with 81A-Two Pack Etch Primer and undercoated with Durepox or Rapid Filler.
- Galvanised steel
- Glass reinforced plastics (Fibreglass)
- Composition board primed with Rapid Filler.
- Wood and M.D.F. Board Composites
- Plastic Bumpers

#### Surface Preparation



Wash with C-Power diluted 20 parts clean water to 1 part C-Power. Degrease with Wax & Grease Remover. Abrade with suitable grit paper; re-clean with Wax & Grease Remover. Ensure surface is completely dry and dust free before applying Acrythane. Do not apply to existing finishes that are blistering, peeling, cracking, flaking or otherwise unsound. Refer to Product Data Sheet.

#### Directions For Use



**Mixing Ratio:** 4:1:1.5 4 parts Acrythane  
(Volume) 1 part Acrythane Hardener  
1.5 parts 909 Reducer

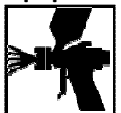
**Viscosity:** Din 4: 16 to 18 sec  
Ford 4: 16 to 18 sec, This is a guide only due to being applicator & equipment dependant

**Thinning:** 909 Reducer , 909 Fast Reducer, 910 Slow Reducer

**Application Method:** Strain thinned paint before application.  
Apply a light to medium wet coat overall. After ten minutes flash time spray a further two wet coats with a flash time of fifteen minutes between coats.  
Care should be taken to avoid dry spray areas. If extra flow is required, a coat thinned up to 50% with 909 Reducer may be applied after the previous coat has flashed off. Care should be taken as flow out continues even after the touch dry stage.

**METALLICS** - Cross coat to even metallic if necessary. A last coat of Acrythane Clear fifteen minutes later will enhance the overall look.

#### Spray Equipment:



Compliant / Conventional Suction and Gravity feed  
Tip size: 1.4 - 1.8 mm  
Air pressure: 310 - 380 KPA (45 - 55 PSI)

**Clean up:** 909 Reducer

No warranty either expressed or implied is made by RALI in this document, which is a technical data information sheet. The description of the product and its properties is for the sole purpose of identifying the product and does not constitute a warranty that the product or its properties shall conform to that description, nor is the description of the product and its properties a warranty by RALI that the goods are suitable for a particular purpose. Do not apply paint if relative humidity is above 85% or temperature is within 3 deg C of Dew Point being the MPT or Minimum Paint Temperature.

### Always use correct Personal Protective Equipment

#### Health & Safety



For detailed information refer to Safety Data Sheet (SDS). Mixed product contains isocyanates. When sprayed this product may be harmful by inhalation. Do not breathe vapour or spray. Avoid contact with skin and eyes. Wear suitable protective clothing; gloves, eye and face protection, including suitable breathing protection such as an air supplied respirator or hood.

#### Transport & Storage



---

<b>Sizes:</b>	1L, 4L, 20L
<b>Dangerous Goods:</b>	3A
<b>UN:</b>	1263
<b>Hazchem:</b>	3(Y)E
<b>Packing Group:</b>	III
<b>Shipment name:</b>	PAINT Flammable
<b>Flash point:</b>	Below 23°C

---

No warranty either expressed or implied is made by RALI in this document, which is a technical data information sheet. The description of the product and its properties is for the sole purpose of identifying the product and does not constitute a warranty that the product or its properties shall conform to that description, nor is the description of the product and its properties a warranty by RALI that the goods are suitable for a particular purpose. Do not apply paint if relative humidity is above 85% or temperature is within 3 deg C of Dew Point being the MPT or Minimum Paint Temperature.