

★☆☆ Difficulty level ★ easy ★★ moderate ★★★ challenging

Weekend DIY with Mark Rayner – 7

### You will need:

- Clean cloth
- Paintbrush
- Potting mix
- Plastic plant pot
- Resene Multishield+ gloss
- Resene Sandtex Mediterranean effect
- Resene Waterborne Smooth Surface Sealer
- Resene testpots of Resene Bullion and Resene Porsche
- Resene testpot roller and tray
- Sandpaper
- Small stick for stirring
- Small succulent




#### Step one

Lightly sand the outside of the plastic plant pot to 'key' the surface and wipe off any sanding residue with a clean cloth.



#### Step two

Apply one coat of Resene Waterborne Smooth Surface Sealer to the outside and inner rim of the pot and allow to dry for two hours.



#### Step three

Apply one coat of Resene Sandtex Mediterranean effect to the outside and inner rim of the pot, dabbing the paint to create a textured surface. Allow to dry.



#### Step four

Paint the outside and inner rim of the pot with one coat of Resene Porsche and allow two hours to dry.




#### Step five

Carefully stir the Resene Bullion using a small wooden stick.



#### Step six

Apply two coats of Resene Bullion to the outside and inner rim of the pot using a Resene testpot roller and tray. Allow two hours for each coat to dry.



#### Step seven


Apply one coat of Resene Multishield+ gloss to the outside and inner rim of the pot and allow two hours to dry.



#### Step eight

Pot up with good quality potting mix and a small growing succulent.

Create this fabulous gold succulent pot using Resene Sandtex and a few Resene testpots.



#### Top tip:

Mark painted the background stucco wall with Resene Lumbersider tinted to Resene Oyster Bay.



#### Other ideas:

For a rich metallic pink effect try Resene Bedazzle over a basecoat of Resene Rouge.

For more ideas and inspiration visit your local Resene ColorShop or [www.resene.co.nz](http://www.resene.co.nz) or [www.resene.com.au](http://www.resene.com.au).

Check out our special Artists section online [www.resene.co.nz/artists/artists\\_canvas.htm](http://www.resene.co.nz/artists/artists_canvas.htm) or [www.resene.com.au/artists/artists\\_canvas.htm](http://www.resene.com.au/artists/artists_canvas.htm).