


“ We are well and truly into the warmer months and Christmas is coming up fast. The Technical team have been busy formulating new paints to meet the very varied requests of our customers, and the latest of these, **Resene ClinicalCote**, is now available combining super low odour, washability and great looks all in one pail. And for those of you who find spray painting the best way to get the job done fast, check out our spray tips info in this Tradelines to make sure you're getting the best out of your gear... ”



Paint without the pong

Resene ClinicalCote is a super low odour, low sheen washable waterborne paint finish formulated with anti-microbial silver for use on broadwall areas in buildings such as hospitals, rest homes, medical centres and clinics.

Anti-microbial silver protection is internationally recognised as a safe and healthy method of deodorising and sanitising surfaces. A very low VOC formula, **Resene ClinicalCote** is Environmental Choice approved and has less than 4 grams of VOC per litre.



In keeping with the modern trend of low sheen finishes, **Resene ClinicalCote** has a desirable low sheen finish from all angles and is designed to withstand alcohol and glycol containing hospital cleaners to keep it looking its best. The painted surface can be cleaned just seven days after application.

Use **Resene ClinicalCote** on walls and complement with **Resene waterborne enamels** on trim and joinery and **Resene Ceiling Paint** on ceilings for a very low VOC finish.

Resene ClinicalCote is available from Resene in a wide range of over 800 Resene colours suitable for residential and commercial work. See Data Sheet D318.


BIG RELIEF!

Got a sore neck from constantly looking skyward when painting ceilings or high areas? Save yourself the pain with necrotech, an award-winning invention that relieves neck pain for those who spend a lot of time looking up.

necrotech was launched in the UK and Europe in October 2008 to rave reviews. It won the **Charles Godfrey Innovation of the Year Award** in 2008 then was runner up in the prestigious **British Safety Industry Awards** in 2009, and now it's available here.

necrotech is worn like a backpack and protects the neck by supporting the heavy weight of the head of a person looking up. It's ideal for plasterers, painter, builders – in fact anyone who has to look up for long periods of time.

necrotech is available from Resene ColorShops or visit the **necrotech** website for more information www.necrotech.com.



Enter now!

Don't forget to send us your decorating tips and stories. We've had some brilliant ones come in already but have lots of prizes in the prize pool so make sure you claim your share. Use the entry form in store or email to update@resene.co.nz. Entries open to Australian and New Zealand professional painters.




SIZE DOES MATTER

We all know that applying paint by airless spray application can be a very speedy way of getting a lot of paint on the surface very quickly, however you have to make sure everything is set up just right otherwise you'll end up using up more paint and time than you planned. One of the keys to successful spray application is making sure you have the right equipment to do the job including the right tip. Of course there are what seems like fifty thousand different options in this area so to help you wade through all the info we've picked out the important bits for you. This handy guide applies to airless spray application only, because as we all know pressure pot and HVLP are a whole different kettle of fish...

If you have always wondered what all the numbers mean in the tip descriptions here's the easy way to decipher them... Take the first digit and multiply by 2 – that gives you the width of the fan. For example, a 515 would be a 10 inch fan (i.e. 5 x 2). The second and third digits tell you the size of the hole, therefore a 515 would be a 15 hole size.

For more info:

See the Resene Getting the best out of your spray painting equipment brochure.



Recommended tip sizes for Resene products to get you started

– these are good guidelines for exterior/interior work.

When you head into the great unknown the tip sizes can vary dramatically depending on the job and unit at hand – in if doubt check with Resene before you start.

Product	Data Sheet	Hose (no less than)	Filter	LTX tip	Fine finish	Wide rac	Safety mask
Waterborne topcoats							
Ceiling Paint	D305	1/4 or 3/8	60 mesh (black)	LTX517	-	WR1221	Carbon filter
Crown Roof Acrylic	-	1/4 or 3/8	60 mesh (black)	LTX517	-	WR1221	Carbon filter
Earthsense Ceiling Paint	D316	1/4	60 mesh (black)	LTX517	-	-	Carbon filter
Enamacryl	D309	1/4	60 mesh (black)	-	FF414	-	Carbon filter
Enamacryl Metallic	D309a	1/4	30 mesh (grey)	-	FF414	-	Carbon filter
Hi-Glo	D31	1/4 or 3/8	60 mesh (black)	LTX517	FF414	WR1221	Carbon filter
Lumbersider	D34	1/4 or 3/8	60 mesh (black)	LTX515	FF414	WR1221	Carbon filter
Lustacryl	D310	1/4	60 mesh (black)	LTX513	FF412	-	Carbon filter
Sonyx 101	D30	1/4 or 3/8	60 mesh (black)	LTX515	FF414	-	Carbon filter
SpaceCote Flat	D314	1/4 or 3/8	60 mesh (black)	-	FF414	-	Carbon filter
SpaceCote Low Sheen	D311	1/4 or 3/8	60 mesh (black)	LTX515	FF414	WR1221	Carbon filter
Summit Roof	D315	1/4	60 mesh (black)	LTX517	-	-	Carbon filter
Summit Roof Metallic	D315M	1/4	60 mesh (black)	LTX517	-	-	Carbon filter
Waterborne Woodsman	D57a	1/4	100 mesh (light blue)	-	FF412	-	Carbon filter
Zylone 20	D37	1/4 or 3/8	60 mesh (black)	LTX515	FF414	WR1221	Carbon filter
Zylone Sheen	D302	1/4 or 3/8	60 mesh (black)	LTX515	FF414	WR1221	Carbon filter
Primers/sealers/undercoats							
Acrylic Undercoat	D404	1/4 or 3/8	60 mesh (black)	LTX515	FF414	-	Carbon filter
Broadwall 3 in 1	D810	3/8	30 mesh (grey)	LTX525	-	WR1227	Carbon filter
Broadwall WB Wallboard Sealer	D403	1/4 or 3/8	60 mesh (black)	LTX515	-	WR1221	Carbon filter
Broadwall Surface Prep & Seal	D807	1/4 or 3/8	30 mesh (grey)	LTX521	-	WR1225	Carbon filter
Concrete Primer	D405	1/4 or 3/8	60 mesh (black)	LTX515	-	-	Carbon filter
Enamel Undercoat	D44	1/4	60 mesh (black)	LTX515	FF414	-	Carbon filter
Galvo One	D41	1/4 or 3/8	60 mesh (black)	LTX515	FF414	-	Carbon filter
Galvo-Prime	D402	1/4 or 3/8	60 mesh (black)	LTX517	-	-	Carbon filter
Limelock	D809	1/4	60 mesh (black)	LTX513	FF412	-	Carbon filter
Quick Dry	D45	1/4 or 3/8	60 mesh (black)	LTX515	FF414	WR1221	Carbon filter
Sureseal	D42	1/4	100 mesh (light blue)	LTX513	FF414	-	Airfired filter
Timber Surface Prep	D814	1/4+	30 mesh (grey)	LTX523	-	-	Carbon filter
Vinyl Wallpaper Sealer	D406	1/4	100 mesh (light blue)	-	FF412	-	Airfired filter
WB Smooth Surface Sealer	D47a	1/4	100 mesh (light blue)	-	FF412	-	Carbon filter
Solventborne topcoats							
Flatcote	D306	1/4 or 3/8	60 mesh (black)	LTX515	FF414	WR1221	Carbon filter
Lusta-Glo	D33	1/4	100 mesh (light blue)	LTX513	FF414	-	Carbon filter
Kristal Clear Polyurethane	D52	1/4	60 mesh (black)	-	FF412	-	Airfired filter
Super Gloss	D32	1/4	100 mesh (light blue)	LTX513	FF414	-	Carbon filter

Recommended tip sizes for common coatings

Material	Tip size (in.)
Stain or lacquer	.011 to .013
Solventborne paint	.013 to .015
Waterborne paint	.015 to .019
Heavy acrylic and smooth elastomeric	.021 to .025
Elastomeric and block filler	.025 to .035+



That's all for now – catch ya next month!

TwoCan, Editor.