


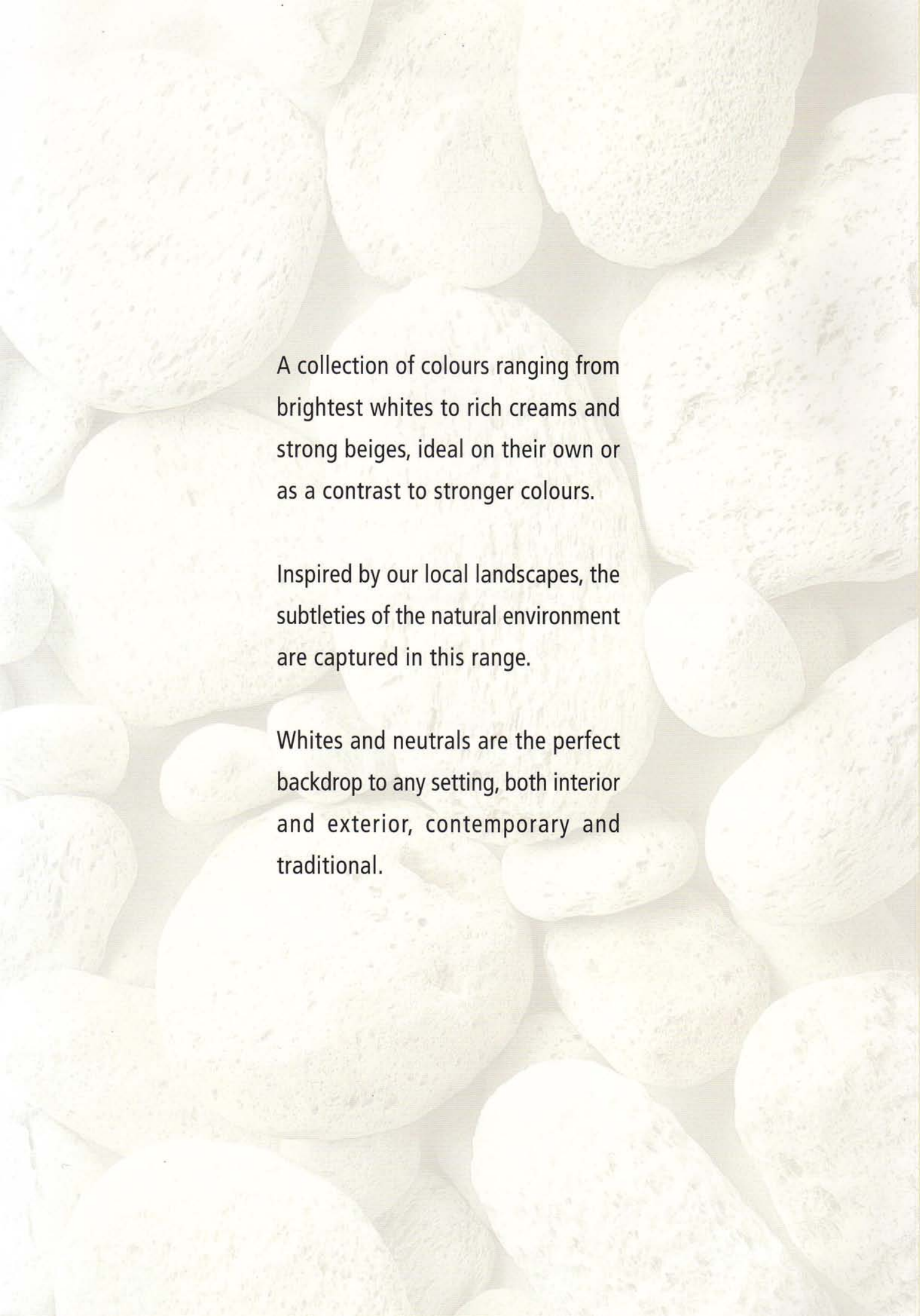
Resene

Whites & neutrals



Resene

the paint the professionals use



A collection of colours ranging from brightest whites to rich creams and strong beiges, ideal on their own or as a contrast to stronger colours.

Inspired by our local landscapes, the subtleties of the natural environment are captured in this range.

Whites and neutrals are the perfect backdrop to any setting, both interior and exterior, contemporary and traditional.




Putty™ Y78-066-079




Pavlova™cc Y77-038-083




Canterbury Clay™ BR78-045-078




Colonial White™ Y89-043-083





Dutch White™ Y93-034-082




Solitaire™ Y90-023-077



Bianca™ Y96-012-090



Double Pearl Lusta™ Y92-024-085




Pearl Lusta™ Y94-018-087




Half Pearl Lusta™ Y95-012-089



Quarter Pearl Lusta™ G96-012-092




Soapstone™ N93-008-081



Merino™ Y91-009-076




Vista White™ N91-004-046




Black White™ N93-005-100



Alabaster™ N96-006-099



Rice Cake™ G94-010-092




Sea Fog™ N92-005-100




White Pointer™ N89-007-087




Hillary™cc G72-034-091




White Rock™ G87-023-095




Wheatfield™ Y89-023-088




Parchment™ Y86-022-086




Joanna™ G88-016-094



White Pointer™ N89-007-087




Lemon Grass™cc G70-019-106




Linen™cc G80-020-097



Drought™cc BR76-028-076



Akaroa™ Y79-026-082




Blanc™ Y88-015-078




Malta™cc BR70-023-073




Sandcastle™cc BR73-028-069




Biscotti™ Y84-026-074




Double Spanish White™ Y84-029-081



Spanish White™ Y88-024-082



Half Spanish White™ Y91-020-082



Quarter Spanish White™ Y93-015-083




Stonehenge™cc BR61-012-073



Tapa™cc G60-010-102



Stonewall™cc Y59-023-083



Double Sisal™cc BR73-031-078




Sisal™ Y80-027-081



Half Sisal™ Y84-025-082




Quarter Sisal™ Y88-021-084



Arrowtown™cc Y61-022-084




Double Tea™cc Y74-020-081



Tea™ Y81-019-081



Half Tea™ Y85-015-083




Quarter Tea™ Y89-010-084



Gravel™cc N42-005-114



Mondo™cc BR43-014-073




Oilskin™cc BR46-016-062




Double Napa™cc BR62-023-078



Napa™cc Y70-020-082



Half Napa™cc Y76-014-081



Quarter Napa™cc Y81-013-083





Get the inside look you want

The desirable low sheen interior look is easily achieved using Resene SpaceCote Low Sheen, a durable waterborne enamel combining versatility, enamel style toughness and durability with a highly desirable low sheen finish. Suitable for use in all interior areas from bathrooms and kitchens to broadwall areas. Best of all, being waterborne and lower odour than the enamel products it will often replace, you can get in and do the painting without disrupting your lifestyle and with a quick water clean up you'll be finished in next to no time. Also available in Resene SpaceCote Low Sheen Kitchen & Bathroom with anti-bacterial silver and MoulDefender for added protection in wet areas.



Opt for a natural look

Whites and neutrals are popular teamed with the dead flat mineral effect finish of Resene AquaShield, resulting in a natural earthy appearance that blends beautifully with the landscape. Ideal for exterior concrete on buildings and landscaping features.



Or go mediterranean

The time-worn strength of sandstone with the mellow patina of age has been recreated in Resene Sandtex. Perfect for beautifying and protecting concrete both inside and out, this very versatile finish may be used to reproduce a variety of finishes from aged render effects through to natural limestone and sandstone finishes. The fine sandstone texture adds an extra dimension to the coating and effectively disguises minor surface blemishes without changing the basic architectural concept. Perfect in the great outdoors or as an interior feature.

Explore a colour library

View an extensive range of Resene colour swatches in the online Resene colour library, then download the ones you like. Once you have found your favourites, order testpots online and try them out for yourself in the real world. Or browse through the in-store libraries of colour that can be found at most Resene ColorShops. With over 3000 variously coloured A4 swatches to pore over, you're bound to find one that suits.



'See' the finish

Virtual painting with Resene EzyPaint allows you to visualise the entire colour scheme before the redecorating even starts. Download Resene EzyPaint free from the Resene website or purchase a copy from your local Resene ColorShop or Reseller.



Put your colour to the test

No matter how you select your colours, always use testpots to confirm your choices in the area you are planning to paint. Resene testpots are available from your local Resene ColorShop or Reseller or you can order online from the Resene website.



Be PaintWise

For tips on minimising the impact of your decorating on the environment see www.resene.co.nz/paintwise.htm.



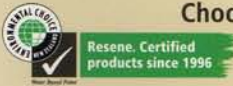
Enjoy the Resene Promise of quality

Enjoy the Resene Promise of quality on a wide range of Resene premium paints. See your Resene ColorShop or the Resene website for a copy.



Choose to help the environment

You can minimise the effect your next decorating project has on the environment by choosing one of the Resene range of Environmental Choice approved products.



In Australia:

PO Box 785, Ashmore City,
Queensland 4214

Call 1800 738 383, visit www.resene.com.au
or email us at advice@resene.com.au



the paint the professionals use

In New Zealand:

PO Box 38242, Wellington Mail Centre,
Lower Hutt 5045

Call 0800 RESENE, visit www.resene.co.nz
or email us at advice@resene.co.nz

Colour	Colour code	Tone	Approx LRV%
Akaroa	Y79-026-082	W	53
Alabaster	N96-006-099	W	91
Arrowtown	cc Y61-022-084	L	29
Bianca	Y96-012-090	W	89
Biscotti	Y84-026-074	W	64
Black White	N93-005-100	W	84
Blanc	Y88-015-078	W	73
Canterbury Clay	BR78-045-078	P	53
Colonial White	Y89-043-083	W	74
Double Napa	cc BR62-023-078	L	30
Double Pearl Lusta	Y92-024-085	W	80
Double Sisal	cc BR73-031-078	P	46
Double Spanish White	Y84-029-081	W	65
Double Tea	cc Y74-020-081	W	46
Drought	cc BR76-028-076	W	51
Dutch White	Y93-034-082	W	84
Gravel	cc N42-005-114	M	12
Half Napa	cc Y76-014-081	W	51
Half Pearl Lusta	Y95-012-089	W	89
Half Sisal	Y84-025-082	W	65
Half Spanish White	Y91-020-082	W	78
Half Tea	Y85-015-083	W	65
Hillary	cc G72-034-091	P	43
Joanna	G88-016-094	W	71
Lemon Grass	cc G70-019-106	P	41
Linen	cc G80-020-097	W	56
Malta	cc BR70-023-073	P	41
Merino	Y91-009-076	W	78
Mondo	cc BR43-014-073	M	13
Napa	cc Y70-020-082	P	40
Oilskin	cc BR46-016-062	M	16
Parchment	Y86-022-086	W	67
Pavlova	cc Y77-038-083	P	51
Pearl Lusta	Y94-018-087	W	86
Putty	Y78-066-079	L	53
Quarter Napa	cc Y81-013-083	W	59
Quarter Pearl Lusta	G96-012-092	W	91
Quarter Sisal	Y88-021-084	W	73
Quarter Spanish White	Y93-015-083	W	84
Quarter Tea	Y89-010-084	W	74
Rice Cake	G94-010-092	W	85
Sandcastle	cc BR73-028-069	W	46
Sea Fog	N92-005-100	W	81
Sisal	Y80-027-081	W	56
Soapstone	N93-008-081	W	83
Solitaire	Y90-023-077	W	77
Spanish White	Y88-024-082	W	71
Stonehenge	cc BR61-012-073	P	29
Stonewall	cc Y59-023-083	L	27
Tapa	cc G60-010-102	P	28
Tea	Y81-019-081	W	59
Vista White	N91-004-046	W	78
Wheatfield	Y89-023-088	W	74
White Pointer	N89-007-087	W	74
White Rock	G87-023-095	W	69

Key:

L = Light M = Mid P = Pastel W = White
CC = Also available as a Cool Colour

Note 1: The approximate light reflectance value (LRV) of a colour indicates the amount of visible light that a colour will reflect. Black has a light reflectance value of 0% and absorbs all light. The surfaces are consequently very dark and can get very hot. In contrast, white has a light reflectance value of 100% and keeps a building light and cool. All colours fit within these two extremes. Resene Cool Colours look the same as standard colours but are formulated to reflect the sun's energy and have better heat and total solar reflectance (TSR) properties. They reflect the same visible light as a standard colour but reflect significantly more heat, keeping the coating, substrate and building cooler.

Note 2: Mid to dark colours are not suitable for some exterior substrates and if used may cause damage to the substrate, such as warping, checking and premature failure. Always check with the substrate supplier prior to commencing any work to ensure colour selections fit within their guidelines. Resene also manufactures Resene Cool Colour technology and this may increase the colour range that can be suitable over some heat sensitive substrates - refer Resene for further information.

Note 3: Tones listed above are subject to change if colours are reformulated.

Note 4: Colours may be available in selected products or sizes only. Check with Resene ColorShop or Reseller staff to ensure your selected colour is available in the product and/or size you require.

Note 5: This colour chart is finished with Resene SpaceCote Low Sheen waterborne enamel, a product ideally suited to kitchens, bathrooms, broadwall areas and trim and joinery inside and out.

