


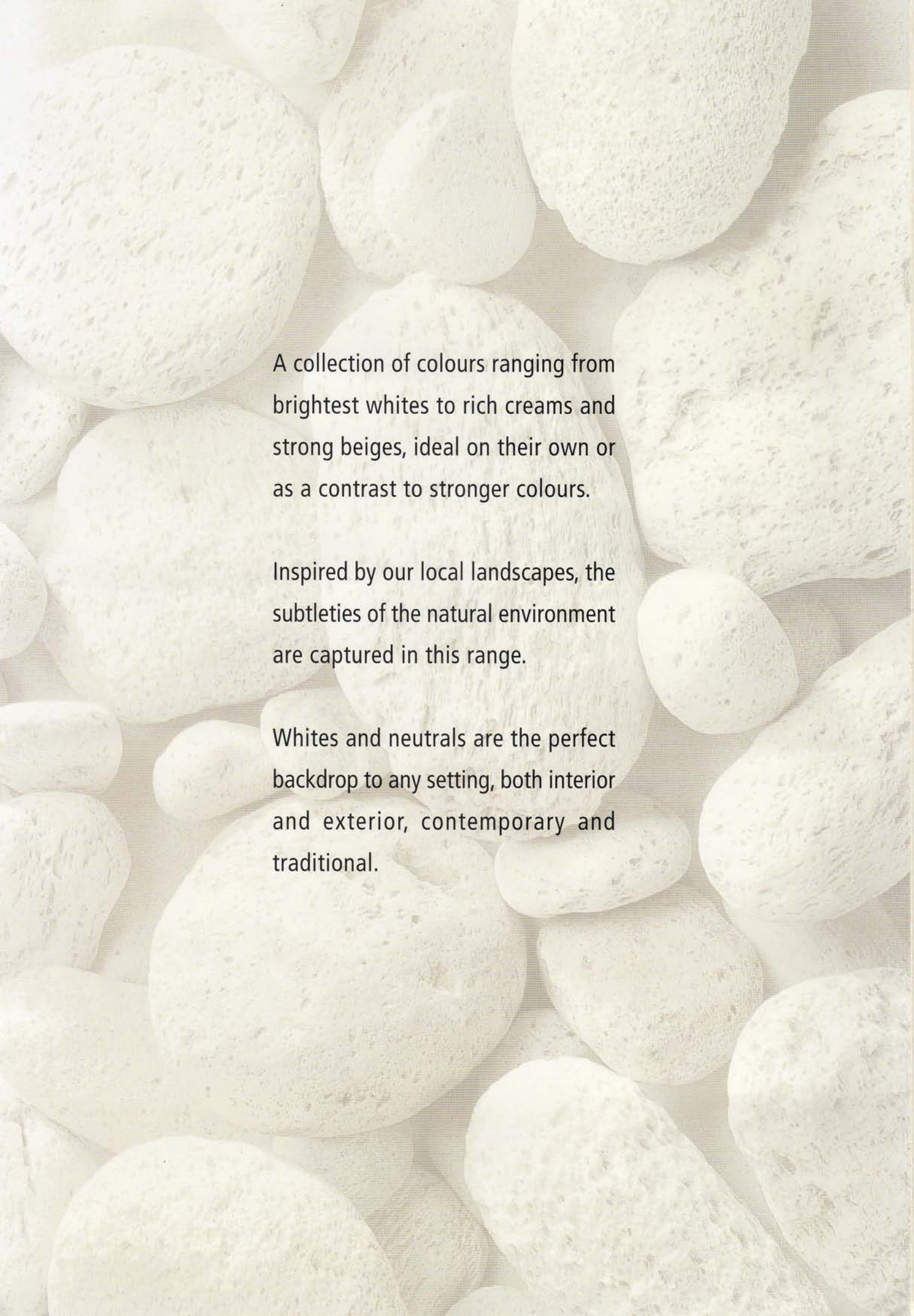
Resene

Whites & neutrals



Resene

the paint the professionals use



A collection of colours ranging from brightest whites to rich creams and strong beiges, ideal on their own or as a contrast to stronger colours.

Inspired by our local landscapes, the subtleties of the natural environment are captured in this range.

Whites and neutrals are the perfect backdrop to any setting, both interior and exterior, contemporary and traditional.



Pavlova™cc Y77-038-083




Canterbury Clay™ BR78-045-078



Haystack™ Y84-041-077



Colonial White™ Y89-043-083





Dutch White™ Y93-034-082




Solitaire™ Y90-023-077




Bianca™ Y96-012-090




Double Pearl Lusta™ Y92-024-085




Pearl Lusta™ Y94-018-087




Half Pearl Lusta™ Y95-012-089



Quarter Pearl Lusta™ G96-012-092




Soapstone™ N93-008-081



Merino™ Y91-009-076




Vista White™ N91-004-046




White Pointer™ N89-007-087



Sea Fog™ N92-005-100



Black White™ N93-005-100



Alabaster™ N96-006-099



Rice Cake™ G94-010-092



White Rock™ G87-023-095




Wheatfield™ Y89-023-088




Parchment™ Y86-022-086



Joanna™ G88-016-094




Thorndon Cream™ Y87-016-090



Rice Cake™ G94-010-092




Blanc™ Y88-015-078



Lemon Grass™cc G70-019-106



Linen™cc G80-020-097



Drought™cc BR76-028-076



Akaroa™ Y79-026-082



Blanc™ Y88-015-078



Malta™cc BR70-023-073



Sandcastle™cc BR73-028-069




Biscotti™ Y84-026-074




Double Spanish White™ Y84-029-081



Spanish White™ Y88-024-082



Half Spanish White™ Y91-020-082



Quarter Spanish White™ Y93-015-083



Pravda™cc BR62-017-079




Arrowtown™cc Y61-022-084



Double Sisal™cc BR73-031-078



Sisal™ Y80-027-081



Half Sisal™ Y84-025-082



Quarter Sisal™ Y88-021-084



Stonehenge™cc BR61-012-073



Stonewall™cc Y59-023-083




Double Tea™cc Y74-020-081



Tea™ Y81-019-081



Half Tea™ Y85-015-083



Quarter Tea™ Y89-010-084



Gravel™cc N42-005-114



Mondo™cc BR43-014-073



Oilskin™cc BR46-016-062




Double Napa™cc BR62-023-078



Napa™cc Y70-020-082



Half Napa™cc Y76-014-081



Quarter Napa™cc Y81-013-083





Get the inside look you want

The desirable low sheen interior look is easily achieved using Resene SpaceCote Low Sheen, a durable waterborne enamel combining versatility, enamel style toughness and durability with a highly desirable low sheen finish. Suitable for use in all interior areas from bathrooms and kitchens to broadwall areas. Best of all, being waterborne and lower odour than the enamel products it will often replace, you can get in and do the painting without disrupting your lifestyle and with a quick water clean up you'll be finished in next to no time. Also available in Resene SpaceCote Low Sheen Kitchen & Bathroom with anti-bacterial silver and MoulDefender for added protection in wet areas.



Opt for a natural look

Whites and neutrals are popular teamed with the dead flat mineral effect finish of Resene AquaShield, resulting in a natural earthy appearance that blends beautifully with the landscape. Ideal for exterior concrete on buildings and landscaping features.



Or go mediterranean

The time-worn strength of sandstone with the mellow patina of age has been recreated in Resene Sandtex. Perfect for beautifying and protecting concrete both inside and out, this very versatile finish may be used to reproduce a variety of finishes from aged render effects through to natural limestone and sandstone finishes. The fine sandstone texture adds an extra dimension to the coating and effectively disguises minor surface blemishes without changing the basic architectural concept. Perfect in the great outdoors or as an interior feature.



Explore a colour library

View an extensive range of Resene colour swatches in the online Resene colour library, then download the ones you like. Once you have found your favourites, order testpots online and try them out for yourself in the real world. Or browse through the in-store libraries of colour that can be found at most Resene ColorShops. With over 3000 variously coloured A4 swatches to pore over, you're bound to find one that suits.



'See' the finish

Virtual painting with Resene EzyPaint allows you to visualise the entire colour scheme before the redecorating even starts. Download Resene EzyPaint free from the Resene website or purchase a copy from your local Resene ColorShop or Reseller.



Put your colour to the test

No matter how you select your colours, always use testpots to confirm your choices in the area you are planning to paint. Resene testpots are available from your local Resene ColorShop or Reseller or you can order online from the Resene website.



Be PaintWise

For tips on minimising the impact of your decorating on the environment see www.resene.co.nz/paintwise.htm.



Enjoy the Resene Promise of quality

Enjoy the Resene Promise of quality on a wide range of Resene premium paints. See your Resene ColorShop or the Resene website for a copy.



Choose to help the environment

You can minimise the effect your next decorating project has on the environment by choosing one of the Resene range of Environmental Choice approved products.

In Australia:

PO Box 785, Ashmore City,
Queensland 4214

Call 1800 738 383, visit www.resene.com.au

or email us at advice@resene.com.au



the paint the professionals use

In New Zealand:

PO Box 38242, Wgtn Mail Centre,
Lower Hutt 5045

Call 0800 RESENE (737 363), visit www.resene.co.nz

or email us at advice@resene.co.nz

Colour	Colour code	Tone	Approx LRV%	RGB
Akaroa	Y79-026-082	W	53	190 178 154
Alabaster	N96-006-099	W	91	242 240 230
Arrowtown	CC Y61-022-084	L	29	130 122 103
Bianca	Y96-012-090	W	89	244 239 224
Biscotti	Y84-026-074	W	64	210 193 169
Black White	N93-005-100	W	84	229 228 219
Blanc	Y88-015-078	W	73	217 208 193
Canterbury Clay	BR78-045-078	P	53	198 174 131
Colonial White	Y89-043-083	W	74	233 215 171
Double Napa	CC BR62-023-078	L	30	138 127 107
Double Pearl Lusta	Y92-024-085	W	80	233 220 190
Double Sisal	CC BR73-031-078	P	46	178 162 134
Double Spanish White	Y84-029-081	W	65	210 195 163
Double Tea	CC Y74-020-081	W	46	178 168 148
Drought	CC BR76-028-076	W	51	184 168 143
Dutch White	Y93-034-082	W	84	240 223 187
Gravel	CC N42-005-114	M	12	74 75 70
Half Napa	CC Y76-014-081	W	51	180 173 158
Half Pearl Lusta	Y95-012-089	W	89	241 234 215
Half Sisal	Y84-025-082	W	65	213 201 174
Half Spanish White	Y91-020-082	W	78	230 219 199
Half Tea	Y85-015-083	W	65	206 198 181
Haystack	Y84-041-077	W	64	222 199 161
Joanna	G88-016-094	W	71	214 209 192
Lemon Grass	CC G70-019-106	P	41	153 154 134
Linen	CC G80-020-097	W	56	186 183 162
Malta	CC BR70-023-073	P	41	165 151 132
Merino	Y91-009-076	W	78	225 219 208
Mondo	CC BR43-014-073	M	13	85 77 66
Napa	CC Y70-020-082	P	40	163 154 135
Oilskin	CC BR46-016-062	M	16	85 83 73
Parchment	Y86-022-086	W	67	208 200 176
Pavlova	CC Y77-038-083	P	51	186 171 135
Pearl Lusta	Y94-018-087	W	86	234 224 200
Pravda	CC BR62-017-079	P	30	136 128 113
Quarter Napa	CC Y81-013-083	W	59	199 194 181
Quarter Pearl Lusta	G96-012-092	W	91	242 237 221
Quarter Sisal	Y88-021-084	W	73	228 218 196
Quarter Spanish White	Y93-015-083	W	84	235 226 210
Quarter Tea	Y89-010-084	W	74	224 218 208
Rice Cake	G94-010-092	W	85	239 236 222
Sandcastle	CC BR73-028-069	W	46	178 159 137
Sea Fog	N92-005-100	W	81	223 221 214
Sisal	Y80-027-081	W	56	197 186 160
Soapstone	N93-008-081	W	83	236 229 218
Solitaire	Y90-023-077	W	77	234 218 194
Spanish White	Y88-024-082	W	71	222 209 183
Stonehenge	CC BR61-012-073	P	29	130 122 113
Stonewall	CC Y59-023-083	L	27	128 118 97
Tea	Y81-019-081	W	59	191 181 162
Thorndon Cream	Y87-016-090	W	71	220 215 198
Vista White	N91-004-046	W	78	227 223 217
Wheatfield	Y89-023-088	W	74	223 215 189
White Pointer	N89-007-087	W	74	218 214 204
White Rock	G87-023-095	W	69	212 207 180

Key: L = Light M = Mid P = Pastel W = White
CC = Also available as a Cool Colour

Note 1: The approximate light reflectance value (LRV) of a colour indicates the amount of visible light that a colour will reflect. Black has a light reflectance value of 0% and absorbs all light. The surfaces are consequently very dark and can get very hot. In contrast, white has a light reflectance value of 100% and keeps a building light and cool. All colours fit within these two extremes. Resene Cool Colours look the same as standard colours but are formulated to reflect the sun's energy and have better heat and total solar reflectance (TSR) properties. They reflect the same visible light as a standard colour but reflect significantly more heat, keeping the coating, substrate and building cooler.

Note 2: Mid to dark colours are not suitable for some exterior substrates and if used may cause damage to the substrate, such as warping, checking and premature failure. Always check with the substrate supplier prior to commencing any work to ensure colour selections fit within their guidelines. Resene also manufactures Resene Cool Colour technology and this may increase the colour range that can be suitable over some heat sensitive substrates - refer Resene for further information.

Note 3: Tones listed above are subject to change if colours are reformulated.

Note 4: Colours may be available in selected products or sizes only. Check with Resene ColorShop or Reseller staff to ensure your selected colour is available in the product and/or size you require.

Note 5: This colour chart is finished with Resene SpaceCote Low Sheen waterborne enamel, a product ideally suited to kitchens, bathrooms, broadwall areas and trim and joinery inside and out.