


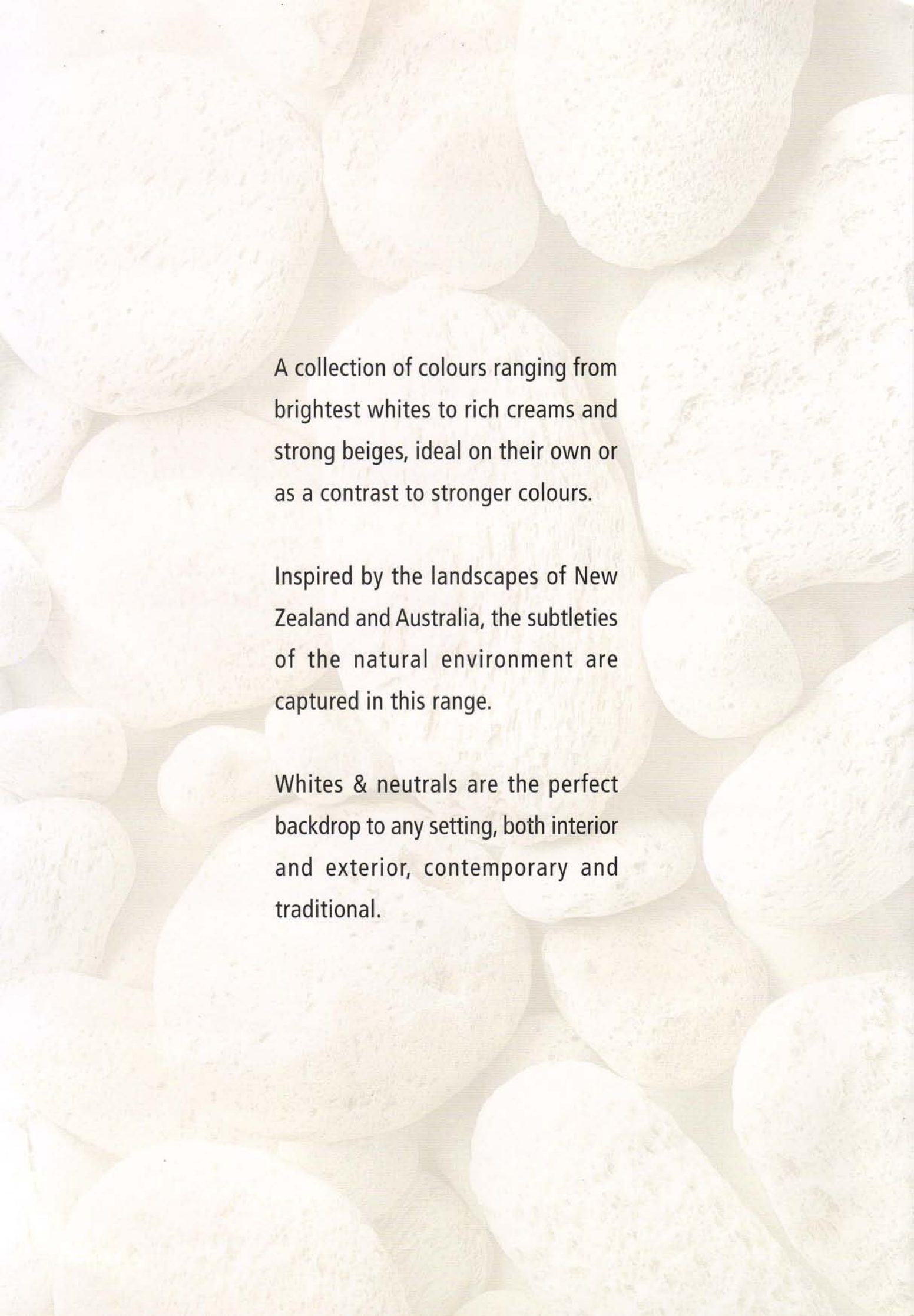
Resene

whites & neutrals



Resene

the paint the professionals use







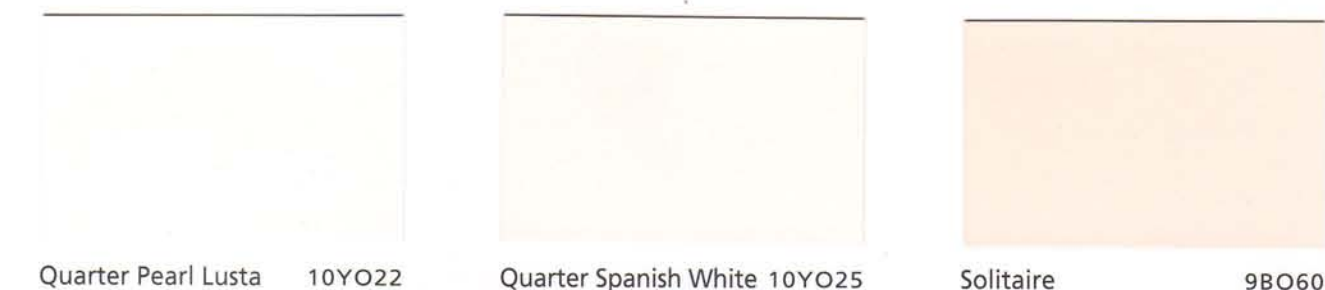





A collection of colours ranging from brightest whites to rich creams and strong beiges, ideal on their own or as a contrast to stronger colours.

Inspired by the landscapes of New Zealand and Australia, the subtleties of the natural environment are captured in this range.

Whites & neutrals are the perfect backdrop to any setting, both interior and exterior, contemporary and traditional.

Resene

whites & neutrals





Get the inside look you want

The desirable low sheen interior look is best achieved using Resene SpaceCote Low Sheen, a durable waterborne enamel combining versatility, enamel style toughness and durability with a highly desirable low sheen finish. Suitable for use in all interior areas from bathrooms and kitchens to broadwall areas. Best of all, being waterborne and lower odour than the enamel products it will often replace, you can get in and do the painting without disrupting your lifestyle and with a quick water clean-up you'll be finished in next to no time. With this product under your brush or roller, painting has never been faster, easier or more satisfying.

Opt for a natural look

Whites and neutrals are popular teamed with the dead flat mineral effect finish of Resene AquaShield. Colours are designed to lighten with exposure resulting in a natural weathered appearance to blend beautifully with the landscape. Ideal for exterior concrete on buildings and as landscaping features. Talk to your Resene ColorShop or Reseller staff to get your favourite Resene whites and neutrals hue in Resene AquaShield.

Or go mediterranean

The time-worn strength of sandstone with the mellow patina of age has been recreated in Resene Sandtex. Perfect for beautifying and protecting concrete both inside and out, this very versatile finish can be used to reproduce a variety of finishes from aged render effects through to natural limestone and sandstone finishes. The fine sandstone texture adds an extra dimension to the coating and effectively disguises minor surface blemishes without changing the basic architectural concept. Perfect in the great outdoors or as an interior feature.

Explore a colour library

View an extensive range of Resene colour swatches in the online Resene colour library, then download the ones you like. Once you have found your favourites, order testpots online and try them out for yourself in the real world. Or browse through the in-store libraries of colour that can be found at most Resene ColorShops. With over 1000 variously coloured A4 swatches to pore over, you're bound to find one that suits.

'See' the finish

Virtual painting with Resene EzyPaint allows you to visualise the entire colour scheme before the redecorating even starts. Resene EzyPaint can be downloaded free from the Resene website www.resene.co.nz (NZ), www.resene.com.au (AUST) or purchased on CD Rom from your local Resene ColorShop or Reseller.

Put your colour to the test

No matter how you select your colours, always use testpots to confirm your choices in the area you are planning to paint. Resene testpots are available from your local Resene ColorShop or Reseller or you can order online from the Resene website.

Choose to help the environment

You can minimise the effect your next decorating project has on the environment by choosing one of the Resene range of Environmental Choice approved products.

Resene Paints Ltd:
Certified since 1996

| Colour | Tone | Colour code | Approx RV % | Total colour reference |
|-----------------------|------|--------------|-------------|------------------------|
| Acropolis | W | Y85-015-083 | 65 | 6.5B035 |
| Akaroa | W | Y79-026-082 | 54 | 6B024 |
| Alabaster | W | N96-006-099 | 84 | 8.5GR12 |
| Arrowtown | L | Y61-022-084 | 29 | 4.5B027 |
| Bianca | W | Y96-012-090 | 90 | 10Y009 |
| Biscotti | W | Y94-026-074 | 63 | 7B073 |
| Black Haze | W | N91-006-101 | 80 | 8B035 |
| Black White | W | N93-005-100 | 84 | 9B030 |
| Blanc | W | Y88-015-078 | 70 | 8B025 |
| Canterbury Clay | P | BR78-045-078 | 52 | 5Y034 |
| Colonial White | W | Y89-043-083 | 74 | 6.5Y023 |
| Double Pearl Lusta | W | Y91-028-086 | 77 | 7.5Y022 |
| Double Spanish White | W | Y84-029-081 | 62 | 7Y025 |
| Drought | W | BR76-028-076 | 50 | 6B079 |
| Dutch White | W | Y93-037-082 | 83 | 7Y037 |
| Half Napa | W | Y76-014-081 | 50 | 6B025 |
| Half Pearl Lusta | W | Y96-017-090 | 87 | 9Y022 |
| Half Spanish White | W | Y91-020-082 | 78 | 9Y025 |
| Hillary | P | G72-034-091 | 43 | 5.5G013 |
| Joanna | W | G86-017-092 | 69 | 7.5G007 |
| Lemon Grass | P | G70-019-106 | 40 | 6G023 |
| Linen | W | G80-020-097 | 56 | 6G013 |
| Merino | W | Y91-009-076 | 78 | 8G010 |
| Napa | P | Y70-020-082 | 41 | 5B025 |
| Parchment | W | Y86-022-086 | 66 | 7B023 |
| Pavlova | P | Y71-038-083 | 51 | 5Y080 |
| Pearl Lusta | W | Y94-019-087 | 81 | 8Y022 |
| Putty | L | Y78-066-079 | 52 | 5Y026 |
| Quarter Pearl Lusta | W | G96-012-092 | 90 | 10Y022 |
| Quarter Spanish White | W | Y93-014-081 | 82 | 10Y025 |
| Rice Cake | W | G94-010-092 | 84 | 10Y007 |
| Sandcastle | W | BR73-028-069 | 46 | 5.5B004 |
| Sea Fog | W | N92-005-100 | 81 | 8B030 |
| Sisal | W | Y80-027-081 | 56 | 6.5B026 |
| Soapstone | W | N93-008-081 | 83 | 9B060 |
| Solitaire | W | Y90-023-077 | 78 | 8Y055 |
| Spanish White | W | Y88-024-082 | 70 | 8Y025 |
| Tea | W | Y80-017-081 | 55 | 6B035 |
| Travertine | W | G90-020-091 | 77 | 7.5Y009 |
| Vista White | W | N92-005-066 | 80 | 8B040 |
| Wheatfield | W | Y89-023-088 | 73 | 7Y018 |
| White Rock | W | G87-023-095 | 69 | 7Y009 |

Key:
L = Light M = Mid P = Pastel W = White

Note 1: The approximate reflectance value (RV) of a colour indicates the amount of light and heat that a colour will reflect. Black has a reflectance value of 0% and absorbs all light and heat. The surfaces are consequently very dark and can get very hot. In contrast, white has a reflectance value of 100% and keeps a building light and cool. All colours fit within these two extremes.

Note 2: Tones listed above are subject to change if colours are reformulated.

Note 3: This colour chart is finished with Resene SpaceCote Low Sheen waterborne enamel, a product ideally suited to kitchens, bathrooms, broadwall areas and trim and joinery inside and out.

Note 4: Colours may be available in selected products or sizes only. Check with Resene ColorShop or Reseller staff to ensure your selected colour is available in the product and/or size you require.

Resene

the paint the professionals use

In New Zealand: 32-50 Vogel Street, Lower Hutt, PO Box 38-242, Wellington Mail Centre
Call 0800 RESENE, visit www.resene.co.nz or email us at advice@resene.co.nz

In Australia: PO Box 785, Ashmore City, Queensland 4214

Call 1800 738 383, visit www.resene.com.au or email us at advice@resene.com.au

Rockcote (NZ): PO Box 8313, 77 Wrights Road, Christchurch

Call 0800 ROCKCOTE, visit www.rockcote.co.nz or email help@rockcote.co.nz

© Copyright Resene Paints Ltd February 2001



9 418022 023265