




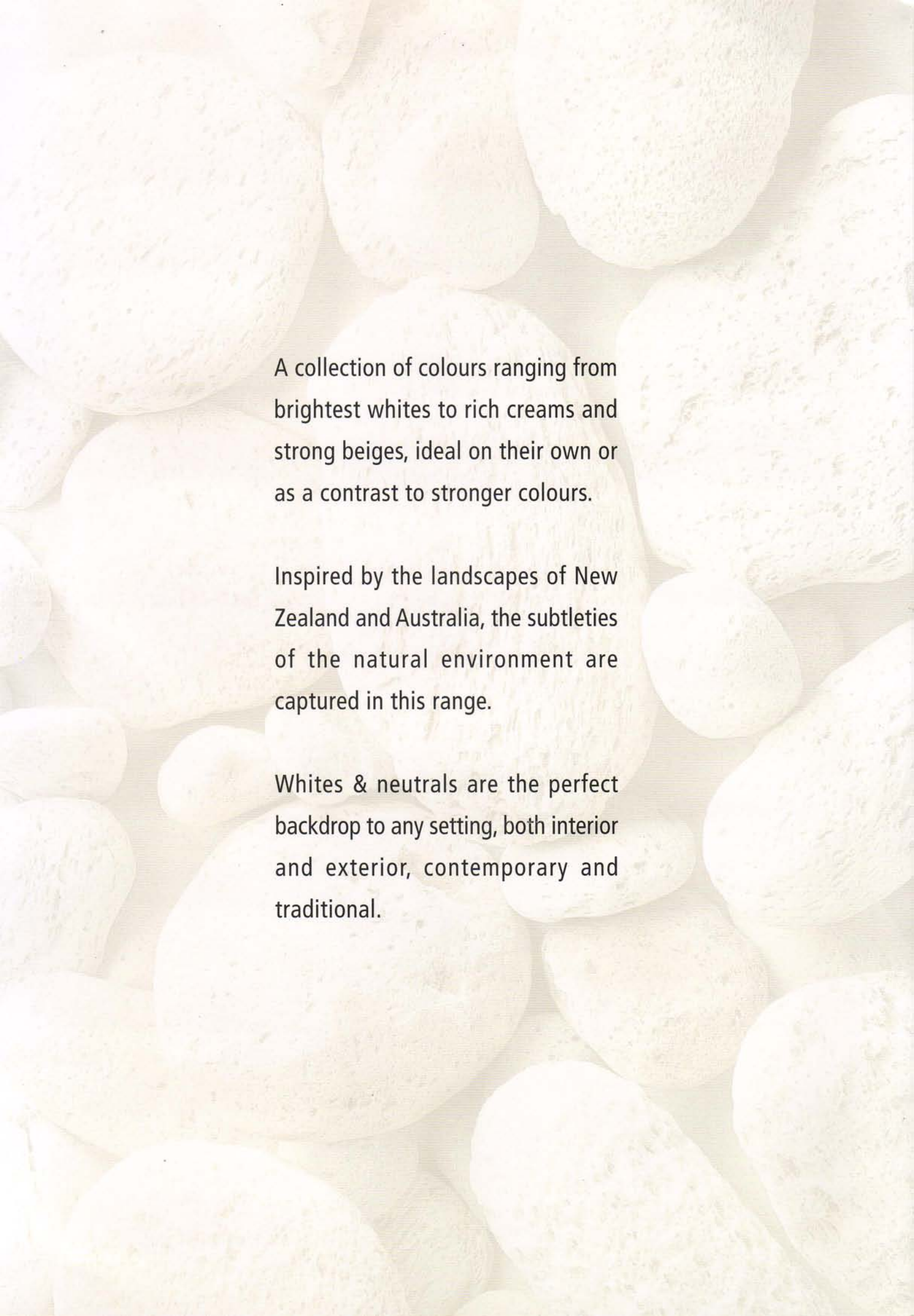
# Resene

## whites & neutrals



# Resene

the paint the professionals use



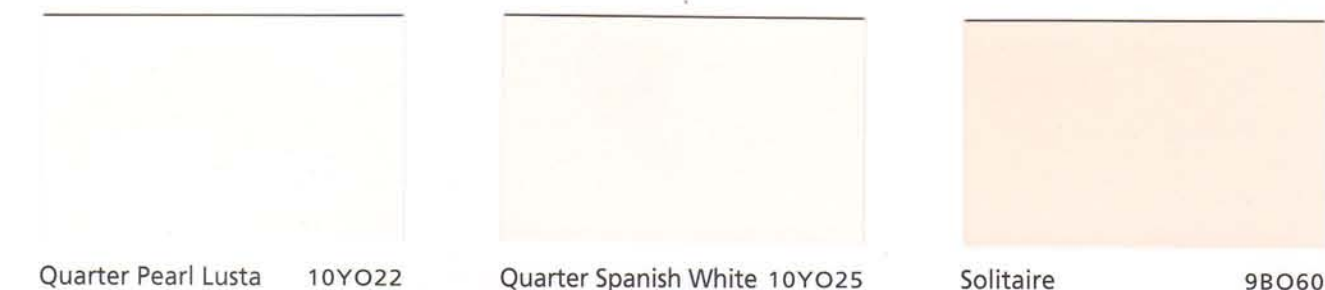







A collection of colours ranging from brightest whites to rich creams and strong beiges, ideal on their own or as a contrast to stronger colours.

Inspired by the landscapes of New Zealand and Australia, the subtleties of the natural environment are captured in this range.

Whites & neutrals are the perfect backdrop to any setting, both interior and exterior, contemporary and traditional.

# Resene whites & neutrals





## Get the inside look you want

The desirable low sheen interior look is best achieved using Resene Zylone SpaceCote, a durable waterborne enamel combining versatility, enamel style toughness and durability with a highly desirable low sheen finish. Suitable for use in all interior areas from bathrooms and kitchens to broadwall areas. Best of all, being waterborne and lower odour than the enamel products it will often replace, you can get in and do the painting without disrupting your lifestyle and with a quick water clean-up you'll be finished in next to no time. With this product under your brush or roller, painting has never been faster, easier or more satisfying.

## Opt for a natural look

Whites and neutrals are popular teamed with the dead flat mineral effect finish of Resene AquaShield. Colours are designed to lighten with exposure resulting in a natural weathered appearance to blend beautifully with the landscape. Ideal for exterior concrete on buildings and as landscaping features. Talk to your Resene ColorShop or Reseller staff to get your favourite Resene whites and neutrals hue in Resene AquaShield.

## Or go mediterranean

The time-worn strength of sandstone with the mellow patina of age has been recreated in Resene Sandtex. Perfect for beautifying and protecting concrete both inside and out, this very versatile finish can be used to reproduce a variety of finishes from aged render effects through to natural limestone and sandstone finishes. The fine sandstone texture adds an extra dimension to the coating and effectively disguises minor surface blemishes without changing the basic architectural concept. Perfect in the great outdoors or as an interior feature.

## Explore a colour library

View an extensive range of Resene colour swatches in the online Resene colour library, then download the ones you like. Once you have found your favourites, order testpots online and try them out for yourself in the real world. Or browse through the in-store libraries of colour that can be found at most Resene ColorShops. With over 1000 variously coloured A4 swatches to pore over, you're bound to find one that suits.

## 'See' the finish

Virtual painting with Resene EzyPaint allows you to visualise the entire colour scheme before the redecorating even starts. Resene EzyPaint can be downloaded free from the Resene website [www.resene.co.nz](http://www.resene.co.nz) (NZ), [www.resene.com.au](http://www.resene.com.au) (AUST) or purchased on CD Rom from your local Resene ColorShop or Reseller.

## Put your colour to the test

No matter how you select your colours, always use testpots to confirm your choices in the area you are planning to paint. Resene testpots are available from your local Resene ColorShop or Reseller or you can order online from the Resene website.

## Choose to help the environment

You can minimise the effect your next decorating project has on the environment by choosing one of the Resene range of Environmental Choice approved products.

Colour	Tone	Total Colour Reference	Approx RV %
Acropolis (Half Tea)	W	6.5B035	63
Akaroa	W	6B024	51
Alabaster	W	8.5GR12	87
Arrowtown	L	4.5B027	28
Bianca	W	10Y009	90
Biscotti	W	7B073	63
Black Haze	W	8B035	79
Black White	W	9B030	84
Blanc	W	8B025	72
Canterbury Clay	P	5Y034	52
Coconut Cream	W	7Y008	75
Colonial White	W	6Y022	75
Double Pearl Lusta	W	7.5Y022	78
Double Spanish White	W	7Y025	64
Drought	W	6B079	49
Dutch White	W	7Y037	78
Half Pearl Lusta	W	9Y022	86
Half Spanish White	W	9Y025	78
Hillary	P	5.5G013	46
Joanna	W	7.5G007	68
Lemon Grass	P	6G023	39
Linen	W	6G013	75
Makara	M	2.5B029	16
Merino	W	8G010	79
Napa	P	5B025	40
Parchment	W	7B023	65
Pavlova	P	5Y080	50
Pearl Lusta	W	8Y022	83
Putty	L	5Y026	53
Quarter Pearl Lusta	W	10Y022	86
Quarter Spanish White	W	10Y025	82
Rice Cake	W	10Y007	88
Sandcastle	W	5.5B004	45
Sea Fog	W	8B030	80
Sisal	W	6.5B026	56
Soapstone	W	9B060	79
Solitaire	W	8Y055	78
Spanish White	W	8Y025	71
Tea (Double Acropolis)	W	6B035	56
Travertine	W	7.5Y009	76
Vista White	W	8B040	84
White Rock	W	7Y009	71

**tone key:**  
**L** = Light      **M** = Mid      **P** = Pastel  
**W** = White

**Note 1:** The approximate reflectance value (RV) of a colour indicates the amount of light and heat that a colour will reflect. Black has a reflectance value of 0% and absorbs all light and heat. The surfaces are consequently very dark and can get very hot. In contrast, white has a reflectance value of 100% and keeps a building light and cool. All colours fit within these two extremes.

**Note 2:** Tones listed above are subject to change if colours are reformulated.



# Resene

the paint the professionals use

In New Zealand: 32-50 Vogel Street, Lower Hutt, PO Box 38-242, Wellington Mail Centre  
Call 0800 RESENE, visit [www.resene.co.nz](http://www.resene.co.nz) or email us at [advice@resene.co.nz](mailto:advice@resene.co.nz)

In Australia: PO Box 785, Ashmore City, Queensland 4214  
Call 1800 738 383, visit [www.resene.com.au](http://www.resene.com.au) or email us at [advice@resene.com.au](mailto:advice@resene.com.au)

Rockcote (NZ): PO Box 8313, 77 Wrights Road, Christchurch  
Call 0800 ROCKCOTE, visit [www.rockcote.co.nz](http://www.rockcote.co.nz) or email [help@rockcote.co.nz](mailto:help@rockcote.co.nz)



9 418022 023265