

THE RANGE 2006

Introducing **The Range 2006**, a collection of contemporary and classic colours by Resene conceived for the year 2006.

Connecting is the new catch phrase as we emerge from the cocoon - coming out of the shells we have built to protect ourselves to reach out to others and draw them into our world.

Emotion is back in fashion, underpinning our decision making, our loves, our likes, our hates and our colour scheme selections. Colour helps us express attitude, uplifting us in our daily routines whether it be the bold feature wall or the quirky coloured refrigerator. The human eye is delightfully dexterous, able to identify and adapt quickly to minute fluctuations in colour and light. Colour combinations are not about capturing one hue with precision but about combining shades and tones to achieve balance, atmosphere and complete aesthetic appeal. It's about colours surprising the senses, fresh and luxurious, grabbing attention without aggression, being eye catching without being loud. Playful combinations of seemingly wild selections acting as the fantasy to complement more sustainable hues. Intense hues redefining themselves from scattered accents to the dominant room colour.

Natural neutrals remain a safe choice with new monochromatic whites and fresh greys expanding the selection of neutrals.

Such is the cyclical nature of colour, hues of the past such as buttery yellows and petal pinks will sneak back into the trends momentarily before the trends once again cycle forward. The palette is warmed with undertones of green and yellow and accented by punchy hues such as bright reds, intense light blues, acidic yellows and touches of shrieking violet.

Whether young or old, colour is not about age, it's about emotion. Many colours now transcend the age groups appealing in different applications to the masses.

Take your pick - there are no wrong answers when it comes to choosing colour. Whatever works for you is the right answer. When you're looking for your right answer, check out the Resene The Range 2006, brimming with colour choices.

Whether you are seeking colours to uplift or downplay, Resene is confident you can find a The Range 2006 colour to suit. The Range 2006, a collection of 186 classic and contemporary colours, metallics, mineral effect and wood finishes designed for the year 2006, is ready and waiting for your imagination.

Orange influences the yellow family with egg yolk finding favour among younger consumers. Blue infused greens, new teal greener than aqua gain momentum bringing in the botanical, organic edge. Easy to blend with a wide array of colours, blue greens feel distinctively different because of their recent absence from colour trends. Eco-consciousness and health awareness continues to underpin the strength of green. European influences move the blue family away from cool, light and icy into clean, confident and invigorating. The popular new palette pairing of soft yellow greens with fresh softened aquas, pinks and pale yellows reminiscent of outdoor picnic embraces the trend to connectivity, welcoming in the new voice of home entertainment. Definitely feminine, this colour story is sophisticated and delicate. Natural neutrals remain a safe choice with new monochromatic whites and fresh greys expanding the selection of neutrals. Such is the cyclical nature of colour, hues of the past such as buttery yellows and petal pinks will sneak back into the trends momentarily before the trends once again cycle forward. The palette is warmed with undertones of green and yellow and accented by punchy hues such as bright reds, intense light blues, acidic yellows and touches of shrieking violet. Whether young or old, colour is not about age, it's about emotion. Many colours now transcend the age groups appealing in different applications to the masses. Take your pick - there are no wrong answers when it comes to choosing colour. Whatever works for you is the right answer. When you're looking for your right answer, check out the Resene The Range 2006, brimming with colour choices. Whether you are seeking colours to uplift or downplay, Resene is confident you can find a The Range 2006 colour to suit. The Range 2006, a collection of 186 classic and contemporary colours, metallics, mineral effect and wood finishes designed for the year 2006, is ready and waiting for your imagination.

Orange influences the yellow family with egg yolk finding favour among younger consumers. Blue infused greens, new teal greener than aqua gain momentum bringing in the botanical, organic edge. Easy to blend with a wide array of colours, blue greens feel distinctively different because of their recent absence from colour trends. Eco-consciousness and health awareness continues to underpin the strength of green. European influences move the blue family away from cool, light and icy into clean, confident and invigorating. The popular new palette pairing of soft yellow greens with fresh softened aquas, pinks and pale yellows reminiscent of outdoor picnic embraces the trend to connectivity, welcoming in the new voice of home entertainment. Definitely feminine, this colour story is sophisticated and delicate. Natural neutrals remain a safe choice with new monochromatic whites and fresh greys expanding the selection of neutrals. Such is the cyclical nature of colour, hues of the past such as buttery yellows and petal pinks will sneak back into the trends momentarily before the trends once again cycle forward. The palette is warmed with undertones of green and yellow and accented by punchy hues such as bright reds, intense light blues, acidic yellows and touches of shrieking violet. Whether young or old, colour is not about age, it's about emotion. Many colours now transcend the age groups appealing in different applications to the masses. Take your pick - there are no wrong answers when it comes to choosing colour. Whatever works for you is the right answer. When you're looking for your right answer, check out the Resene The Range 2006, brimming with colour choices. Whether you are seeking colours to uplift or downplay, Resene is confident you can find a The Range 2006 colour to suit. The Range 2006, a collection of 186 classic and contemporary colours, metallics, mineral effect and wood finishes designed for the year 2006, is ready and waiting for your imagination.

Orange influences the yellow family with egg yolk finding favour among younger consumers. Blue infused greens, new teal greener than aqua gain momentum bringing in the botanical, organic edge. Easy to blend with a wide array of colours, blue greens feel distinctively different because of their recent absence from colour trends. Eco-consciousness and health awareness continues to underpin the strength of green. European influences move the blue family away from cool, light and icy into clean, confident and invigorating. The popular new palette pairing of soft yellow greens with fresh softened aquas, pinks and pale yellows reminiscent of outdoor picnic embraces the trend to connectivity, welcoming in the new voice of home entertainment. Definitely feminine, this colour story is sophisticated and delicate. Natural neutrals remain a safe choice with new monochromatic whites and fresh greys expanding the selection of neutrals. Such is the cyclical nature of colour, hues of the past such as buttery yellows and petal pinks will sneak back into the trends momentarily before the trends once again cycle forward. The palette is warmed with undertones of green and yellow and accented by punchy hues such as bright reds, intense light blues, acidic yellows and touches of shrieking violet. Whether young or old, colour is not about age, it's about emotion. Many colours now transcend the age groups appealing in different applications to the masses. Take your pick - there are no wrong answers when it comes to choosing colour. Whatever works for you is the right answer. When you're looking for your right answer, check out the Resene The Range 2006, brimming with colour choices. Whether you are seeking colours to uplift or downplay, Resene is confident you can find a The Range 2006 colour to suit. The Range 2006, a collection of 186 classic and contemporary colours, metallics, mineral effect and wood finishes designed for the year 2006, is ready and waiting for your imagination.

Orange influences the yellow family with egg yolk finding favour among younger consumers. Blue infused greens, new teal greener than aqua gain momentum bringing in the botanical, organic edge. Easy to blend with a wide array of colours, blue greens feel distinctively different because of their recent absence from colour trends. Eco-consciousness and health awareness continues to underpin the strength of green. European influences move the blue family away from cool, light and icy into clean, confident and invigorating. The popular new palette pairing of soft yellow greens with fresh softened aquas, pinks and pale yellows reminiscent of outdoor picnic embraces the trend to connectivity, welcoming in the new voice of home entertainment. Definitely feminine, this colour story is sophisticated and delicate. Natural neutrals remain a safe choice with new monochromatic whites and fresh greys expanding the selection of neutrals. Such is the cyclical nature of colour, hues of the past such as buttery yellows and petal pinks will sneak back into the trends momentarily before the trends once again cycle forward. The palette is warmed with undertones of green and yellow and accented by punchy hues such as bright reds, intense light blues, acidic yellows and touches of shrieking violet. Whether young or old, colour is not about age, it's about emotion. Many colours now transcend the age groups appealing in different applications to the masses. Take your pick - there are no wrong answers when it comes to choosing colour. Whatever works for you is the right answer. When you're looking for your right answer, check out the Resene The Range 2006, brimming with colour choices. Whether you are seeking colours to uplift or downplay, Resene is confident you can find a The Range 2006 colour to suit. The Range 2006, a collection of 186 classic and contemporary colours, metallics, mineral effect and wood finishes designed for the year 2006, is ready and waiting for your imagination.

Orange influences the yellow family with egg yolk finding favour among younger consumers. Blue infused greens, new teal greener than aqua gain momentum bringing in the botanical, organic edge. Easy to blend with a wide array of colours, blue greens feel distinctively different because of their recent absence from colour trends. Eco-consciousness and health awareness continues to underpin the strength of green. European influences move the blue family away from cool, light and icy into clean, confident and invigorating. The popular new palette pairing of soft yellow greens with fresh softened aquas, pinks and pale yellows reminiscent of outdoor picnic embraces the trend to connectivity, welcoming in the new voice of home entertainment. Definitely feminine, this colour story is sophisticated and delicate. Natural neutrals remain a safe choice with new monochromatic whites and fresh greys expanding the selection of neutrals. Such is the cyclical nature of colour, hues of the past such as buttery yellows and petal pinks will sneak back into the trends momentarily before the trends once again cycle forward. The palette is warmed with undertones of green and yellow and accented by punchy hues such as bright reds, intense light blues, acidic yellows and touches of shrieking violet. Whether young or old, colour is not about age, it's about emotion. Many colours now transcend the age groups appealing in different applications to the masses. Take your pick - there are no wrong answers when it comes to choosing colour. Whatever works for you is the right answer. When you're looking for your right answer, check out the Resene The Range 2006, brimming with colour choices. Whether you are seeking colours to uplift or downplay, Resene is confident you can find a The Range 2006 colour to suit. The Range 2006, a collection of 186 classic and contemporary colours, metallics, mineral effect and wood finishes designed for the year 2006, is ready and waiting for your imagination.

Orange influences the yellow family with egg yolk finding favour among younger consumers. Blue infused greens, new teal greener than aqua gain momentum bringing in the botanical, organic edge. Easy to blend with a wide array of colours, blue greens feel distinctively different because of their recent absence from colour trends. Eco-consciousness and health awareness continues to underpin the strength of green. European influences move the blue family away from cool, light and icy into clean, confident and invigorating. The popular new palette pairing of soft yellow greens with fresh softened aquas, pinks and pale yellows reminiscent of outdoor picnic embraces the trend to connectivity, welcoming in the new voice of home entertainment. Definitely feminine, this colour story is sophisticated and delicate. Natural neutrals remain a safe choice with new monochromatic whites and fresh greys expanding the selection of neutrals. Such is the cyclical nature of colour, hues of the past such as buttery yellows and petal pinks will sneak back into the trends momentarily before the trends once again cycle forward. The palette is warmed with undertones of green and yellow and accented by punchy hues such as bright reds, intense light blues, acidic yellows and touches of shrieking violet. Whether young or old, colour is not about age, it's about emotion. Many colours now transcend the age groups appealing in different applications to the masses. Take your pick - there are no wrong answers when it comes to choosing colour. Whatever works for you is the right answer. When you're looking for your right answer, check out the Resene The Range 2006, brimming with colour choices. Whether you are seeking colours to uplift or downplay, Resene is confident you can find a The Range 2006 colour to suit. The Range 2006, a collection of 186 classic and contemporary colours, metallics, mineral effect and wood finishes designed for the year 2006, is ready and waiting for your imagination.






Orange influences the yellow family with egg yolk finding favour among younger consumers. Blue infused greens, new teal greener than aqua gain momentum bringing in the botanical, organic edge. Easy to blend with a wide array of colours, blue greens feel distinctively different because of their recent absence from colour trends. Eco-consciousness and health awareness continues to underpin the strength of green. European influences move the blue family away from cool, light and icy into clean, confident and invigorating. The popular new palette pairing of soft yellow greens with fresh softened aquas, pinks and pale yellows reminiscent of outdoor picnic embraces the trend to connectivity, welcoming in the new voice of home entertainment. Definitely feminine, this colour story is sophisticated and delicate. Natural neutrals remain a safe choice with new monochromatic whites and fresh greys expanding the selection of neutrals. Such is the cyclical nature of colour, hues of the past such as buttery yellows and petal pinks will sneak back into the trends momentarily before the trends once again cycle forward. The palette is warmed with undertones of green and yellow and accented by punchy hues such as bright reds, intense light blues, acidic yellows and touches of shrieking violet. Whether young or old, colour is not about age, it's about emotion. Many colours now transcend the age groups appealing in different applications to the masses. Take your pick - there are no wrong answers when it comes to choosing colour. Whatever works for you is the right answer. When you're looking for your right answer, check out the Resene The Range 2006, brimming with colour choices. Whether you are seeking colours to uplift or downplay, Resene is confident you can find a The Range 2006 colour to suit. The Range 2006, a collection of 186 classic and contemporary colours, metallics, mineral effect and wood finishes designed for the year 2006, is ready and waiting for your imagination.

Index by Alpha				
Colour Name	Page Chip No	TC Code	TC Code	Approx RfV%
Adrenalin Junkie	6	5	18MB45	BG - N
Afterburner	7	1	38R81	D 16
Alaska	19	5	6.5805	W 57
Alfresco	23	2	3.5G072	G 18
Alo Alo	8	5	2.5Y055	Y 91
Alter Ego	10	5	2.5B045	M 23
Anticipation	10	5	6R066	P 40
AquaShield Canterbury Clay	1	4	5Y034	AS -
AquaShield Spanish White	1	5	8Y025	AS -
AquaShield Stonevale	3	1	4B090	AS -
Arthouse	14	5	1.5V69	MG 7
Ashanti	22	2	6B653	W 52
Aspiring	24	2	6.5G021	W 57
Asteroid	33	3	6B053	W 41
Aubergine	9	2	18R70	U 5
Authentic	27	3	2Y090	M 24
Aviator	15	5	1826	U 6
Awol	29	3	3Y674	M 32
Barlot	3	2	4.58Y49	L 65
Barista	33	1	1.5B055	D 8
Beaten Track	30	5	10N50	NS -
Belladonna	14	4	4.9Y5	MG 11
Bit Me	3	1	18Y28	Y 61
Bittersweet	3	3	3.5Y029	M 43
Blank Canvas	13	5	6.5Y032	W 68
Breakwater	18	3	4B27	L 19
Brie	3	5	6.5Y012	W 75
Buffalo	33	4	3.5B060	L 20
Bullitt	18	1	1805	U 5
Cafeine	29	2	1V91	D 6
Caraway	12	2	6.5B087	W 60
Cargo	35	3	5B086	P 37
Catch 22	35	1	12MA10	SA - N
Catwalk	34	2	2GR59	M 10
Chill Out	23	5	7Y670	W 81
Claypot	8	3	4R015	L 29
Colours Wicket	29	1	4.5B083	L 31
Condor	25	3	3.5GR44	L 18
Copperhead	16	5	18MA70	SA - N
Copyrite	37	2	6.5GR79	W 53
Coriander	26	3	6G016	W 53
Cougar	30	1	6B089	P 46
Craigieburn	26	4	5B089	P 35
Cut Glass	20	5	7.5B62	W 74
Dark Knight	19	1	1876	D 6
De Janeiro	14	1	5V68	P 24
Decadence	18	2	1817	D 7
Deja Vu	6	4	5.5Y056	P 55
Designer White	19	3	8B61	W 75
Desperado	32	1	2R017	O 13
Destiny	23	2	5.5B96	P 42
Diesel	38	2	1GR21	U 6
Digeridoo	7	3	18024	U 6
Dotcom	17	4	1.5V83	M 10
Double Spanish White	38	3	7Y025	W 62
Dutch White	5	5	7Y037	W 83
Dynamite	13	1	1.5B851	MG 9
Effervescent	35	5	18MA20	SA - N
Endorphin	21	2	3B42	P 34
Erotic	10	1	2.5B851	M 19
Escape	20	4	6.5B51	W 59
Eskimo	25	5	6.5B90	W 52
Eternity	25	1	1G022	U 6
Fahrenheit	7	2	18044	U 9

Colour Name	Page Chip No	TC Code	TC Code	Approx RfV%
Fandango	14	3	4V73	M 12
Felix	30	4	1.5B027	M 11
Felicitas	34	5	7.5GR14	W 63
Floyd	11	5	5B838	P 52
Freestyling	33	2	4.5B84	W 48
Gargyle	30	2	4B024	L 31
Genesis	28	5	6.5Y674	W 73
Glitterati	36	4	19MA62	SA - N
Gold Coast	38	4	4Y092	L 38
Green Meets Blue	28	1	3B654	M 15
Grey Suit	16	2	5.5V83	W 38
Greywacke	31	1	6.5V83	W 59
Groovy	23	4	3Y622	M 36
Half Pearl Lusta	32	5	9Y022	W 87
Half Spanish White	32	4	9Y025	W 78
Happy Hour	28	4	4Y643	M 55
Havoc	9	4	18R17	R 17
Hazard	5	2	1.5OR53	Y 22
Heartbreaker	15	2	6.5V87	W 61
Hero	7	4	1.5OR91	Y 35
Highlight	10	3	3V12	D 16
House White	31	5	7.5GR16	W 75
Hyperactive	5	1	1.5OR54	Y 36
Iko Iko	37	4	4.5Y029	L 42
Indian Ink	20	2	18B8	U 4
Innuendo	13	3	4GR31	P 23
Inside Back	31	2	5B652	P 36
Intrigue	12	3	2.5R047	M 17
Jandal	5	4	2Y031	O 15
Jimmy Dean	26	5	3.5GR58	L 14
Joie De Vivre	6	2	3OR59	M 31
Joss	8	2	6B009	W 48
Kidman	13	1	7R066	W 57
Kiwi	35	3	3.5B039	L 17
Lemon Grass	37	3	6G023	P 40
Lemon Twist	4	3	6B13	P 67
Lip Service	11	1	1.5V11	MG 9
Lodestar	38	5	18MA55	SA - N
Lumberjack	30	3	3R054	M 16
Lusty	8	4	18045	U 11
Mahogany	2	4	10C920	WC -
Mamba	16	3	4.5V81	L 24
Marathon	22	4	3B54	M 15
Marionette	14	2	6V67	P 42
Metro	19	4	11MA60	SA - N
Middle Earth	24	4	3G053	D 11
Milestone	37	1	7B054	W 55
Miss Husky	11	4	2B842	M 26
Moleskin	34	4	6B070	W 50
Mondo	32	2	3GR08	M 13
Moroccan Spice	5	3	2OR74	O 22
Mustang	12	5	18041	D 14
Napa	24	1	5B025	P 41
Nero	38	1	1GR54	U 4
Norwegian Blue	18	4	4B61	L 21
Northwest	20	3	4.5B54	L 25
Okie Dokey	12	4	5.5Y069	P 47
Opiumist	21	4	3B35	M 23
Otter	13	4	4.5B067	P 30
Paradise	24	5	5B690	P 38
Paia	16	1	1815	U 5
Pearl Lusta	4	2	8Y022	W 81
Pirate	9	3	1.5B833	D 13
Pitch Black	2	1	W0039	WW -
Pohutukawa	10	2	18R46	MG 8
Possessed	27	2	1GR74	D 9
Quarter Spanish White	17	5	10Y025	W 82
Quasar	34	1	4.5B070	L 31

Colour Name	Page Chip No	TC Code	TC Code	Approx RfV%
Racing Green	27	1	1G051	U 6
Ranger	26	2	5.5G049	L 28
Raptor	26	1	3G025	M 15
Raspufin	15	1	1V62	D 6
Rickshaw	35	4	6.5B072	P 40
Roadster	9	1	18027	R 15
Rock Salt	2	5	10C925	WC -
Roulette	23	1	1.5G075	G 12
Sea Fog	10	4	8B030	W 81
Sensual Red	11	3	2B863	MG 13
Sisal	31	4	6.5B026	W 56
Smooth Operator	34	3	5Y032	P 57
Sonic Boom	16	4	1V86	U 6
Space Cadet	21	1	1825	U 7
Spanish White	37	5	8Y025	W 70
Speed Demon	9	5	1.5B856	MG 7
Spellbound	11	2	3R070	L 16
Spinaker	20	1	1844	D 10
Spirulina	24	3	3.5G039	M 31
Spiffire	8	1	18064	MG 5
Stonehenge	36	5	5GR90	P 29
Stonewall	36	2	4B090	L 26
Stonewall	18	5	1.5B06	D 8
Stonewall	22	1	3B058	M 20
Subzero	21	3	4B32	P 25
Supernova	4	1	18Y46	Y 58
Surrender	17	3	6GR48	W 57
Taffeta	15	4	4V16	L 29
Talisman	31	3	3B091	M 18
Tarot	17	1	1V67	MG 5
Tasman	22	5	9G047	W 59
Tea	37	4	6B035	W 55
Techno	25	2	19MA55	SA - N
Tiebreaker	35	5	5.5B61	W 41
Tiger Lily	29	4	5Y651	P 72
Tinkerbell	4	5	3.5B44	L 72
Travis	36	3	4Y087	L 44
Trojan	25	4	4GR48	P 27
True Blue	21	5	2B59	M 8
Tsumami	19	2	5B90	P 28
Vegas	7	5	4B019	M 60
Ventura	4	4	2.5Y012	O 28
Warlord	13	2	1.5V81	L 11
Warrior	28	2	1.5B96	U 7
Wasabi	27	5	3Y670	Y 32
Wazzup	3	4	18Y35	Y 39
Wellywood	28	3	2Y690	Y 59
White Metal	35	2	11MB35	BG -
Whizz Bang	6	3	1.5B22	Y 18
Wicked	17	2	1.5V59	M 9
Wild West	6	1	3R024	D 20
Wonderland	15	3	5.5V16	W 46
Zulu	36	1	3.5GR26	M 16

KEY
AS = AquaShield BG = Blast Grey
D = Deep G = Green
L = Light M = Mid

<p>Pitch Black WD039 A lustrous, intense yellow with a chequered attitude. Try Resene Bite Me with blues, fuchsia pinks or deep greens such as Resene Optimist (21-4), Resene Belladonna (14-4) or Resene Rosso (27-3). Tone = W Approx Rv% = 61</p>	<p>Bite Me 18Y28 An agreeable, intense yellow with a chequered attitude. Try Resene Bite Me with blues, fuchsia pinks or deep greens such as Resene Optimist (21-4), Resene Belladonna (14-4) or Resene Rosso (27-3). Tone = W Approx Rv% = 61</p>	<p>Supernova 1.5OR54 A pulsating frenetic orange harking back to the late 1950's, similar bright reds. Try Resene Hyperactive with yellows, greens or deep blues such as Resene Supernova (4-1), Resene Groovy (23-4) or Resene True Blue (21-5). Tone = Y2 Approx Rv% = 36</p>	<p>Hyperactive 1.5OR54 A pulsating frenetic orange harking back to the late 1950's, similar bright reds. Try Resene Hyperactive with yellows, greens or deep blues such as Resene Supernova (4-1), Resene Groovy (23-4) or Resene True Blue (21-5). Tone = Y2 Approx Rv% = 36</p>	<p>Wild West 3RO24 A soft maroon, mysterious masculine mix of brown and crimson. Try Resene Wild West with browns, traditionals greens or warm ochres such as Resene Craighurbin (26-4), Resene Raging Green (27-1) or Resene Collins Wicket (30-4). Tone = D Approx Rv% = 20</p>	<p>Afterburner 3BR11 An appealing yellow-red with a hint of fire. Try Resene Afterburner with russet-hues, traditionals greens or deep blues such as Resene Optimist (21-4), Resene Belladonna (14-4) or Resene Rosso (27-3). Tone = D Approx Rv% = 16</p>	<p>Roadster 1BR27 An outrageous bright red - first past the finishing flag and stunning in a high gloss finish. Try Resene Roadster with deep blues, greys or bright yellows such as Resene Bullitt (18-1), Resene Inside Back (31-2) or Resene Bite Me (31-1). Tone = R Approx Rv% = 15</p>	<p>Spitfire 1RO64 A fiery maroon, mysterious masculine mix of brown and crimson. Try Resene Spitfire with grey blues, olive yellows or warm browns such as Resene Teakaker (35-5), Resene Alo Alo (29-5) or Resene Space Cadet (21-1). Tone = MG Approx Rv% = 5</p>	<p>Erotic 2.5BR51 A soft kerms red, faded into antiquity. Tone = M Approx Rv% = 19</p>	<p>Lip Service 1.5V11 A sensitive mauve red violet, stunning in a high gloss finish. Try Resene Lip Service with greys, fluoro greens or blue greens such as Resene Teakaker (35-5), Resene Alo Alo (29-5) or Resene Space Cadet (21-1). Tone = MG Approx Rv% = 9</p>	<p>Dynamite 1.5BR51 A deep blue tinged red set to blast. Try Resene Dynamite with beiges, mullied mustards or deep blues such as Resene Teakaker (35-5), Resene Alo Alo (29-5) or Resene Space Cadet (21-1). Tone = MG Approx Rv% = 9</p>	<p>Kidman 7RO66 A romantic pink, reminiscent of anogera, reminiscent of champagne. Try Resene Kidman with red violets, grey whites or metallics such as Resene De Janeiro (14-1), Resene Sea Fog (10-4) or Resene Gutterate (36-4). Tone = W Approx Rv% = 57</p>	<p>De Janeiro 5V68 A stunning mid-toned red violet, green and warm. Try Resene De Janeiro with aqua greys, deep reds or deep violets such as Resene Ashanti (22-2), Resene Vegas (7-5) or Resene Alo Alo (29-5). Tone = P Approx Rv% = 24</p>	<p>Raspuntin 1V62 A red violet, mysterious, darkly powerful and full of innuendo. Try Resene Raspuntin with dark oranges, musky pinks or warm metallics such as Resene Hazard (5-2), Resene Spellbound (11-2) or Resene Lodestar (38-5). Tone = D Approx Rv% = 6</p>	<p>Paua 1B15 A lustrous, lichen-like blue, hot and confident. Will suit an adventurous scheme. Try Resene Paua with lime greens, reds or deep beige neutrals such as Resene Wasabi (27-5), Resene Alo Alo (29-5) or Resene Wellywood (36-2). Tone = U Approx Rv% = 5</p>	<p>Tarot 1V67 A papal deep royal purple with psychic powers. Try Resene Tarot with clean oranges, mid reds or chromatic reds such as Resene Hero (7-4), Resene De Janeiro (14-1) or Resene Hyperactive (5-1). Tone = MG Approx Rv% = 5</p>	<p>Dark Knight 1B76 A strong slate blue, moody and malevolent. Try Resene Dark Knight with soft deep greens, beiges or complex neutrals such as Resene Middle Earth (24-4), Resene Gargoye (30-2) or Resene Iko (27-4). Tone = D Approx Rv% = 6</p>	<p>Spinneraker 1B44 A maritime blue, cool and conservative. Try Resene Spinneraker with blue greens, beiges or clean oranges such as Resene Paradise (24-5), Resene Tea (37-4) or Resene Hero (7-4). Tone = D Approx Rv% = 10</p>	<p>Space Cadet 1B25 A playful progressive ultramarine. Try Resene Space Cadet with bright reds, bright greens or oranges such as Resene Hero (7-4), Resene Groovy (23-4) or Resene Hyperactive (5-1). Tone = U Approx Rv% = 7</p>	<p>Streetwise 3BG58 A pavement slate blue, formal and coolly chic, makes a graceful impression. Try Resene Streetwise with lilac greys, deep beiges or icy blues such as Resene Heartbreaker (15-2), Resene Stonewall (36-2) or Resene Alo Alo (29-5). Tone = M Approx Rv% = 20</p>	<p>Roulette 1.5GO75 A winner! Favoured by men because of its lucky connotations. Try Resene Roulette with ochres, deep reds or deep blues such as Resene Gold Coast (38-4), Resene Dynamite (12-1) or Resene Bullitt (18-1). Tone = G Approx Rv% = 12</p>	<p>Napa 5B025 A complex grey-beige neutral. Try Resene Napa with pink reds, off-whites or blackened greens such as Resene Sensual Red (11-3), Resene House Wasabi (27-5) or Resene Tea (37-4). Tone = P Approx Rv% = 5</p>	<p>Eternity 1GO22 A complex and murky black-green. Try Resene Eternity with rich reds, lime greens or complex neutrals such as Resene Pohutukawa (10-2), Resene Warrior (9-1) or Resene Travis (36-3). Tone = M Approx Rv% = 15</p>	<p>Raptor 3GO25 A murky dinosaur greyed green. Try Resene Raptor with mustard beiges, bright reds or ochre creams such as Resene Bittersweet (3-2), Resene Saffron (18-1) or Resene Travis (36-3). Tone = M Approx Rv% = 15</p>	<p>Racing Green 1GO51 A time honoured match to British Racing Green. This complex black green with a hint of blue will contrast dark native timbers or dark striking as a high gloss finish against silver. Try Resene Racing Green with adobe ochres, deep reds or complex neutrals such as Resene Wild West (2-1), Resene Dynamite (12-1) or Resene Double Spanish White (38-3). Tone = U Approx Rv% = 6</p>	<p>Green Meets Blue 3BG54 A soft grey green with a hint of blue. Try Resene Green Meets Blue with pale pastels, fluoro greens or creams such as Resene Tasman (22-5), Resene Alo Alo (29-5) or Resene Pearl Lusta (12-1). Tone = M Approx Rv% = 15</p>	<p>Colins Wicket 4.5B083 A clever ochre green with a warm personality. Try Resene Colins Wicket with rain reds, traditionals greens or deep blues such as Resene Bittersweet (3-2), Resene Middle Earth (24-4) or Resene Aviator (11-5). Tone = L Approx Rv% = 31</p>	<p>Cougar 6B089 A feline taupe, edged in pink with echoes of Resene Napa (24-1). Try Resene Cougar with browns, soft deep greens or grey blues such as Resene Kiwi (31-5), Resene Okoy Dokey (19-3) or Resene Streetwise (22-1). Tone = P Approx Rv% = 46</p>	<p>Greywacke 6.5V83 A wet mist grey, dreamy but never dull. Try Resene Greywacke with dark greys, soft minty greens or off-whites such as Resene Tasman (22-5), Resene Alo Alo (29-5) or Resene Pearl Lusta (12-1). Tone = M Approx Rv% = 15</p>	<p>Desperado 2R017 A ginger brown, reckless and wild. Try Resene Desperado with mustards, bright greens or yellow ochres such as Resene Bittersweet (3-2), Resene Mondo (32-2) or Resene Wasabi (27-5). Tone = O Approx Rv% = 13</p>	<p>Barista 1.5B055 A moody brown, smooth and handsome. Try Resene Barista with soft greys, deep blues or ochre creams such as Resene Aspiring (24-3), Resene Bullitt (18-1) or Resene Spanish White (37-5). Tone = O Approx Rv% = 8</p>	<p>Quasar 4.5B070 A camel brown, universally a fashion star, timeless and elegant. Try Resene Quasar with warm browns, beiges or cool blue greys such as Resene Desperado (32-2), Resene Okoy Dokey (19-3) or Resene Streetwise (22-1). Tone = L Approx Rv% = 31</p>	<p>Catch 22 12MA10 A jet black blended with metallic. Try Resene Catch 22 with rich reds, warm ochres or lighter metallics such as Resene Pohutukawa (10-2), Resene Colins Wicket (36-2) or Resene Alo Alo (29-5). Tone = L Approx Rv% = 31</p>	<p>Milestone 7B054 A beige rose, nostalgic and warm. Try Resene Milestone with Resene Marathon (22-4), Resene True Blue (21-5) or Resene House White (31-5). Tone = W Approx Rv% = 55</p>	<p>Nero 1GR54 A deep inky blue black. Try Resene Nero with lush lime greens, beiges or clean oranges such as Resene Wasabi (27-5), Resene Tea (37-4) or Resene Hyperactive (5-1). Tone = U Approx Rv% = 4</p>	<p>Zulu 3.5GR26 A deep taupe brown, a red purple hue is subdued in a dark grey tone, interior, little mood. Try Resene Zulu with deep reds, taupes or willow greens such as Resene Arthouse (14-5), Resene Cougar (30-1) or Resene Awo (2-3). Tone = M Approx Rv% = 16</p>	<p>Warrior 1.5B96 A deep dark green - strong and masculine. Try Resene Warrior with bright reds, deep reds or deep marine blues such as Resene Possessed (7-2), Resene Coffee Escape (20-4), Resene Tarot (17-1) or Resene Haze (30-4). Tone = U Approx Rv% = 7</p>	<p>Caffeine 1V91 A simulated rich brown, perfect with or without cream. Try Resene Caffeine with warm creams, soft red violets or light green blues such as Resene Dutch White (5-5), Resene De Janeiro (14-1) or Resene Ashanti (22-2). Tone = D Approx Rv% = 31</p>	<p>Gargoye 4B024 A strong sand beige, dapper and sedate. Try Resene Gargoye with green browns, greyed greens or mullied mustards such as Resene Possessed (7-2), Resene Mondo (32-2) or Resene Iko (27-4). Tone = L Approx Rv% = 31</p>	<p>Inside Back 5B852 A staunch, masculine greyed green. Try Resene Inside Back with pale yellows, deep reds or deep marine blues such as Resene Possessed (7-2), Resene Mondo (32-2) or Resene Iko (27-4). Tone = P Approx Rv% = 36</p>	<p>Mondo 3GR08 A complex grey green neutral that will add the tonnage surrounding an colours. Try Resene Mondo with traditionals greens, grey green neutrals or brown edged oranges such as Resene Racing Green (27-1), Resene Lemon Grass (13-3) or Resene Moroccan Spice (5-3). Tone = M Approx Rv% = 13</p>	<p>Freestyling 6.5B84 A format grey, lively and elusive. Try Resene Freestyling with deep blues, high browns or subtle metallics such as Resene Sonic Boom (16-4), Resene Felix (30-4) or Resene House White (31-5). Tone = W Approx Rv% = 48</p>	<p>Catwalk 2GR59 A chic, variable and intense blue charcoal. Try Resene Catwalk with red violets, grey whites or aqua, such as Resene Highlight (10-3), Resene Sea Fog (10-4) or Resene Paradise (24-5). Tone = M Approx Rv% = 10</p>	<p>White Metal 11MB35 A soft platinum, stylish and conservative. Try Resene White Metal with mid greys, high energy reds or greyed whites such as Resene Possessed (7-2), Resene Coffee Escape (20-4), Resene Tarot (17-1) or Resene Haze (30-4). Tone = M Approx Rv% = 10</p>	<p>Stonewall 4B090 A deep beige neutral that works well with beige and grey hues. Try Resene Stonewall with rain reds, deep reds or deep blues such as Resene Fahrenheit (27-2), Resene Eternity (25-1) or Resene House White (31-5). Tone = L Approx Rv% = 26</p>	<p>Coppyrite 6.5GR79 A sedate neutral, sober and stony. Try Resene Coppyrite with deep olives, deep browns or olive creams such as Resene Sonic Boom (16-4), Resene Felix (30-4) or Resene House White (31-5). Tone = W Approx Rv% = 53</p>	<p>Diesel 1GR21 A mysterious and dark black-red. Use with a touch of neutral. The depth adds a subtle shift from classic black. Try Resene Diesel with baby browns, yellow reds or off-whites such as Resene Roghshaw (25-4), Resene Fahrenheit (27-2) or Resene Designer White (19-3). Tone = U Approx Rv% = 6</p>	<p>Double Spanish White 7B025 A warm well-balanced soft hue brightens beige and neutral. The depth adds a subtle shift from classic black. Try Resene Double Spanish White with baby browns, yellow reds or off-whites such as Resene Roghshaw (25-4), Resene Fahrenheit (27-2) or Resene Designer White (19-3). Tone = L Approx Rv% = 26</p>	<p>Lemon Grass 6GO23 A grey neutral with a hint of gold. Try Resene Lemon Grass with bright greens, oranges or citrus greens such as Resene Wicked (17-2), Resene Kiwi (31-5) or Resene Marathon (22-4). Tone = W Approx Rv% = 41</p>	<p>Travis 4Y087 An ochre cream, imparts an earthy ambience to cooler, more austere colours. Try Resene Travis with bright greens, deep reds or off-whites such as Resene Cougar (30-1), Resene Desperado (32-1) or Resene Awo (2-3). Tone = M Approx Rv% = 18</p>	<p>Lemon Grass 6GO23 A grey neutral with a hint of gold. Try Resene Lemon Grass with bright greens, oranges or citrus greens such as Resene Wicked (17-2), Resene Kiwi (31-5) or Resene Marathon (22-4). Tone = W Approx Rv% = 41</p>	<p>Double Spanish White 7B025 A warm well-balanced soft hue brightens beige and neutral. The depth adds a subtle shift from classic black. Try Resene Double Spanish White with baby browns, yellow reds or off-whites such as Resene Roghshaw (25-4), Resene Fahrenheit (27-2) or Resene Designer White (19-3). Tone = L Approx Rv% = 26</p>	<p>Gold Coast 4Y092 A pale ochre tan, tactile and generous, offers a metals look with creaminess and the full strength version is too strong. Try Resene Gold Coast with cream ochres, warm browns or brown ochres such as Resene Smooth Operator (34-3), Resene Roghshaw (25-4) or Resene Innuendo (11-5). Tone = L Approx Rv% = 38</p>	<p>Tea 6B035 A complex river boulder beige. Try Resene Tea with blackened beiges, deep reds or deep blues such as Resene Indian Ink (20-2), Resene Stonewall (36-2) or Resene Dynamite (12-1). Tone = W Approx Rv% = 55</p>	<p>Gold Coast 4Y092 A pale ochre tan, tactile and generous, offers a metals look with creaminess and the full strength version is too strong. Try Resene Gold Coast with cream ochres, warm browns or brown ochres such as Resene Smooth Operator (34-3), Resene Roghshaw (25-4) or Resene Innuendo (11-5). Tone = L Approx Rv% = 38</p>	<p>Tea 6B035 A complex river boulder beige. Try Resene Tea with blackened beiges, deep reds or deep blues such as Resene Indian Ink (20-2), Resene Stonewall (36-2) or Resene Dynamite (12-1). Tone = W Approx Rv% = 55</p>	<p>Spanish White 8Y025 A complexity of hues of yellow ochre, orange, green and rawer beige combine to create this well-balanced everchanging neutral. Try Resene Spanish White with pink reds, deep blues or beige such as Resene Sensual Red (11-3), Resene Bullitt (18-1) or Resene Alo Alo (29-5). Tone = P Approx Rv% = 29</p>	<p>Lodestar 1R855 A crest on standard gold, rich and precious. Try Resene Lodestar with deep violets, rich reds or strong blues such as Resene Fahrenheit (27-2), Resene Pohutukawa (10-2) or Resene Bullitt (18-1). Tone = L Approx Rv% = 70</p>	<p>Alto Alo 2.5Y55 A floral statement of green, best suited as a fast feature. Try Resene Alo Alo with deep blues, blue greens or deep reds such as Resene Storm (28-1), Resene Luster (28-1) or Resene Hyperactive (5-1). Tone = Y2 Approx Rv% = 58</p>	<p>Beaten Track 10NS50 Resene Beaten Track is from the Resene Non-Skid Deck & Path colours, designed to provide a non-slip surface for trafficable areas inside and out. See the Resene Deck, Paths, Driveways and Recreational Areas chart for a full range of Resene Non-Skid Deck & Path colours. Tone = NS</p>	<p>House White 7.5GR16 A versatile off-white. Try Resene House White with mist greys, grey beiges or reds such as Resene Greywacke (31-1), Resene Napa (24-1) or Resene Pirate (19-3). Tone = W Approx Rv% = 75</p>	<p>Half Pearl Lusta 9Y022 A soft clean minty green. Try Resene Half Pearl Lusta with grey blue beiges, soft minty greens or reddened oranges such as Resene Green Meets Blue (36-2), Resene Alo Alo (29-5) or Resene Pirate (19-3). Tone = W Approx Rv% = 73</p>	<p>Effervescent 18MA20 A softly sparkling warm metallic, with leanings to the softness of a peacocks' tail. Try Resene Effervescent with deep blues, off-whites or deep reds such as Resene House White (31-5), Resene Designer White (19-3) or Resene Hyperactive (5-1). Tone = M Approx Rv% = 87</p>	<p>Flotsam 7.5GR14 A dirtied neutral, deeper than light grey, with a hint of lilac. Try Resene Flotsam with traditionals greens, greyed whites or brown ochres such as Resene Fahrenheit (27-2), Resene Designer White (19-3) or Resene Hyperactive (5-1). Tone = W Approx Rv% = 63</p>	<p>Spanish White 8Y025 A complexity of hues of yellow ochre, orange, green and rawer beige combine to create this well-balanced everchanging neutral. Try Resene Spanish White with pink reds, deep blues or beige such as Resene Sensual Red (11-3), Resene Bullitt (18-1) or Resene Alo Alo (29-5). Tone = P Approx Rv% = 29</p>	<p>Alto Alo 2.5Y55 A floral statement of green, best suited as a fast feature. Try Resene Alo Alo with deep blues, blue greens or deep reds such as Resene Storm (28-1), Resene Luster (28-1) or Resene Hyperactive (5-1). Tone = Y2 Approx Rv% = 58</p>	<p>Beaten Track 10NS50 Resene Beaten Track is from the Resene Non-Skid Deck & Path colours, designed to provide a non-slip surface for trafficable areas inside and out. See the Resene Deck, Paths, Driveways and Recreational Areas chart for a full range of Resene Non-Skid Deck & Path colours. Tone = NS</p>	<p>House White 7.5GR16 A versatile off-white. Try Resene House White with mist greys, grey beiges or reds such as Resene Greywacke (31-1), Resene Napa (24-1) or Resene Pirate (19-3). Tone = W Approx Rv% = 75</p>	<p>Half Pearl Lusta 9Y022 A soft clean minty green. Try Resene Half Pearl Lusta with grey blue beiges, soft minty greens or reddened oranges such as Resene Green Meets Blue (36-2), Resene Alo Alo (29-5) or Resene Pirate (19-3). Tone = W Approx Rv% = 73</p>	<p>Effervescent 18MA20 A softly sparkling warm metallic, with leanings to the softness of a peacocks' tail. Try Resene Effervescent with deep blues, off-whites or deep reds such as Resene House White (31-5), Resene Designer White (19-3) or Resene Hyperactive (5-1). Tone = M Approx Rv% = 87</p>	<p>Flotsam 7.5GR14 A dirtied neutral, deeper than light grey, with a hint of lilac. Try Resene Flotsam with traditionals greens, greyed whites or brown ochres such as Resene Fahrenheit (27-2), Resene Designer White (19-3) or Resene Hyperactive (5-1). Tone = W Approx Rv% = 63</p>	<p>Spanish White 8Y025 A complexity of hues of yellow ochre, orange, green and rawer beige combine to create this well-balanced everchanging neutral. Try Resene Spanish White with pink reds, deep blues or beige such as Resene Sensual Red (11-3), Resene Bullitt (18-1) or Resene Alo Alo (29-5). Tone = P Approx Rv% = 29</p>	<p>Alto Alo 2.5Y55 A floral statement of green, best suited as a fast feature. Try Resene Alo Alo with deep blues, blue greens or deep reds such as Resene Storm (28-1), Resene Luster (28-1) or Resene Hyperactive (5-1). Tone = Y2 Approx Rv% = 58</p>	<p>Beaten Track 10NS50 Resene Beaten Track is from the Resene Non-Skid Deck & Path colours, designed to provide a non-slip surface for trafficable areas inside and out. See the Resene Deck, Paths, Driveways and Recreational Areas chart for a full range of Resene Non-Skid Deck & Path colours. Tone = NS</p>	<p>House White 7.5GR16 A versatile off-white. Try Resene House White with mist greys, grey beiges or reds such as Resene Greywacke (31-1), Resene Napa (24-1) or Resene Pirate (19-3). Tone = W Approx Rv% = 75</p>	<p>Half Pearl Lusta 9Y022 A soft clean minty green. Try Resene Half Pearl Lusta with grey blue beiges, soft minty greens or reddened oranges such as Resene Green Meets Blue (36-2), Resene Alo Alo (29-5) or Resene Pirate (19-3). Tone = W Approx Rv% = 73</p>	<p>Effervescent 18MA20 A softly sparkling warm metallic, with leanings to the softness of a peacocks' tail. Try Resene Effervescent with deep blues, off-whites or deep reds such as Resene House White (31-5), Resene Designer White (19-3) or Resene Hyperactive (5-1). Tone = M Approx Rv% = 87</p>	<p>Flotsam 7.5GR14 A dirtied neutral, deeper than light grey, with a hint of lilac. Try Resene Flotsam with traditionals greens, greyed whites or brown ochres such as Resene Fahrenheit (27-2), Resene Designer White (19-3) or Resene Hyperactive (5-1). Tone = W Approx Rv% = 63</p>	<p>Spanish White 8Y025 A complexity of hues of yellow ochre, orange, green and rawer beige combine to create this well-balanced everchanging neutral. Try Resene Spanish White with pink reds, deep blues or beige such as Resene Sensual Red (11-3), Resene Bullitt (18-1) or Resene Alo Alo (29-5). Tone = P Approx Rv% = 29</p>	<p>Alto Alo 2.5Y55 A floral statement of green, best suited as a fast feature. Try Resene Alo Alo with deep blues, blue greens or deep reds such as Resene Storm (28-1), Resene Luster (28-1) or Resene Hyperactive (5-1). Tone = Y2 Approx Rv% = 58</p>	<p>Beaten Track 10NS50 Resene Beaten Track is from the Resene Non-Skid Deck & Path colours, designed to provide a non-slip surface for trafficable areas inside and out. See the Resene Deck, Paths, Driveways and Recreational Areas chart for a full range of Resene Non-Skid Deck & Path colours. Tone = NS</p>	<p>House White 7.5GR16 A versatile off-white. Try Resene House White with mist greys, grey beiges or reds such as Resene Greywacke (31-1), Resene Napa (24-1) or Resene Pirate (19-3). Tone = W Approx Rv% = 75</p>	<p>Half Pearl Lusta 9Y022 A soft clean minty green. Try Resene Half Pearl Lusta with grey blue beiges, soft minty greens or reddened oranges such as Resene Green Meets Blue (36-2), Resene Alo Alo (29-5) or Resene Pirate (19-3). Tone = W Approx Rv% = 73</p>	<p>Effervescent 18MA20 A softly sparkling warm metallic, with leanings to the softness of a peacocks' tail. Try Resene Effervescent with deep blues, off-whites or deep reds such as Resene House White (31-5), Resene Designer White (19-3) or Resene Hyperactive (5-1). Tone = M Approx Rv% = 87</p>	<p>Flotsam 7.5GR14 A dirtied neutral, deeper than light grey, with a hint of lilac. Try Resene Flotsam with traditionals greens, greyed whites or brown ochres such as Resene Fahrenheit (27-2), Resene Designer White (19-3) or Resene Hyperactive (5-1). Tone = W Approx Rv% = 63</p>	<p>Spanish White 8Y025 A complexity of hues of yellow ochre, orange, green and rawer beige combine to create this well-balanced everchanging neutral. Try Resene Spanish White with pink reds, deep blues or beige such as Resene Sensual Red (11-3), Resene Bullitt (18-1) or Resene Alo Alo (29-5). Tone = P Approx Rv% = 29</p>	<p>Alto Alo 2.5Y55 A floral statement of green, best suited as a fast feature. Try Resene Alo Alo with deep blues, blue greens or deep reds such as Resene Storm (28-1), Resene Luster (28-1) or Resene Hyperactive (5-1). Tone = Y2 Approx Rv% = 58</p>	<p>Beaten Track 10NS50 Resene Beaten Track is from the Resene Non-Skid Deck & Path colours, designed to provide a non-slip surface for trafficable areas inside and out. See the Resene Deck, Paths, Driveways and Recreational Areas chart for a full range of Resene Non-Skid Deck & Path colours. Tone = NS</p>	<p>House White 7.5GR16 A versatile off-white. Try Resene House White with mist greys, grey beiges or reds such as Resene Greywacke (31-1), Resene Napa (24-1) or Resene Pirate (19-3). Tone = W Approx Rv% = 75</p>	<p>Half Pearl Lusta 9Y022 A soft clean minty green. Try Resene Half Pearl Lusta with grey blue beiges, soft minty greens or reddened oranges such as Resene Green Meets Blue (36-2), Resene Alo Alo (29-5) or Resene Pirate (19-3). Tone = W Approx Rv% = 73</p>	<p>Effervescent 18MA20 A softly sparkling warm metallic, with leanings to the softness of a peacocks' tail. Try Resene Effervescent with deep blues, off-whites or deep reds such as Resene House White (31-5), Resene Designer White (19-3) or Resene Hyperactive (5-1). Tone = M Approx Rv% = 87</p>	<p>Flotsam 7.5GR14 A dirtied neutral, deeper than light grey, with a hint of lilac. Try Resene Flotsam with traditionals greens, greyed whites or brown ochres such as Resene Fahrenheit (27-2), Resene Designer White (19-3) or Resene Hyperactive (5-1). Tone = W Approx Rv% = 63</p>	<p>Spanish White 8Y025 A complexity of hues of yellow ochre, orange, green and rawer beige combine to create this well-balanced everchanging neutral. Try Resene Spanish White with pink reds, deep blues or beige such as Resene Sensual Red (11-3), Resene Bullitt (18-1) or Resene Alo Alo (29-5). Tone = P Approx Rv% = 29</p>	<p>Alto Alo 2.5Y55 A floral statement of green, best suited as a fast feature. Try Resene Alo Alo with deep blues, blue greens or deep reds such as Resene Storm (28-1), Resene Luster (28-1) or Resene Hyperactive (5-1). Tone = Y2 Approx Rv% = 58</p>	<p>Beaten Track 10NS50 Resene Beaten Track is from the Resene Non-Skid Deck & Path colours, designed to provide a non-slip surface for trafficable areas inside and out. See the Resene Deck, Paths, Driveways and Recreational Areas chart for a full range of Resene Non-Skid Deck & Path colours. Tone = NS</p>	<p>House White 7.5GR16 A versatile off-white. Try Resene House White with mist greys, grey beiges or reds such as Resene Greywacke (31-1), Resene Napa (24-1) or Resene Pirate (19-3). Tone = W Approx Rv% = 75</p>	<p>Half Pearl Lusta 9Y022 A soft clean minty green. Try Resene Half Pearl Lusta with grey blue beiges, soft minty greens or reddened oranges such as Resene Green Meets Blue (36-2), Resene Alo Alo (29-5) or Resene Pirate (19-3). Tone = W Approx Rv% = 73</p>	<p>Effervescent 18MA20 A softly sparkling warm metallic, with leanings to the softness of a peacocks' tail. Try Resene Effervescent with deep blues, off-whites or deep reds such as Resene House White (31-5), Resene Designer White (19-3) or Resene Hyperactive (5-1). Tone = M Approx Rv% = 87</p>	<p>Flotsam 7.5GR14 A dirtied neutral, deeper than light grey, with a hint of lilac. Try Resene Flotsam with traditionals greens, greyed whites or brown ochres such as Resene Fahrenheit (27-2), Resene Designer White (19-3) or Resene Hyperactive (5-1). Tone = W Approx Rv% = 63</p>	<p>Spanish White 8Y025 A complexity of hues of yellow ochre, orange, green and rawer beige combine to create this well-balanced everchanging neutral. Try Resene Spanish White with pink reds, deep blues or beige such as Resene Sensual Red (11-3), Resene Bullitt (18-1) or Resene Alo Alo (29-5). Tone = P Approx Rv% = 29</p>	<p>Alto Alo 2.5Y55 A floral statement of green, best suited as a fast feature. Try Resene Alo Alo with deep blues, blue greens or deep reds such as Resene Storm (28-1), Resene Luster (28-1) or Resene Hyperactive (5-1). Tone = Y2 Approx Rv% = 58</p>	<p>Beaten Track 10NS50 Resene Beaten Track is from the Resene Non-Skid Deck & Path colours, designed to provide a non-slip surface for trafficable areas inside and out. See the Resene Deck, Paths, Driveways and Recreational Areas chart for a full range of Resene Non-Skid Deck & Path colours. Tone = NS</p>	<p>House White 7.5GR16 A versatile off-white. Try Resene House White with mist greys, grey beiges or reds such as Resene Greywacke (31-1), Resene Napa (24-1) or Resene Pirate (19-3). Tone = W Approx Rv% = 75</p>	<p>Half Pearl Lusta 9Y022 A soft clean minty green. Try Resene Half Pearl Lusta with grey blue beiges, soft minty greens or reddened oranges such as Resene Green Meets Blue (36-2), Resene Alo Alo (29-5) or Resene Pirate (19-3). Tone = W Approx Rv% = 73</p>	<p>Effervescent 18MA20 A softly sparkling warm metallic, with leanings to the softness of a peacocks' tail. Try Resene Effervescent with deep blues, off-whites or deep reds such as Resene House White (31-5), Resene Designer White (19-3) or Resene Hyperactive (5-1). Tone = M Approx Rv% = 87</p>	<p>Flotsam 7.5GR14 A dirtied neutral, deeper than light grey, with a hint of lilac. Try Resene Flotsam with traditionals greens, greyed whites or brown ochres such as Resene Fahrenheit (27-2), Resene Designer White (19-3) or Resene Hyperactive (5-1). Tone = W Approx Rv% = 63</p>	<p>Spanish White 8Y025 A complexity of hues of yellow ochre, orange, green and rawer beige combine to create this well-balanced everchanging neutral. Try Resene Spanish White with pink reds, deep blues or beige such as Resene Sensual Red (11-3), Resene Bullitt (18-1) or Resene Alo Alo (29-5). Tone = P Approx Rv% = 29</p>	<p>Alto Alo 2.5Y55 A floral statement of green, best suited as a fast feature. Try Resene Alo Alo with deep blues, blue greens or deep reds such as Resene Storm (28-1), Resene Luster (28-1) or Resene Hyperactive (5-1). Tone = Y2 Approx Rv% = 58</p>	<p>Beaten Track 10NS50 Resene Beaten Track is from the Resene Non-Skid Deck & Path colours, designed to provide a non-slip surface for trafficable areas inside and out. See the Resene Deck, Paths, Driveways and Recreational Areas chart for a full range of Resene Non-Skid Deck & Path colours. Tone = NS</p>	<p>House White 7.5GR16 A versatile off-white. Try Resene House White with mist greys, grey beiges or reds such as Resene Greywacke (31-1), Resene Napa (24-1) or Resene Pirate (19-3). Tone = W Approx Rv% = 75</p>	<p>Half Pearl Lusta 9Y022 A soft clean minty green. Try Resene Half Pearl Lusta with grey blue beiges, soft minty greens or reddened oranges such as Resene Green Meets Blue (36-2), Resene Alo Alo (29-5) or Resene Pirate (19-3).<</p>
--	--	---	---	---	--	--	---	--	---	---	--	---	--	--	--	---	---	---	---	---	--	---	---	--	--	---	---	--	--	---	--	---	---	---	--	---	---	---	---	--	---	---	--	--	---	---	---	---	---	---	---	--	---	--	---	--	---	--	--	---	--	--	---	--	--	--	---	--	--	---	--	--	--	---	--	--	---	--	--	--	---	--	--	---	--	--	--	---	--	--	---	--	--	--	---	--	--	---	--	--	--	---	--	--	---	--	--	--	---	---