

Resene colour charts are updated regularly. This colour chart file is part of the colour chart archive, which we provide so you can view Resene colours that have been available over the years. Most older colours can still be tinted – check with your Resene ColorShop team if you need an older colour for your project.

To view the latest Resene colour charts, visit [www.resene.com/colour-charts](http://www.resene.com/colour-charts)

# Resene THE RANGE

*fashion colours*

Resene

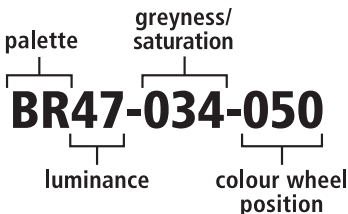
Total Colour

System

24

## Coding system

The Resene Total Colour System is a method of colour formulation, notation and presentation. Resene Total Colour codes enable you to make direct comparisons on three attributes between multiple colours.



### Palette:

The first letter or letters show you what colour palette the colour is from.

|           |   |          |          |   |        |
|-----------|---|----------|----------|---|--------|
| <b>B</b>  | = | Blue     | <b>O</b> | = | Orange |
| <b>BR</b> | = | Brown    | <b>R</b> | = | Red    |
| <b>G</b>  | = | Green    | <b>V</b> | = | Violet |
| <b>M</b>  | = | Metallic | <b>Y</b> | = | Yellow |
| <b>N</b>  | = | Neutral  |          |   |        |

### Luminance:

#### (spread of wavelength)

The first digits show the colour's luminance, with 0 being approximately black and 100 being approximately white.

The higher the number the lighter the colour.

### Greyness/Saturation:

#### (amplitude of wavelength)

The second set of digits show the saturation or purity of the colour.

000 = Resene Black, 198 = Resene Turbo (bright yellow).

The higher the number the greater the saturation and the cleaner (more pure) the colour. 0 is completely unsaturated neutral grey, black or white.

### Colour wheel position:

#### (central tendency of wavelength)

The last set of digits show where the colour sits on a wheel of colour of 0 to 360 degrees. This dissects colour into colour types of red, yellow, etc.

It allows you to place multiple colours into a sequence and determine the relative positioning of colours.

## **Choose life in colour.**

In a world of grey, the colour is what we see. We look to that ray of sunshine, the bright rainbow stretching across the sky and the beautiful bud of colour on a spring flower. Each touch of colour brightens our day and hints of fresh promise. Colour brings us an intrinsic uplifting sense of hope and optimism.

Nature has long had a strong influence on the colours and materials we choose and Mother Nature's guidance is growing ever stronger. We're seeing a renewed love of honesty in materials, favouring those that come from nature, such as timber. And yet we're also learning that we need to protect the things we love – natural look and wood stain finishes mean our materials continue sharing their natural beauty with us long after they might normally be ravaged by weather and everyday wear and tear.

We've all been reminded of the need to take (or make) time to switch off and tune in to what's really important: our own wellbeing and the health of those we care about. This turn towards self-care and wellness is materialising into a sweeping change of lifestyles and values, and a rethink of how we bring this into the design and decorating of the spaces we live, play and work in.

We're borrowing from the past and reinventing the highlights for today. Our minds are full of memories of innocent years of our own youth, where life remembered with rose-tinted glasses seems desirably simpler. And yet when we borrow from the past, we do so with a modern lens, melding old with new technology and new hues for modern takes on old favourites.

We're taking more care to pick pieces that will be part of our life journey for longer, reinventing them with fresh paint and wood stain colours and thoughtful repairs rather than casting them aside. We're using space smarter, carefully curating the beloved treasures that we surround ourselves with to tell our life story.

We're throwing off the shackles of conformity. The 'rules' haven't just been rewritten; they have been erased. Embrace 'free to be me' and throw colour caution to the wind. Don't choose a trend or a colour just because it is trendy. Choose it because it sings to you. Choose it because it brightens your day and lifts your mood. Choose it because you truly love it.

**Happy decorating!**

# Glossary

## **Complementary**

A scheme made up of colours that are opposite each other on the colour wheel, such as red and green.

## **Contrast**

The effect of using different colours or tones side by side.

## **Hue**

Pure colour - it can be another name for colour.

## **Light reflectance value**

Degree of lightness or darkness of a tint, shade or tone. White has the highest light reflectance value and black the lowest.

## **Primary colour**

Colour that cannot be produced by mixing any two other colours. Primary colours are: red, yellow and blue.

## **Secondary colour**

Colour formed by mixing together two primary colours. Secondary colours are: orange, green and purple.

## **Shade**

A pure colour (hue) with black added. This new colour has a lower light reflectance value (is darker) than the original colour.

## **Tertiary colour**

Colour formed by mixing together any two secondary colours.

## **Tint**

A pure colour (hue) with white added. This new colour has a higher light reflectance value (is lighter) than the original hue.

## **Tonal scheme**

Monochromatic. Using several values of one colour.

## **Tone**

A pure colour (hue) with grey added. This new colour is a softer variation of the original.

## **Total Colour System**

The Resene colour system divided into palettes with notational coding to reflect each colour's position in colour space.

## **Traditional**

Proven colour scheme that has been used successfully over a long period of time.

## **Variants**

Varying shades of one colour, such as Resene Half Spanish White or Resene Quarter Spanish White.

# Index – alphabetical

| Colour name          |    | Page no Chip |   | Colour code  | Tone | Apprx LRV% | New/ Trend |
|----------------------|----|--------------|---|--------------|------|------------|------------|
| Acropolis            | cc | 24           | 3 | Y85-015-083  | W    | 65         | TS         |
| Adrenalin            | uc | 6            | 2 | O64-179-050  | Y    | 33         |            |
| Alabaster            |    | 30           | 5 | N96-006-099  | W    | 91         |            |
| Allspice             | cc | 1            | 6 | BR34-029-057 | O    | 8          | N,TL       |
| Aloe Vera            | cc | 10           | 1 | G57-081-136  | Y    | 25         | N,TS       |
| Amaranth             | cc | 7            | 6 | BR66-057-069 | L    | 35         | N,TL       |
| Amped                |    | 3            | 3 | R48-159-035  | RR   | 17         | N          |
| Aoraki               |    | 27           | 4 | N93-005-211  | W    | 82         | N          |
| Aroha                |    | 1            | 2 | R35-080-028  | MG   | 9          | N          |
| Arriba               | cc | 2            | 3 | R40-090-032  | IR   | 11         | N,TL       |
| Athena               | cc | 7            | 4 | Y82-039-079  | W    | 60         | N,TS       |
| Aviator              | cc | 16           | 6 | B33-064-279  | U    | 7          | TS         |
| Awaken               |    | 6            | 4 | BR73-048-042 | W    | 45         | N          |
| Awaroa Bay           | cc | 25           | 5 | Y72-021-082  | P    | 43         | N,TS       |
| Balloon              | uc | 6            | 1 | O58-156-046  | Y    | 26         |            |
| Baring Head          | cc | 19           | 3 | B60-012-225  | P    | 28         | N          |
| Black                | cc | 26           | 3 | N24-000-098  | U    | 4          |            |
| Black Doris          | cc | 20           | 1 | V28-016-289  | U    | 6          | TS         |
| Black Sand           | cc | 27           | 1 | N27-002-245  | U    | 5          | N,TL       |
| Black White          |    | 29           | 3 | N93-005-100  | W    | 84         | TL         |
| Blackberry           | uc | 21           | 1 | V29-049-347  | MG   | 6          | TL         |
| Boost                | cc | 14           | 2 | B45-051-220  | M    | 15         | N          |
| Boris                | cc | 27           | 2 | N37-001-189  | M    | 9          | N          |
| Boundless            | cc | 13           | 5 | G62-090-169  | D    | 31         | N,TS       |
| Carpe Noctem         | cc | 16           | 1 | B29-011-252  | U    | 6          | N,TL       |
| Cedar                | cc | 28           | 6 | WW600        | WD   | -          |            |
| Ceramic              |    | 30           | 2 | N92-005-100  | W    | 81         |            |
| Clockwork Orange     | uc | 5            | 3 | O59-135-056  | Y    | 27         | TL         |
| Coconut Ice          |    | 4            | 2 | R73-064-005  | P    | 45         | N          |
| Comfortably Numb     |    | 16           | 3 | B83-020-230  | W    | 62         | N,TS       |
| Contented            |    | 2            | 4 | O82-017-048  | W    | 59         | N,TL       |
| Contour              | cc | 11           | 6 | G65-039-101  | L    | 34         | N,TS       |
| Cotton Wool          |    | 30           | 5 | N96-006-099  | W    | 91         |            |
| Courtyard            | cc | 23           | 6 | BR61-018-079 | P    | 30         | N,TL       |
| Credence             | cc | 25           | 1 | Y69-013-086  | P    | 39         | N          |
| Creme De La Creme    |    | 9            | 4 | G86-022-091  | W    | 69         | N,TL       |
| Crowshead            | cc | 28           | 2 | WD001        | WD   | -          |            |
| Dark Chocolate       | cc | 23           | 2 | N27-006-051  | U    | 5          | N,TL       |
| Dawn Glow            |    | 4            | 5 | O66-074-050  | M    | 36         | N          |
| Daylight             | uc | 7            | 3 | Y84-122-078  | M    | 64         | N,TS       |
| Deep Teal            |    | 13           | 1 | G35-039-188  | G    | 8          |            |
| Domino               | cc | 22           | 2 | BR49-024-061 | M    | 18         | TL         |
| Double Alabaster     |    | 30           | 4 | N95-004-106  | W    | 88         |            |
| Double Armadillo     | cc | 25           | 3 | N36-004-126  | D    | 9          | N          |
| Double Atlas         | cc | 11           | 1 | G30-022-186  | U    | 6          | N          |
| Double Bandicoot     |    | 12           | 6 | G56-031-096  | M    | 24         | N          |
| Double Blank Canvas  | cc | 7            | 4 | Y82-039-079  | W    | 60         | N,TS       |
| Double Craigieburn   | cc | 24           | 2 | Y59-029-082  | L    | 27         | N,TS       |
| Double Curious Blue  |    | 17           | 1 | B55-102-243  | M    | 23         | N,TS       |
| Double Duck Egg Blue |    | 18           | 4 | G75-010-186  | W    | 48         | N,TL       |
| Double Gauntlet      | cc | 26           | 6 | N58-002-120  | P    | 26         | N          |
| Double Iron          | cc | 26           | 5 | N81-006-241  | W    | 58         | N          |
| Double Pale Leaf     |    | 13           | 4 | G81-030-126  | W    | 58         | N          |
| Double Porter        | cc | 25           | 2 | N30-002-107  | U    | 6          | N,TL       |
| Double Sandcastle    | cc | 23           | 3 | BR68-031-075 | P    | 39         | N,TL       |
| Double Scandal       |    | 17           | 6 | G82-040-192  | W    | 60         | N,TL       |

# Index – colour palette

| Colour name         |    | Page no | Chip | Colour code | Tone | Apprx LRV% | New/ Trend |
|---------------------|----|---------|------|-------------|------|------------|------------|
| <b>Blue palette</b> |    |         |      |             |      |            |            |
| Aviator             | cc | 16      | 6    | B33-064-279 | U    | 7          | TS         |
| Baring Head         | cc | 19      | 3    | B60-012-225 | P    | 28         | N          |
| Boost               | cc | 14      | 2    | B45-051-220 | M    | 15         | N          |
| Carpe Noctem        | cc | 16      | 1    | B29-011-252 | U    | 6          | N,TL       |
| Comfortably Numb    |    | 16      | 3    | B83-020-230 | W    | 62         | N,TS       |
| Double Curious Blue |    | 17      | 1    | B55-102-243 | M    | 23         | N,TS       |
| Dream Big           |    | 18      | 5    | B79-034-243 | W    | 56         | N,TS       |
| Epic                | cc | 19      | 1    | B33-032-248 | U    | 8          | N          |
| Half Blake          |    | 18      | 5    | B79-034-243 | W    | 56         | N,TS       |
| Half Explorer       | cc | 16      | 2    | B53-028-237 | P    | 21         | N          |
| Half Frozen         |    | 16      | 3    | B83-020-230 | W    | 62         | N,TS       |
| Half Tangaroa       | cc | 15      | 1    | B38-034-234 | D    | 10         | N          |
| Half Teal Blue      | cc | 14      | 2    | B45-051-220 | M    | 15         | N          |
| Half True Blue      | cc | 19      | 2    | B43-044-269 | L    | 13         | N          |
| Half Wanaka         | cc | 14      | 6    | B48-043-246 | L    | 17         | N,TL       |
| Heliotrope          | cc | 20      | 6    | B67-045-277 | W    | 36         | N,TS       |
| Idyllic             | cc | 14      | 4    | B71-050-210 | P    | 43         | N,TL       |
| Indian Ink          | cc | 19      | 6    | B26-017-270 | U    | 5          |            |
| Island Time         | cc | 18      | 1    | B63-061-241 | P    | 32         | N          |
| Key Largo           |    | 17      | 1    | B55-102-243 | M    | 23         | N,TS       |
| Lakeside            | cc | 14      | 6    | B48-043-246 | L    | 17         | N,TL       |
| Now Or Never        | cc | 14      | 3    | B58-085-220 | M    | 26         | N          |
| Ocean Waves         | cc | 18      | 2    | B32-036-263 | U    | 7          | N          |
| Plan B              |    | 14      | 1    | B39-063-237 | U    | 10         | N          |
| Quarter Coast       | cc | 17      | 4    | B47-022-238 | L    | 16         | N          |
| Quarter Matisse     | cc | 18      | 1    | B63-061-241 | P    | 32         | N          |
| Rulebreaker         | cc | 19      | 2    | B43-044-269 | L    | 13         | N          |
| Sail Away           |    | 18      | 6    | B64-074-262 | P    | 33         | N,TS       |
| Skylight            |    | 17      | 2    | B52-071-259 | L    | 20         | N,TL       |
| Time Traveller      | cc | 15      | 1    | B38-034-234 | D    | 10         | N          |
| Triple Coast        | cc | 16      | 1    | B29-011-252 | U    | 6          | N,TL       |
| Triple Dusted Blue  | cc | 19      | 3    | B60-012-225 | P    | 28         | N          |
| Upside              | cc | 17      | 5    | B62-029-218 | P    | 31         | N,TL       |
| Watermark           | cc | 17      | 4    | B47-022-238 | L    | 16         | N          |
| Wayfarer            | cc | 16      | 2    | B53-028-237 | P    | 21         | N          |
| Wet N Wild          |    | 14      | 5    | B49-089-260 | U    | 12         |            |

## Brown palette

|                   |    |    |   |              |   |    |      |
|-------------------|----|----|---|--------------|---|----|------|
| Allspice          | cc | 1  | 6 | BR34-029-057 | O | 8  | N,TL |
| Amaranth          | cc | 7  | 6 | BR66-057-069 | L | 35 | N,TL |
| Awaken            |    | 6  | 4 | BR73-048-042 | W | 45 | N    |
| Courtyard         | cc | 23 | 6 | BR61-018-079 | P | 30 | N,TL |
| Domino            | cc | 22 | 2 | BR49-024-061 | M | 18 | TL   |
| Double Sandcastle | cc | 23 | 3 | BR68-031-075 | P | 39 | N,TL |
| Double Soothe     | cc | 6  | 5 | BR76-020-038 | W | 49 | N    |
| Foundation        |    | 23 | 4 | BR78-022-070 | W | 53 | TL   |
| Half Desert Sand  | cc | 22 | 3 | BR79-030-079 | W | 55 | N,TL |
| Half Just Dance   |    | 6  | 4 | BR73-048-042 | W | 45 | N    |
| Half Sandcastle   |    | 23 | 4 | BR78-022-070 | W | 53 | TL   |
| Open Sesame       | cc | 23 | 3 | BR68-031-075 | P | 39 | N,TL |
| Otter             | cc | 22 | 6 | BR62-021-052 | P | 30 | TL   |
| Outlaw            | cc | 24 | 1 | BR44-015-076 | M | 14 | N,TS |
| Rebel             | cc | 22 | 1 | BR34-020-035 | D | 8  | TL   |
| Soul Searcher     | cc | 6  | 5 | BR76-020-038 | W | 49 | N    |
| Summer Rose       |    | 4  | 6 | BR61-050-040 | L | 29 | N,TL |
| Transition        | cc | 2  | 6 | BR36-022-007 | D | 9  | N    |
| Triple Rockbottom | cc | 23 | 6 | BR61-018-079 | P | 30 | N,TL |
| Triple Sandstone  | cc | 24 | 1 | BR44-015-076 | M | 14 | N,TS |
| Tua Tua           | cc | 22 | 3 | BR79-030-079 | W | 55 | N,TL |

# Index – alphabetical

| Colour name           |    | Page no Chip |   | Colour code  | Tone | Apprx LRV% | New/ Trend |
|-----------------------|----|--------------|---|--------------|------|------------|------------|
| Double Soothe         | cc | 6            | 5 | BR76-020-038 | W    | 49         | N          |
| Dream Big             |    | 18           | 5 | B79-034-243  | W    | 56         | N,TS       |
| Drop Dead Gorgeous    | uc | 4            | 1 | R53-116-012  | D    | 21         | TS         |
| Duck Egg Blue         |    | 17           | 3 | N81-007-166  | W    | 58         |            |
| Eau De Nil            | cc | 16           | 4 | G75-012-153  | W    | 48         | N,TL       |
| Eighth Sea Fog        |    | 30           | 5 | N96-006-099  | W    | 91         |            |
| Epic                  | cc | 19           | 1 | B33-032-248  | U    | 8          | N          |
| Epitome               | cc | 25           | 4 | G78-019-096  | W    | 53         | N,TS       |
| Exactly               | cc | 19           | 5 | G41-009-181  | D    | 12         | N,TS       |
| Field Day             | cc | 12           | 2 | G62-026-120  | L    | 31         | N,TL       |
| Fluffy Duck           |    | 8            | 3 | Y84-050-089  | P    | 64         | N,TL       |
| Forty Six             | cc | 16           | 5 | G35-009-188  | D    | 8          | N,TS       |
| Foundation            |    | 23           | 4 | BR78-022-070 | W    | 53         | TL         |
| Four Winds            | cc | 27           | 6 | N72-001-181  | W    | 44         | N          |
| Freewheeling          |    | 17           | 6 | G82-040-192  | W    | 60         | N,TL       |
| Funk                  |    | 9            | 2 | G76-153-091  | Y    | 49         | TS         |
| Good To Go            | cc | 10           | 5 | G58-098-118  | Y    | 26         | N,TL       |
| Grape Escape          | cc | 20           | 3 | V40-032-313  | M    | 11         | N,TS       |
| Green Acres           | cc | 13           | 2 | G66-038-167  | L    | 36         | N,TS       |
| Green Days            |    | 12           | 5 | G74-068-100  | L    | 46         | N          |
| Grenadier             | uc | 6            | 1 | O58-156-046  | Y    | 26         |            |
| Haiti                 | cc | 20           | 1 | V28-016-289  | U    | 6          | TS         |
| Half Alabaster        |    | 30           | 6 | N97-003-099  | W    | 92         |            |
| Half Bittersweet      |    | 9            | 5 | Y75-079-079  | L    | 49         | N,TL       |
| Half Black White      |    | 29           | 4 | N94-004-096  | W    | 86         |            |
| Half Blake            |    | 18           | 5 | B79-034-243  | W    | 56         | N,TS       |
| Half Breeze           | cc | 19           | 4 | G88-009-193  | W    | 71         | N,TS       |
| Half Cab Sav          | cc | 1            | 4 | R33-027-013  | MG   | 8          | N          |
| Half Desert Sand      | cc | 22           | 3 | BR79-030-079 | W    | 55         | N,TL       |
| Half Explorer         | cc | 16           | 2 | B53-028-237  | P    | 21         | N          |
| Half Frozen           |    | 16           | 3 | B83-020-230  | W    | 62         | N,TS       |
| Half Glamour Puss     |    | 4            | 2 | R73-064-005  | P    | 45         | N          |
| Half Green Meets Blue | cc | 15           | 2 | G54-020-192  | L    | 22         | N          |
| Half Ipanema          | uc | 9            | 3 | G85-093-096  | L    | 66         | N,TS       |
| Half Just Dance       |    | 6            | 4 | BR73-048-042 | W    | 45         | N          |
| Half Kilimanjaro      | cc | 23           | 1 | N37-004-034  | M    | 10         | N,TL       |
| Half Koru             | cc | 12           | 4 | G66-075-117  | M    | 35         | N          |
| Half Moroccan Spice   | uc | 6            | 6 | O59-113-057  | U    | 27         | N          |
| Half Noir             | cc | 24           | 6 | N33-004-237  | D    | 8          | N,TL       |
| Half Paddock          | cc | 12           | 2 | G62-026-120  | L    | 31         | N,TL       |
| Half Pale Oyster      | cc | 25           | 5 | Y72-021-082  | P    | 43         | N,TS       |
| Half Porter           | cc | 27           | 2 | N37-001-189  | M    | 9          | N          |
| Half Rice Paper       |    | 10           | 3 | G90-038-105  | W    | 76         | N          |
| Half Sandcastle       |    | 23           | 4 | BR78-022-070 | W    | 53         | TL         |
| Half Sea Fog          |    | 30           | 3 | N94-005-102  | W    | 85         |            |
| Half Squall           | cc | 24           | 5 | G47-010-097  | M    | 16         | N          |
| Half Swiss Caramel    |    | 7            | 1 | O57-090-069  | O    | 25         | N,TS       |
| Half Tangaroa         | cc | 15           | 1 | B38-034-234  | D    | 10         | N          |
| Half Tea              | cc | 24           | 3 | Y85-015-083  | W    | 65         | TS         |
| Half Teal Blue        | cc | 14           | 2 | B45-051-220  | M    | 15         | N          |
| Half Thumbs Up        | uc | 7            | 5 | Y77-112-081  | M    | 52         | N          |
| Half True Blue        | cc | 19           | 2 | B43-044-269  | L    | 13         | N          |
| Half Unwind           | cc | 15           | 3 | G81-022-184  | W    | 58         | N,TL       |
| Half Wanaka           | cc | 14           | 6 | B48-043-246  | L    | 17         | N,TL       |
| Half Yucca            | cc | 15           | 6 | G64-018-174  | P    | 32         | N,TS       |
| Happy                 | uc | 8            | 4 | Y87-189-090  | Y    | 70         |            |

# Index – colour palette

| Colour name           |    | Page no | Chip | Colour code | Tone | Apprx LRV% | New/ Trend |
|-----------------------|----|---------|------|-------------|------|------------|------------|
| <b>Green palette</b>  |    |         |      |             |      |            |            |
| Aloe Vera             | cc | 10      | 1    | G57-081-136 | Y    | 25         | N,TS       |
| Boundless             | cc | 13      | 5    | G62-090-169 | D    | 31         | N,TS       |
| Contour               | cc | 11      | 6    | G65-039-101 | L    | 34         | N,TS       |
| Creme De La Creme     |    | 9       | 4    | G86-022-091 | W    | 69         | N,TL       |
| Deep Teal             |    | 13      | 1    | G35-039-188 | G    | 8          |            |
| Double Atlas          | cc | 11      | 1    | G30-022-186 | U    | 6          | N          |
| Double Bandicoot      |    | 12      | 6    | G56-031-096 | M    | 24         | N          |
| Double Duck Egg Blue  |    | 18      | 4    | G75-010-186 | W    | 48         | N,TL       |
| Double Pale Leaf      |    | 13      | 4    | G81-030-126 | W    | 58         | N          |
| Double Scandal        |    | 17      | 6    | G82-040-192 | W    | 60         | N,TL       |
| Eau De Nil            | cc | 16      | 4    | G75-012-153 | W    | 48         | N,TL       |
| Epitome               | cc | 25      | 4    | G78-019-096 | W    | 53         | N,TS       |
| Exactly               | cc | 19      | 5    | G41-009-181 | D    | 12         | N,TS       |
| Field Day             | cc | 12      | 2    | G62-026-120 | L    | 31         | N,TL       |
| Forty Six             | cc | 16      | 5    | G35-009-188 | D    | 8          | N,TS       |
| Freewheeling          |    | 17      | 6    | G82-040-192 | W    | 60         | N,TL       |
| Funk                  |    | 9       | 2    | G76-153-091 | Y    | 49         | TS         |
| Good To Go            | cc | 10      | 5    | G58-098-118 | Y    | 26         | N,TL       |
| Green Acres           | cc | 13      | 2    | G66-038-167 | L    | 36         | N,TS       |
| Green Days            |    | 12      | 5    | G74-068-100 | L    | 46         | N          |
| Half Breeze           | cc | 19      | 4    | G88-009-193 | W    | 71         | N,TS       |
| Half Green Meets Blue | cc | 15      | 2    | G54-020-192 | L    | 22         | N          |
| Half Ipanema          | uc | 9       | 3    | G85-093-096 | L    | 66         | N,TS       |
| Half Koru             | cc | 12      | 4    | G66-075-117 | M    | 35         | N          |
| Half Paddock          | cc | 12      | 2    | G62-026-120 | L    | 31         | N,TL       |
| Half Rice Paper       |    | 10      | 3    | G90-038-105 | W    | 76         | N          |
| Half Squall           | cc | 24      | 5    | G47-010-097 | M    | 16         | N          |
| Half Unwind           | cc | 15      | 3    | G81-022-184 | W    | 58         | N,TL       |
| Half Yucca            | cc | 15      | 6    | G64-018-174 | P    | 32         | N,TS       |
| Hindsight             | cc | 24      | 4    | G71-023-099 | P    | 42         | N,TS       |
| Hollyford Track       | cc | 25      | 6    | G52-017-093 | L    | 20         | N,TS       |
| Illuminate            | uc | 9       | 3    | G85-093-096 | L    | 66         | N,TS       |
| Infused               | cc | 15      | 6    | G64-018-174 | P    | 32         | N,TS       |
| Lickety Split         |    | 10      | 6    | G82-173-113 | Y    | 60         | TL         |
| Meringue              |    | 1       | 5    | G92-018-091 | W    | 82         | N,TL       |
| Morning Haze          | cc | 15      | 3    | G81-022-184 | W    | 58         | N,TL       |
| New Day               |    | 15      | 5    | G89-025-187 | W    | 75         | N,TS       |
| Nirvana               |    | 11      | 5    | G81-050-099 | P    | 59         | TS         |
| Off The Grid          | cc | 13      | 3    | G47-018-118 | D    | 16         | N          |
| Quarter Log Cabin     | cc | 13      | 3    | G47-018-118 | D    | 16         | N          |
| Quarter Spanish Green | cc | 16      | 4    | G75-012-153 | W    | 48         | N,TL       |
| Rice Cake             |    | 29      | 6    | G94-010-092 | W    | 85         | TL         |
| Rocky Point           | cc | 24      | 5    | G47-010-097 | M    | 16         | N          |
| Rolling Hills         | cc | 13      | 6    | G35-029-170 | G    | 9          | N          |
| Seaweed               | cc | 12      | 3    | G38-025-121 | O    | 10         | TL         |
| Smashed Avocado       | cc | 12      | 4    | G66-075-117 | M    | 35         | N          |
| Springtime            |    | 10      | 3    | G90-038-105 | W    | 76         | N          |
| Staycation            | uc | 11      | 4    | G80-094-111 | L    | 56         | N,TS       |
| Tic Tac Toe           |    | 12      | 6    | G56-031-096 | M    | 24         | N          |
| Timeless              | cc | 19      | 4    | G88-009-193 | W    | 71         | N,TS       |
| Tino Pai              | cc | 27      | 3    | G66-008-116 | P    | 35         | N,TS       |
| Top Notch             | cc | 11      | 2    | G32-017-192 | G    | 7          | N,TL       |
| Transcend             |    | 13      | 4    | G81-030-126 | W    | 58         | N          |
| Triple Atmosphere     | cc | 27      | 3    | G66-008-116 | P    | 35         | N,TS       |
| Triple Bianca         |    | 1       | 5    | G92-018-091 | W    | 82         | N,TL       |
| Triple Linen          | cc | 24      | 4    | G71-023-099 | P    | 42         | N,TS       |
| Triple Titania        | cc | 25      | 4    | G78-019-096 | W    | 53         | N,TS       |
| Triple Villa White    |    | 9       | 4    | G86-022-091 | W    | 69         | N,TL       |
| Unite                 | cc | 15      | 2    | G54-020-192 | L    | 22         | N          |

## Index – alphabetical

| Colour name           |    | Page no | Chip | Colour code  | Tone | Apprx LRV% | New/Trend |
|-----------------------|----|---------|------|--------------|------|------------|-----------|
| Heliotrope            | cc | 20      | 6    | B67-045-277  | W    | 36         | N,TS      |
| Hindsight             | cc | 24      | 4    | G71-023-099  | P    | 42         | N,TS      |
| Hint Of Grey          |    | 30      | 2    | N92-005-100  | W    | 81         |           |
| Hollyford Track       | cc | 25      | 6    | G52-017-093  | L    | 20         | N,TS      |
| I Dare You            | uc | 8       | 5    | Y77-179-079  | Y    | 51         | TS        |
| Idyllic               | cc | 14      | 4    | B71-050-210  | P    | 43         | N,TL      |
| Illuminate            | uc | 9       | 3    | G85-093-096  | L    | 66         | N,TS      |
| Incarnadine           | cc | 1       | 3    | R34-057-019  | MG   | 8          | N         |
| Indian Ink            | cc | 19      | 6    | B26-017-270  | U    | 5          |           |
| Infused               | cc | 15      | 6    | G64-018-174  | P    | 32         | N,TS      |
| Inspire               |    | 4       | 4    | O87-019-048  | W    | 71         | N,TL      |
| Invincible            | cc | 26      | 4    | N30-003-253  | D    | 6          | N,TL      |
| Island Time           | cc | 18      | 1    | B63-061-241  | P    | 32         | N         |
| Key Largo             |    | 17      | 1    | B55-102-243  | M    | 23         | N,TS      |
| Kia Kaha              | cc | 23      | 1    | N37-004-034  | M    | 10         | N,TL      |
| Kinship               | cc | 27      | 5    | N84-004-068  | W    | 65         | N,TS      |
| Kombucha              | uc | 6       | 6    | O59-113-057  | U    | 27         | N         |
| Lakeside              | cc | 14      | 6    | B48-043-246  | L    | 17         | N,TL      |
| Lickety Split         |    | 10      | 6    | G82-173-113  | Y    | 60         | TL        |
| Light Fantastic       | uc | 8       | 1    | Y82-197-084  | Y    | 61         | N,TS      |
| Liquid Gold           | uc | 7       | 2    | Y69-117-071  | O    | 40         | N,TL      |
| Meringue              |    | 1       | 5    | G92-018-091  | W    | 82         | N,TL      |
| Merino                |    | 30      | 1    | Y91-009-076  | W    | 78         | TS        |
| Moondance             | uc | 8       | 6    | Y88-089-084  | P    | 72         | N,TS      |
| Morning Haze          | cc | 15      | 3    | G81-022-184  | W    | 58         | N,TL      |
| Natural               | cc | 28      | 5    | WD026        | WD   | -          |           |
| New Day               |    | 15      | 5    | G89-025-187  | W    | 75         | N,TS      |
| Night Magic           | cc | 25      | 2    | N30-002-107  | U    | 6          | N,TL      |
| Nirvana               |    | 11      | 5    | G81-050-099  | P    | 59         | TS        |
| Now Or Never          | cc | 14      | 3    | B58-085-220  | M    | 26         | N         |
| Ocean Waves           | cc | 18      | 2    | B32-036-263  | U    | 7          | N         |
| Off The Grid          | cc | 13      | 3    | G47-018-118  | D    | 16         | N         |
| Open Sesame           | cc | 23      | 3    | BR68-031-075 | P    | 39         | N,TL      |
| Otter                 | cc | 22      | 6    | BR62-021-052 | P    | 30         | TL        |
| Outlaw                | cc | 24      | 1    | BR44-015-076 | M    | 14         | N,TS      |
| Pandemonium           | cc | 1       | 4    | R33-027-013  | MG   | 8          | N         |
| Petal                 | cc | 21      | 6    | V83-020-331  | W    | 62         | N,TS      |
| Piazza                | cc | 24      | 2    | Y59-029-082  | L    | 27         | N,TS      |
| Pioneer Red           |    | 5       | 6    | R39-075-033  | RO/U | 11         | TS        |
| Pitch Black           | cc | 28      | 1    | WD039        | WD   | -          |           |
| Plan B                |    | 14      | 1    | B39-063-237  | U    | 10         | N         |
| Pohutukawa            | uc | 3       | 4    | R36-087-023  | MG   | 9          |           |
| Quarter Black White   |    | 29      | 5    | N96-004-100  | W    | 89         |           |
| Quarter Coast         | cc | 17      | 4    | B47-022-238  | L    | 16         | N         |
| Quarter Del Rio       |    | 2       | 4    | O82-017-048  | W    | 59         | N,TL      |
| Quarter Log Cabin     | cc | 13      | 3    | G47-018-118  | D    | 16         | N         |
| Quarter Matisse       | cc | 18      | 1    | B63-061-241  | P    | 32         | N         |
| Quarter Sea Fog       |    | 30      | 4    | N95-004-106  | W    | 88         |           |
| Quarter Spanish Green | cc | 16      | 4    | G75-012-153  | W    | 48         | N,TL      |
| Quarter Tea           | cc | 29      | 1    | Y89-010-084  | W    | 74         |           |
| Quarter Tuscany       |    | 4       | 5    | O66-074-050  | M    | 36         | N         |
| Rebel                 | cc | 22      | 1    | BR34-020-035 | D    | 8          | TL        |
| Rewilding             | cc | 9       | 6    | Y41-026-089  | O    | 12         | N,TL      |
| Rice Cake             |    | 29      | 6    | G94-010-092  | W    | 85         | TL        |
| Roadster              |    | 3       | 2    | R46-145-029  | IR   | 17         | TS        |
| Rocky Point           | cc | 24      | 5    | G47-010-097  | M    | 16         | N         |

# Index – colour palette

| Colour name   |    | Page no Chip |   | Colour code | Tone | Apprx LRV% | New/ Trend |
|---------------|----|--------------|---|-------------|------|------------|------------|
| Vantage Point | cc | 12           | 1 | G51-017-144 | M    | 19         | N          |
| Wabi Sabi     |    | 11           | 3 | G66-045-120 | M    | 36         | N          |
| Welcome       | cc | 11           | 1 | G30-022-186 | U    | 6          | N          |
| Wellywood     |    | 10           | 6 | G82-173-113 | Y    | 60         | TL         |
| White Noise   |    | 15           | 4 | G94-019-113 | W    | 85         | N,TS       |
| Wild Side     | uc | 10           | 2 | G71-163-119 | Y    | 42         | N,TS       |

## Metallic palette

|          |    |    |   |             |    |    |   |
|----------|----|----|---|-------------|----|----|---|
| The Ritz | uc | 20 | 5 | M65-004-187 | SA | 34 | N |
|----------|----|----|---|-------------|----|----|---|

## Neutral palette

|                     |    |    |   |             |   |    |      |
|---------------------|----|----|---|-------------|---|----|------|
| Alabaster           |    | 30 | 5 | N96-006-099 | W | 91 |      |
| Aoraki              |    | 27 | 4 | N93-005-211 | W | 82 | N    |
| Black               | cc | 26 | 3 | N24-000-098 | U | 4  |      |
| Black Sand          | cc | 27 | 1 | N27-002-245 | U | 5  | N,TL |
| Black White         |    | 29 | 3 | N93-005-100 | W | 84 | TL   |
| Boris               | cc | 27 | 2 | N37-001-189 | M | 9  | N    |
| Ceramic             |    | 30 | 2 | N92-005-100 | W | 81 |      |
| Cotton Wool         |    | 30 | 5 | N96-006-099 | W | 91 |      |
| Dark Chocolate      | cc | 23 | 2 | N27-006-051 | U | 5  | N,TL |
| Double Alabaster    |    | 30 | 4 | N95-004-106 | W | 88 |      |
| Double Armadillo    | cc | 25 | 3 | N36-004-126 | D | 9  | N    |
| Double Gauntlet     | cc | 26 | 6 | N58-002-120 | P | 26 | N    |
| Double Iron         | cc | 26 | 5 | N81-006-241 | W | 58 | N    |
| Double Porter       | cc | 25 | 2 | N30-002-107 | U | 6  | N,TL |
| Duck Egg Blue       |    | 17 | 3 | N81-007-166 | W | 58 |      |
| Eighth Sea Fog      |    | 30 | 5 | N96-006-099 | W | 91 |      |
| Four Winds          | cc | 27 | 6 | N72-001-181 | W | 44 | N    |
| Half Alabaster      |    | 30 | 6 | N97-003-099 | W | 92 |      |
| Half Black White    |    | 29 | 4 | N94-004-096 | W | 86 |      |
| Half Kilimanjaro    | cc | 23 | 1 | N37-004-034 | M | 10 | N,TL |
| Half Noir           | cc | 24 | 6 | N33-004-237 | D | 8  | N,TL |
| Half Porter         | cc | 27 | 2 | N37-001-189 | M | 9  | N    |
| Half Sea Fog        |    | 30 | 3 | N94-005-102 | W | 85 |      |
| Hint Of Grey        |    | 30 | 2 | N92-005-100 | W | 81 |      |
| Invincible          | cc | 26 | 4 | N30-003-253 | D | 6  | N,TL |
| Kia Kaha            | cc | 23 | 1 | N37-004-034 | M | 10 | N,TL |
| Kinship             | cc | 27 | 5 | N84-004-068 | W | 65 | N,TS |
| Night Magic         | cc | 25 | 2 | N30-002-107 | U | 6  | N,TL |
| Quarter Black White |    | 29 | 5 | N96-004-100 | W | 89 |      |
| Quarter Sea Fog     |    | 30 | 4 | N95-004-106 | W | 88 |      |
| Sea Fog             |    | 30 | 2 | N92-005-100 | W | 81 |      |
| Solstice            | cc | 26 | 6 | N58-002-120 | P | 26 | N    |
| Stepping Stone      | cc | 23 | 5 | N75-007-093 | W | 48 | N,TS |
| Ted                 | cc | 26 | 5 | N81-006-241 | W | 58 | N    |
| Thunderstorm        | cc | 25 | 3 | N36-004-126 | D | 9  | N    |
| Times Square        | cc | 24 | 6 | N33-004-237 | D | 8  | N,TL |
| Triple Alabaster    |    | 30 | 3 | N94-005-102 | W | 85 |      |
| Triple Diesel       | cc | 23 | 2 | N27-006-051 | U | 5  | N,TL |
| Triple Foundry      | cc | 27 | 1 | N27-002-245 | U | 5  | N,TL |
| Triple Grey Friars  | cc | 26 | 4 | N30-003-253 | D | 6  | N,TL |
| Triple House White  | cc | 27 | 5 | N84-004-068 | W | 65 | N,TS |
| Triple Raven        | cc | 26 | 1 | N43-006-252 | L | 13 | N,TS |
| Westminster         | cc | 26 | 1 | N43-006-252 | L | 13 | N,TS |
| White Pointer       | cc | 29 | 2 | N89-007-087 | W | 72 |      |

## Orange palette

|                  |    |   |   |             |   |    |    |
|------------------|----|---|---|-------------|---|----|----|
| Adrenalin        | uc | 6 | 2 | O64-179-050 | Y | 33 |    |
| Balloon          | uc | 6 | 1 | O58-156-046 | Y | 26 |    |
| Clockwork Orange | uc | 5 | 3 | O59-135-056 | Y | 27 | TL |

## V

## Index – alphabetical

| Colour name        |    | Page no | Chip | Colour code  | Tone | Apprx LRV% | New/ Trend |
|--------------------|----|---------|------|--------------|------|------------|------------|
| Roller Coaster     |    | 2       | 1    | R47-117-038  | U    | 16         | TS         |
| Rolling Hills      | cc | 13      | 6    | G35-029-170  | G    | 9          | N          |
| Rudolph            |    | 1       | 1    | R39-112-030  | RR   | 11         | N          |
| Rulebreaker        | cc | 19      | 2    | B43-044-269  | L    | 13         | N          |
| Sail Away          |    | 18      | 6    | B64-074-262  | P    | 33         | N,TS       |
| Salted Caramel     |    | 7       | 1    | O57-090-069  | O    | 25         | N,TS       |
| Savour             |    | 3       | 6    | R43-053-027  | M    | 13         | N          |
| Scoria             | cc | 3       | 1    | R36-049-033  | RO/U | 9          | TS         |
| Sea Fog            |    | 30      | 2    | N92-005-100  | W    | 81         |            |
| Seaweed            | cc | 12      | 3    | G38-025-121  | O    | 10         | TL         |
| See The Light      |    | 9       | 5    | Y75-079-079  | L    | 49         | N,TL       |
| Showstopper        |    | 21      | 3    | V37-078-326  | MG   | 10         | TS         |
| Skylight           |    | 17      | 2    | B52-071-259  | L    | 20         | N,TL       |
| Smashed Avocado    | cc | 12      | 4    | G66-075-117  | M    | 35         | N          |
| Soiree             |    | 5       | 5    | R57-070-039  | L    | 25         | N,TL       |
| Solitaire          |    | 5       | 4    | Y90-023-077  | W    | 77         | TL         |
| Solstice           | cc | 26      | 6    | N58-002-120  | P    | 26         | N          |
| Soul Searcher      | cc | 6       | 5    | BR76-020-038 | W    | 49         | N          |
| Springtime         |    | 10      | 3    | G90-038-105  | W    | 76         | N          |
| Staccato           | cc | 20      | 2    | V39-033-347  | D    | 11         | N,TS       |
| Staycation         | uc | 11      | 4    | G80-094-111  | L    | 56         | N,TS       |
| Stepping Stone     | cc | 23      | 5    | N75-007-093  | W    | 48         | N,TS       |
| Sugar Plum Fairy   | uc | 21      | 4    | V66-080-327  | P    | 35         | N,TL       |
| Summer Rose        |    | 4       | 6    | BR61-050-040 | L    | 29         | N,TL       |
| Sunbeam            | uc | 7       | 5    | Y77-112-081  | M    | 52         | N          |
| Tarzan             | cc | 9       | 1    | Y54-074-090  | O    | 22         | N,TS       |
| Ted                | cc | 26      | 5    | N81-006-241  | W    | 58         | N          |
| Temptation         | uc | 21      | 5    | V50-093-347  | D    | 18         | N,TS       |
| Tenor              | cc | 20      | 4    | V48-010-351  | L    | 17         | N,TS       |
| Tequila Sunrise    | uc | 5       | 2    | O70-133-062  | D    | 41         | N,TL       |
| The Ritz           | uc | 20      | 5    | M65-004-187  | SA   | 34         | N          |
| Thunderbird        |    | 2       | 1    | R47-117-038  | U    | 16         | TS         |
| Thunderstorm       | cc | 25      | 3    | N36-004-126  | D    | 9          | N          |
| Tic Tac Toe        |    | 12      | 6    | G56-031-096  | M    | 24         | N          |
| Time Traveller     | cc | 15      | 1    | B38-034-234  | D    | 10         | N          |
| Timeless           | cc | 19      | 4    | G88-009-193  | W    | 71         | N,TS       |
| Times Square       | cc | 24      | 6    | N33-004-237  | D    | 8          | N,TL       |
| Tino Pai           | cc | 27      | 3    | G66-008-116  | P    | 35         | N,TS       |
| Tiri               | cc | 28      | 3    | WW0811       | WD   | -          |            |
| Top Notch          | cc | 11      | 2    | G32-017-192  | G    | 7          | N,TL       |
| Transcend          |    | 13      | 4    | G81-030-126  | W    | 58         | N          |
| Transition         | cc | 2       | 6    | BR36-022-007 | D    | 9          | N          |
| Trek               | cc | 22      | 5    | R35-035-038  | D    | 9          | N,TL       |
| Triple Alabaster   |    | 30      | 3    | N94-005-102  | W    | 85         |            |
| Triple Atmosphere  | cc | 27      | 3    | G66-008-116  | P    | 35         | N,TS       |
| Triple Bianca      |    | 1       | 5    | G92-018-091  | W    | 82         | N,TL       |
| Triple Coast       | cc | 16      | 1    | B29-011-252  | U    | 6          | N,TL       |
| Triple Diesel      | cc | 23      | 2    | N27-006-051  | U    | 5          | N,TL       |
| Triple Dusted Blue | cc | 19      | 3    | B60-012-225  | P    | 28         | N          |
| Triple Foundry     | cc | 27      | 1    | N27-002-245  | U    | 5          | N,TL       |
| Triple Grey Friars | cc | 26      | 4    | N30-003-253  | D    | 6          | N,TL       |
| Triple House White | cc | 27      | 5    | N84-004-068  | W    | 65         | N,TS       |
| Triple Linen       | cc | 24      | 4    | G71-023-099  | P    | 42         | N,TS       |
| Triple Raven       | cc | 26      | 1    | N43-006-252  | L    | 13         | N,TS       |
| Triple Rockbottom  | cc | 23      | 6    | BR61-018-079 | P    | 30         | N,TL       |
| Triple Sandstone   | cc | 24      | 1    | BR44-015-076 | M    | 14         | N,TS       |

# Index – colour palette

| Colour name         |    | Page no | Chip | Colour code | Tone | Apprx LRV% | New/ Trend |
|---------------------|----|---------|------|-------------|------|------------|------------|
| Contented           |    | 2       | 4    | O82-017-048 | W    | 59         | N,TL       |
| Dawn Glow           |    | 4       | 5    | O66-074-050 | M    | 36         | N          |
| Grenadier           | uc | 6       | 1    | O58-156-046 | Y    | 26         |            |
| Half Moroccan Spice | uc | 6       | 6    | O59-113-057 | U    | 27         | N          |
| Half Swiss Caramel  |    | 7       | 1    | O57-090-069 | O    | 25         | N,TS       |
| Inspire             |    | 4       | 4    | O87-019-048 | W    | 71         | N,TL       |
| Kombucha            | uc | 6       | 6    | O59-113-057 | U    | 27         | N          |
| Quarter Del Rio     |    | 2       | 4    | O82-017-048 | W    | 59         | N,TL       |
| Quarter Tuscany     |    | 4       | 5    | O66-074-050 | M    | 36         | N          |
| Salted Caramel      |    | 7       | 1    | O57-090-069 | O    | 25         | N,TS       |
| Tequila Sunrise     | uc | 5       | 2    | O70-133-062 | D    | 41         | N,TL       |
| Tuscany             |    | 5       | 1    | O58-086-050 | D    | 26         | TS         |
| Yogi                | cc | 2       | 5    | O46-059-053 | O    | 15         | N,TL       |

## Red palette

|                    |    |    |   |             |      |    |      |
|--------------------|----|----|---|-------------|------|----|------|
| Amped              |    | 3  | 3 | R48-159-035 | RR   | 17 | N    |
| Aroha              |    | 1  | 2 | R35-080-028 | MG   | 9  | N    |
| Arriba             | cc | 2  | 3 | R40-090-032 | IR   | 11 | N,TL |
| Coconut Ice        |    | 4  | 2 | R73-064-005 | P    | 45 | N    |
| Drop Dead Gorgeous | uc | 4  | 1 | R53-116-012 | D    | 21 | TS   |
| Half Cab Sav       | cc | 1  | 4 | R33-027-013 | MG   | 8  | N    |
| Half Glamour Puss  |    | 4  | 2 | R73-064-005 | P    | 45 | N    |
| Incarnadine        | cc | 1  | 3 | R34-057-019 | MG   | 8  | N    |
| Pandemonium        | cc | 1  | 4 | R33-027-013 | MG   | 8  | N    |
| Pioneer Red        |    | 5  | 6 | R39-075-033 | RO/U | 11 | TS   |
| Pohutukawa         | uc | 3  | 4 | R36-087-023 | MG   | 9  |      |
| Roadster           |    | 3  | 2 | R46-145-029 | IR   | 17 | TS   |
| Roller Coaster     |    | 2  | 1 | R47-117-038 | U    | 16 | TS   |
| Rudolph            |    | 1  | 1 | R39-112-030 | RR   | 11 | N    |
| Savour             |    | 3  | 6 | R43-053-027 | M    | 13 | N    |
| Scoria             | cc | 3  | 1 | R36-049-033 | RO/U | 9  | TS   |
| Soiree             |    | 5  | 5 | R57-070-039 | L    | 25 | N,TL |
| Thunderbird        |    | 2  | 1 | R47-117-038 | U    | 16 | TS   |
| Trek               | cc | 22 | 5 | R35-035-038 | D    | 9  | N,TL |
| Tropical           | uc | 6  | 3 | R65-105-035 | M    | 34 | N,TS |
| Valentine          |    | 4  | 3 | R77-026-021 | W    | 52 | N,TS |
| Very Berry         | cc | 3  | 5 | R40-077-011 | MG   | 12 | N,TL |

## Violet palette

|                  |    |    |   |             |    |    |      |
|------------------|----|----|---|-------------|----|----|------|
| Black Doris      | cc | 20 | 1 | V28-016-289 | U  | 6  | TS   |
| Blackberry       | uc | 21 | 1 | V29-049-347 | MG | 6  | TL   |
| Grape Escape     | cc | 20 | 3 | V40-032-313 | M  | 11 | N,TS |
| Haiti            | cc | 20 | 1 | V28-016-289 | U  | 6  | TS   |
| Petal            | cc | 21 | 6 | V83-020-331 | W  | 62 | N,TS |
| Showstopper      |    | 21 | 3 | V37-078-326 | MG | 10 | TS   |
| Staccato         | cc | 20 | 2 | V39-033-347 | D  | 11 | N,TS |
| Sugar Plum Fairy | uc | 21 | 4 | V66-080-327 | P  | 35 | N,TL |
| Temptation       | uc | 21 | 5 | V50-093-347 | D  | 18 | N,TS |
| Tenor            | cc | 20 | 4 | V48-010-351 | L  | 17 | N,TS |
| Troubadour       |    | 21 | 3 | V37-078-326 | MG | 10 | TS   |
| Twice As Nice    | uc | 21 | 2 | V49-098-330 | D  | 17 | N,TS |

## Wood palette

|             |    |    |   |        |    |   |  |
|-------------|----|----|---|--------|----|---|--|
| Cedar       | cc | 28 | 6 | WW600  | WD | - |  |
| Crowshead   | cc | 28 | 2 | WD001  | WD | - |  |
| Natural     | cc | 28 | 5 | WD026  | WD | - |  |
| Pitch Black | cc | 28 | 1 | WD039  | WD | - |  |
| Tiri        | cc | 28 | 3 | WW0811 | WD | - |  |
| Whitewash   |    | 28 | 4 | -      | WD | - |  |

# Index – alphabetical

| Colour name        |    | Page no Chip |   | Colour code  | Tone | Apprx New/<br>LRV% Trend |      |
|--------------------|----|--------------|---|--------------|------|--------------------------|------|
|                    |    |              |   |              |      |                          |      |
| Triple Titania     | cc | 25           | 4 | G78-019-096  | W    | 53                       | N,TS |
| Triple Villa White |    | 9            | 4 | G86-022-091  | W    | 69                       | N,TL |
| Tropical           | uc | 6            | 3 | R65-105-035  | M    | 34                       | N,TS |
| Troubadour         |    | 21           | 3 | V37-078-326  | MG   | 10                       | TS   |
| Tua Tua            | cc | 22           | 3 | BR79-030-079 | W    | 55                       | N,TL |
| Tuscany            |    | 5            | 1 | O58-086-050  | D    | 26                       | TS   |
| Twentyfourseven    | uc | 8            | 2 | Y87-145-086  | M    | 70                       | TS   |
| Twice As Nice      | uc | 21           | 2 | V49-098-330  | D    | 17                       | N,TS |
| Unite              | cc | 15           | 2 | G54-020-192  | L    | 22                       | N    |
| Upside             | cc | 17           | 5 | B62-029-218  | P    | 31                       | N,TL |
| Valentine          |    | 4            | 3 | R77-026-021  | W    | 52                       | N,TS |
| Vantage Point      | cc | 12           | 1 | G51-017-144  | M    | 19                       | N    |
| Very Berry         | cc | 3            | 5 | R40-077-011  | MG   | 12                       | N,TL |
| Wabi Sabi          |    | 11           | 3 | G66-045-120  | M    | 36                       | N    |
| Watermark          | cc | 17           | 4 | B47-022-238  | L    | 16                       | N    |
| Wayfarer           | cc | 16           | 2 | B53-028-237  | P    | 21                       | N    |
| Welcome            | cc | 11           | 1 | G30-022-186  | U    | 6                        | N    |
| Wellywood          |    | 10           | 6 | G82-173-113  | Y    | 60                       | TL   |
| Westminster        | cc | 26           | 1 | N43-006-252  | L    | 13                       | N,TS |
| Wet N Wild         |    | 14           | 5 | B49-089-260  | U    | 12                       |      |
| White Noise        |    | 15           | 4 | G94-019-113  | W    | 85                       | N,TS |
| White Pointer      | cc | 29           | 2 | N89-007-087  | W    | 72                       |      |
| Whitewash          |    | 28           | 4 | -            | WD   | -                        |      |
| Wild Side          | uc | 10           | 2 | G71-163-119  | Y    | 42                       | N,TS |
| Wild Thing         | uc | 8            | 2 | Y87-145-086  | M    | 70                       | TS   |
| Yogi               | cc | 2            | 5 | O46-059-053  | O    | 15                       | N,TL |
| Zinc White         |    | 30           | 1 | Y91-009-076  | W    | 78                       | TS   |

## Key:

|                  |                                  |
|------------------|----------------------------------|
| D = Deep         | RR = Rich red                    |
| G = Green        | SA = Silver aluminium            |
| IR = Intense red | TL = Trend colour - longer term  |
| L = Light        | TS = Trend colour - shorter term |
| M = Mid          | U = Ultra deep                   |
| MG = Magenta     | W = White                        |
| N = New colour   | WD = Wood stain                  |
| O = Ochre        | Y = Yellow 2                     |
| P = Pastel       |                                  |
| RO = Red oxide   |                                  |

cc = Also available as a Resene CoolColour™.

A change in tone or product may be required for some colours to achieve a Resene CoolColour effect. CoolColour and standard variants of a specific colour use different pigment combinations by necessity to achieve a match to the same Resene master colour standard. This can cause slight colour differences depending on the degree and type of light, which naturally varies with the time of day.

uc = An undercoat is recommended for the optimum finish.

**Note 1:** The approximate light reflectance value (LRV) of a colour indicates the amount of visible light that a colour will reflect. Black has a light reflectance value of 0% and absorbs all light. The surfaces are consequently very dark and can get very hot. In contrast, white has a light reflectance value of 100% and keeps a building light and cool. All colours fit within these two extremes. A Resene CoolColour™ is formulated to reflect more of the sun's energy, improving the colour's heat and total solar reflectance (TSR) properties compared to a normal colour, keeping the coating, substrate and building cooler.

**Note 2:** Mid to dark colours are not suitable for some exterior substrates and if used may cause damage to the substrate, such as warping, checking and premature failure. Always check with the substrate supplier prior to commencing any work to ensure colour selections fit within their guidelines. Resene also manufactures Resene CoolColour technology and this may increase the colour range that can be suitable over some heat sensitive substrates - check with Resene staff whether a CoolColour is right for your project.

**Note 3:** Tones listed above are subject to change if colours are reformulated.

**Note 4:** Colours may be available in selected products or sizes only. Check with Resene ColorShop or reseller staff to ensure your selected colour is available in the product and/or size you require.

**Note 5:** This colour chart is finished with Resene SpaceCote Low Sheen waterborne enamel, a product ideally suited to kitchens, bathrooms and broadwall areas. Metallic chips are finished in Resene FX Metallic finish.

**Note 6:** Bright and punchy trend colours tend to have a shorter life span than more subtle neutrals and washed out hues. Colours marked with a T are predicted trend colours. TS colours show shorter term trends while the TL colours show longer term trends.

# Index – colour palette

| Colour name           |    | Page no | Chip | Colour code | Tone | Apprx LRV% | New/ Trend |
|-----------------------|----|---------|------|-------------|------|------------|------------|
| <b>Yellow palette</b> |    |         |      |             |      |            |            |
| Acropolis             | cc | 24      | 3    | Y85-015-083 | W    | 65         | TS         |
| Athena                | cc | 7       | 4    | Y82-039-079 | W    | 60         | N,TS       |
| Awaroa Bay            | cc | 25      | 5    | Y72-021-082 | P    | 43         | N,TS       |
| Credence              | cc | 25      | 1    | Y69-013-086 | P    | 39         | N          |
| Daylight              | uc | 7       | 3    | Y84-122-078 | M    | 64         | N,TS       |
| Double Blank Canvas   | cc | 7       | 4    | Y82-039-079 | W    | 60         | N,TS       |
| Double Craigieburn    | cc | 24      | 2    | Y59-029-082 | L    | 27         | N,TS       |
| Fluffy Duck           |    | 8       | 3    | Y84-050-089 | P    | 64         | N,TL       |
| Half Bittersweet      |    | 9       | 5    | Y75-079-079 | L    | 49         | N,TL       |
| Half Pale Oyster      | cc | 25      | 5    | Y72-021-082 | P    | 43         | N,TS       |
| Half Tea              | cc | 24      | 3    | Y85-015-083 | W    | 65         | TS         |
| Half Thumbs Up        | uc | 7       | 5    | Y77-112-081 | M    | 52         | N          |
| Happy                 | uc | 8       | 4    | Y87-189-090 | Y    | 70         |            |
| I Dare You            | uc | 8       | 5    | Y77-179-079 | Y    | 51         | TS         |
| Light Fantastic       | uc | 8       | 1    | Y82-197-084 | Y    | 61         | N,TS       |
| Liquid Gold           | uc | 7       | 2    | Y69-117-071 | O    | 40         | N,TL       |
| Merino                |    | 30      | 1    | Y91-009-076 | W    | 78         | TS         |
| Moondance             | uc | 8       | 6    | Y88-089-084 | P    | 72         | N,TS       |
| Piazza                | cc | 24      | 2    | Y59-029-082 | L    | 27         | N,TS       |
| Quarter Tea           | cc | 29      | 1    | Y89-010-084 | W    | 74         |            |
| Rewilding             | cc | 9       | 6    | Y41-026-089 | O    | 12         | N,TL       |
| See The Light         |    | 9       | 5    | Y75-079-079 | L    | 49         | N,TL       |
| Solitaire             |    | 5       | 4    | Y90-023-077 | W    | 77         | TL         |
| Sunbeam               | uc | 7       | 5    | Y77-112-081 | M    | 52         | N          |
| Tarzan                | cc | 9       | 1    | Y54-074-090 | O    | 22         | N,TS       |
| Twentyfourseven       | uc | 8       | 2    | Y87-145-086 | M    | 70         | TS         |
| Wild Thing            | uc | 8       | 2    | Y87-145-086 | M    | 70         | TS         |
| Zinc White            |    | 30      | 1    | Y91-009-076 | W    | 78         | TS         |

## Key:

|                  |                                  |
|------------------|----------------------------------|
| D = Deep         | RR = Rich red                    |
| G = Green        | SA = Silver aluminium            |
| IR = Intense red | TL = Trend colour - longer term  |
| L = Light        | TS = Trend colour - shorter term |
| M = Mid          | U = Ultra deep                   |
| MG = Magenta     | W = White                        |
| N = New colour   | WD = Wood stain                  |
| O = Ochre        | Y = Yellow 2                     |
| P = Pastel       |                                  |
| RO = Red oxide   |                                  |

cc = Also available as a Resene CoolColour™.

A change in tone or product may be required for some colours to achieve a Resene CoolColour effect. CoolColour and standard variants of a specific colour use different pigment combinations by necessity to achieve a match to the same Resene master colour standard. This can cause slight colour differences depending on the degree and type of light, which naturally varies with the time of day.

uc = An undercoat is recommended for the optimum finish.

**Note 1:** The approximate light reflectance value (LRV) of a colour indicates the amount of visible light that a colour will reflect. Black has a light reflectance value of 0% and absorbs all light. The surfaces are consequently very dark and can get very hot. In contrast, white has a light reflectance value of 100% and keeps a building light and cool. All colours fit within these two extremes. A Resene CoolColour™ is formulated to reflect more of the sun's energy, improving the colour's heat and total solar reflectance (TSR) properties compared to a normal colour, keeping the coating, substrate and building cooler.

**Note 2:** Mid to dark colours are not suitable for some exterior substrates and if used may cause damage to the substrate, such as warping, checking and premature failure. Always check with the substrate supplier prior to commencing any work to ensure colour selections fit within their guidelines. Resene also manufactures Resene CoolColour technology and this may increase the colour range that can be suitable over some heat sensitive substrates - check with Resene staff whether a CoolColour is right for your project.

**Note 3:** Tones listed above are subject to change if colours are reformulated.

**Note 4:** Colours may be available in selected products or sizes only. Check with Resene ColorShop or reseller staff to ensure your selected colour is available in the product and/or size you require.

**Note 5:** This colour chart is finished with Resene SpaceCote Low Sheen waterborne enamel, a product ideally suited to kitchens, bathrooms and broadwall areas. Metallic chips are finished in Resene FX Metallic finish.

**Note 6:** Bright and punchy trend colours tend to have a shorter life span than more subtle neutrals and washed out hues. Colours marked with a T are predicted trend colours. TS colours show shorter term trends while the TL colours show longer term trends.

## Using this fandeck

**The Range fashion fandeck** is part of the leading edge **The Range collection**, a series of colour tools that help specifiers and home decorators find just the right colours for their projects.

### Key features include:

- A fashion collection of classic and contemporary hues, making it easy to achieve a fashion finish on all projects.
- Large colour swatches to provide a better appreciation of the colour value. Swatches are flush to the right edge of each page to facilitate co-ordinating with other swatches and materials.
- Innovative 'colour isolators' allowing colour chips to be isolated without the confusion of other colours. The isolators are finished in a neutral shade of grey, an internationally recognised standard that shows the colour at its truest (AS2700 N35 Light Grey).
- A 'gloss indicator' to help you visualise a gloss paint surface (the chips are presented in Resene SpaceCote Low Sheen, a low sheen paint finish).
- Approximate light reflectance value and tone information included in an alphabetically sorted index and on the back of each colour chip for easy reference.
- RGB value and colour match pencil information included on the back of each colour chip for easy translation from physical colour swatch to rendered colour.
- Colour scheme suggestions printed on the reverse of each colour chip to assist you in your colour selection.
- Individually coded colours allowing you to cross-reference them back to the Resene Total Colour System.
- A palette of the most popular Resene colours included at the back of the fandeck to help you combine your favourite colours with popular whites and neutrals options for ceilings, trim and joinery.

Remember you only get authentic Resene colours when you use Resene tinters in Resene paint bases. Resene no added VOC tinters and the true Resene colour formulations are unique and only available from Resene. Make sure you insist on genuine Resene products and tinters for your project.



## Colour selection

Creating a colour scheme can be a difficult task. With the help of **The Range fashion fandeck** and Resene's expertise, you have the means to design and create a colour scheme to suit your personal style, whether it is classical, contemporary or avant garde.

As a member of The International Colour Marketing Group, Resene has access to leading edge information on colour trends and future colour predictions.

With this support, Resene is able to introduce a collection that will take you (and your clients if you're a colour professional) into the future.

**The Range** is presented in a fandeck, making it easy to isolate and select the exact colours you need for your decorating project.

View larger swatches of your favourite colours in the in-store colour library at your local Resene ColorShop or reseller to help narrow down your colour choices.

Use the colour scheme suggestions on the back of each chip to get you started on your colour scheme then mix and match your favourite colours to suit.

Once you have made your colour choices, test your colour selection using Resene testpots.



### Top testpot tip

When using a Resene testpot, always paint all of the testpot (two coats) onto an A2 card leaving a border around the edge. Move it around the room or space during the day and night to see how it looks. The border will help you see the true colour and not be distracted by the existing colour on your walls. Roll the painted sample so the colour is innermost and look down into it. This will give you an idea of how the colour will look if it is used on all walls.

Remember, if the fandeck colour is not quite right, we have thousands of other colours to choose from. Take your colour concept to your local Resene ColorShop or reseller and our staff will help you personalise your colour choice to ensure you achieve the exact colour you desire.



**Resene Truffle**

**Gloss**



**Resene Truffle**

**Semi-gloss**



**Resene Truffle**

**Satin**



**Resene Truffle**

**Low sheen**



**Resene Truffle**

**Flat**

## Colour guidelines

Use the most intense hues and values in areas occupied for a short period of time, such as formal dining rooms, hallways, staff lunchrooms, laundries and entrances.

Avoid monotony and treat the eye and mind to at least a moderate variety of colour. Harmonious colour selections are created by a pleasing relationship of the three dimensions of colour: hue, intensity and reflectance value.

A balanced selection of colours in the correct proportions is likely to be the most pleasing to the eye.

A touch of contrasting colour can be lively and exciting but too much can become uncomfortable. On the other hand, too much moderation produces dullness.

Personal taste and preferences are the most important considerations in choosing a colour scheme.

### **Think of colour as a chameleon**

- It changes depending upon accent colours.
- Adjacent colours influence it.
- White or beige colours will take on the tint of adjacent hues.
- Large areas intensify a colour.
- Colour changes according to the lighting.
- Bright sunlight makes colours used outside look lighter. It's best to choose colours a little darker and to allow for colours with extra contrast on adjacent surfaces.
- Interior colours used on all four walls tend to look more intense than the colour chip. If you are choosing between two colours, it is often best to choose the lighter colour.

Colour changes as gloss levels change. This is due to the reflection of light that is scattered at different angles on a flat finish to that of a gloss finish.

This can make it challenging when building a colour scheme, especially trim work, or when you want to be creative with gloss levels. An indication of differing gloss levels is illustrated overleaf.

## Degree of sheen

The Resene Total Colour System provides a huge variety of colours available in different gloss levels to suit all applications.

**Gloss paints** have a highly reflective smooth surface and are easier to clean than paints with less surface smoothness. They are ideal for areas exposed to heavy traffic or heavy use, especially where fingerprints, grease or grime are common. Colours tinted into high gloss paints appear cleaner and more intense than colours tinted into flat paints. Due to their highly reflective appearance, gloss paints tend to highlight surface imperfections. If the surface to be painted is marred or irregular, it is best to select a paint with less sheen. Full gloss 85-100%, gloss 60-84%: **Resene Hi-Glo, Resene Enamacryl, Resene Super Gloss.**

**Semi-gloss paints** have a slightly glossy appearance that is not as highly reflective as that of gloss paints. These types of finishes offer good stain resistance and are easy to clean. Paints with a semi-gloss appearance are excellent for use on many of the same areas as gloss paints. They are ideal for walls and woodwork that are subject to wear and on weatherboards and exterior cementitious surfaces. Semi-gloss 31-59%: **Resene Sonyx 101, Resene Lustacryl, Resene Lusta-Glo.**

**Satin paints** tend to impart more warmth and depth to surfaces than do flat paints. They are more stain resistant than flat paints, but less stain resistant than semi-gloss and gloss paints. Satin 20-30% gloss.

**Low sheen paints** are the most popular finish for interior broadwall areas and an ideal choice where some sheen is desired and good cleaning properties are necessary, such as in living areas, hallways, bedrooms and playrooms. Occasionally, these types of paints are used for ceilings, however, their slight sheen will tend to highlight surface imperfections. Outside low sheen finishes are most commonly used over timber, concrete and plaster surfaces. Low sheen 3-19% gloss: **Resene SpaceCote Low Sheen, Resene Zylone Sheen, Resene Lumbersider, Resene X-200.**

**Flat paints** diffuse light, so they tend to conceal surface imperfections better than paints with higher sheen levels making them a good choice for general use on walls and ceilings, especially those that are dented or rough. Colours appear muddied and darker in a flat finish than in a glossier finish. 'Flat' finishes have a micro rough texture that may trap dirt and make cleaning more difficult than higher sheen paints. It is wise to use flat paints only in areas that do not tend to get dirty. The same colour used on walls and a ceiling will generally look much darker on a ceiling due to the flatter finish and shadowing. If the wall paint colour is an off-white, we recommend choosing a half strength or quarter strength of the wall colour for the ceiling. Flat/matt less than 2% gloss: **Resene SpaceCote Flat, Resene Ceiling Paint.**

The current trend sees semi-gloss and low sheen finishes replacing higher gloss finishes on exterior weatherboards, stucco and other uneven surfaces. Inside, low sheen finishes are extending from broadwall living areas into well-ventilated kitchens and bathrooms with some opting for flatter finishes in rooms such as the master bedroom. A mix of gloss levels within one area is a popular way to create a subtle visual effect or highlight feature areas - e.g. low sheen for walls, semi-gloss for trims and flat for ceilings.

### **Wet areas**

Kitchens, bathrooms and laundries are known as 'wet' areas and need special protection from steam and moisture. In these areas an easily cleaned surface is desirable. Traditionally this has forced decorators to use gloss and semi-gloss paints, however products such as Resene SpaceCote Low Sheen waterborne enamel now allow decorators to use a low sheen paint in these areas without sacrificing durability or cleanability.

**See the Resene Recommended paint systems brochure for the right paint system for your project.**





## Enjoy the *best* of both!

Choose from Resene's huge range of designer wallpaper and complement with your favourite Resene paint colours.

View at your local Resene ColorShop or [resene.com/wallpaper](http://resene.com/wallpaper).



2008-145-02



E395833



2008-143-01



296128



2008-143-06



1907-135-01



FJ41202



FJ41802



2008-149-02



FJ41404



FJ40004

## Dress up your walls with wallpaper from Resene

Today's selection of Resene wallpapers is more diverse and creative than ever.

Choose a bold option for a feature wall, where it can be seen in all its glory without overpowering a space. Or try using a wallpaper to create a picture rail or dado effect with Resene paint colours above or below. Wallpaper is also good for smaller areas, like behind a glass splashback or on a chimney breast for a tactile or visual texture.

Wallpaper can also help to overcome existing problems such as low light levels and less-than-perfect walls. In a hallway or dark room, choose a wallpaper that has sheen, so it will reflect light around the space. Also consider metallic or iridescent designs. Steer away from heavily textured wallpapers, which will appear darker.

Textured papers and Anaglyptas are perfect for covering imperfect walls. Heavily patterned wallpapers, or those with a layered design like a floral over a mottled background, will distract your eye from a less than perfect substrate.

Resene Anaglypta (paintable) wallpapers are the ideal marriage of pattern and palette, especially when finding a wallpaper with the right colour and pattern to match your style or interior has proved difficult.

Just like you would test a paint with a Resene testpot, you should also test a wallpaper. Order a sample through your Resene ColorShop and view it during the day and after dark to see how the lighting changes the way it looks. If no samples are available, prop the Resene Wallpaper book on a small table against the wall and move it around. Remember to always view the wallpaper vertically not horizontally so you can see how it will look once hung on the wall.

### **Top tip**

New wallpapers are released regularly - see the full range at Resene ColorShops or get a taste of all new collections at [resene.com/wallpaper](https://www.resene.com/wallpaper).

Wallpapers featured on reverse from top, then left to right:

Resene Wallpaper E395806,  
2008-145-02, E395833,  
2008-143-01, 296128, 2008-143-06,  
1907-135-01, FJ41202, FJ41802,  
2008-149-02, FJ41404, FJ40004.



Rudolph™

R39-112-030



Aroha™

R35-080-028



Incarnadine™cc

R34-057-019



Pandemonium™cc

R33-027-013



Meringue™ (Tpl Bianca)

G92-018-091



Allspice™cc

BR34-029-057

**Thunderbird™ (Roller Coaster) R47-117-038**



**Resene FX Faux Rust Effect/Resene Resitex**

**Arriba™cc**

**R40-090-032**

**Contented™ (Qtr Del Rio) 082-017-048**

**Yogi™cc**

**046-059-053**

**Transition™cc**

**BR36-022-007**

A large rectangular color swatch in a dark, muted reddish-brown hue.

**Scoria™cc**

**R36-049-033**

A large rectangular color swatch in a vibrant, bright red hue.

**Roadster™**

**R46-145-029**

A large rectangular color swatch in a vibrant, bright red hue, similar to Roadster but slightly darker.

**Amped™**

**R48-159-035**

A large rectangular color swatch in a dark, muted reddish-brown hue, similar to Scoria but slightly darker.

**Pohutukawa™uc**

**R36-087-023**

A large rectangular color swatch in a medium, muted reddish-brown hue.

**Very Berry™cc**

**R40-077-011**

A large rectangular color swatch in a dark, muted reddish-brown hue, similar to Scoria.

**Savour™**

**R43-053-027**



**Drop Dead Gorgeous™uc R53-116-012**



**Coconut Ice™ R73-064-005**



**Valentine™ R77-026-021**




**Inspire™ 087-019-048**



**Dawn Glow™ (Qtr Tuscany) 066-074-050**



**Summer Rose™ BR61-050-040**

A solid, muted orange-brown color swatch.

**Tuscany™**

**058-086-050**

A solid, vibrant orange color swatch.

**Tequila Sunrise™uc**

**070-133-062**

A solid, bright orange color swatch.

**Clockwork Orange™uc**

**059-135-056**

A solid, light peach or beige color swatch.

**Solitaire™**

**Y90-023-077**

A solid, muted reddish-brown color swatch.

**Soiree™**

**R57-070-039**

A solid, dark reddish-brown color swatch.

**Pioneer Red™**

**R39-075-033**



**Grenadier™uc (Balloon) 058-156-046**



**Adrenalin™uc 064-179-050**



**Tropical™uc R65-105-035**



**Awaken™ (Hf Just Dance) BR73-048-042**



**Soul Searcher™cc BR76-020-038**



**Kombucha™uc 059-113-057**



**Salted Caramel™**

**057-090-069**




**Liquid Gold™<sub>uc</sub>**

**Y69-117-071**



**Daylight™<sub>uc</sub>**

**Y84-122-078**



**Athena™<sub>cc</sub> (Dbl Blank Canvas)**

**Y82-039-079**



**Sunbeam™<sub>uc</sub> (Hf Thumbs Up)**

**Y77-112-081**



**Amaranth™<sub>cc</sub>**

**BR66-057-069**



**Light Fantastic™uc**      **Y82-197-084**



**Wild Thing™uc**      **Y87-145-086**



**Fluffy Duck™**      **Y84-050-089**



**Happy™uc**      **Y87-189-090**



**I Dare You™uc**      **Y77-179-079**



**Moondance™uc**      **Y88-089-084**



**Tarzan™cc**

**Y54-074-090**



**Funk™**

**G76-153-091**



**Illuminate™uc (Hf Ipanema)**

**G85-093-096**



**Creme De La Creme™**

**G86-022-091**



**See The Light™**

**Y75-079-079**



**Rewilding™cc**

**Y41-026-089**

A solid, medium-green color swatch representing the Aloe Vera paint effect.

Aloe Vera™<sub>cc</sub>

G57-081-136

A solid, bright lime-green color swatch representing the Wild Side paint effect.

Wild Side™<sub>uc</sub>

G71-163-119

A solid, light beige or cream color swatch representing the Springtime paint effect.

Springtime™ (Hf Rice Paper) G90-038-105

A photograph of three dried, feathery plant stalks (possibly pampas grass) against a dark, textured background, representing the Resene FX Paint Effects.

Resene FX Paint Effects

A solid, medium-green color swatch representing the Good To Go paint effect.

Good To Go™<sub>cc</sub>

G58-098-118

A solid, bright lime-green color swatch representing the Wellywood paint effect.

Wellywood™ (Lickety Split) G82-173-113



**Welcome™cc (Dbl Atlas)**      **G30-022-186**



**Top Notch™cc**      **G32-017-192**



**Wabi Sabi™**      **G66-045-120**



**Staycation™uc**      **G80-094-111**



**Nirvana™**      **G81-050-099**



**Contour™cc**      **G65-039-101**



Vantage Point™cc

G51-017-144



Field Day™cc (Hf Paddock) G62-026-120



Seaweed™cc

G38-025-121



Smashed Avocado™cc G66-075-117



Green Days™

G74-068-100



Tic Tac Toe™ (Dbl Bandicoot) G56-031-096



Deep Teal™

G35-039-188



Green Acres™cc

G66-038-167



Off The Grid™cc

G47-018-118



Transcend™ (Dbl Pale Leaf) G81-030-126



Boundless™cc

G62-090-169




Rolling Hills™cc

G35-029-170



**Plan B™**

**B39-063-237**



**Boost™cc (Hf Teal Blue)**

**B45-051-220**



**Now Or Never™cc**

**B58-085-220**



**Idyllic™cc**

**B71-050-210**



**Wet N Wild™**

**B49-089-260**



**Lakeside™cc (Hf Wanaka)**

**B48-043-246**



**Time Traveller™cc**

**B38-034-234**



**Unite™cc (Hf Green Meets Blue)**

**G54-020-192**



**Morning Haze™cc (Hf Unwind)**

**G81-022-184**



**White Noise™**

**G94-019-113**



**New Day™**

**G89-025-187**



**Infused™cc (Hf Yucca)**


**G64-018-174**

  
Carpe Noctem™cc

B29-011-252

  
Wayfarer™cc (Hf Explorer)

B53-028-237

  
Comfortably Numb™

B83-020-230

  
Eau De Nil™cc

G75-012-153

  
Forty Six™cc

G35-009-188

  
Aviator™cc

B33-064-279



**Key Largo™** (Dbl Curious Blue) **B55-102-243**



**Skylight™** **B52-071-259**



**Duck Egg Blue™** **N81-007-166**



**Watermark™cc** (Qtr Coast) **B47-022-238**



**Upside™cc** **B62-029-218**



**Freewheeling™** (Dbl Scandal) **G82-040-192**



**Island Time™cc (Qtr Matisse) B63-061-241**



**Ocean Waves™cc B32-036-263**



**Resene Concrete Wax**



**Double Duck Egg Blue™ G75-010-186**



**Dream Big™ (Hf Blake) B79-034-243**



**Sail Away™ B64-074-262**

  
**Epic™cc****B33-032-248**  
**Rulebreaker™cc****B43-044-269**  
**Baring Head™cc****B60-012-225**  
**Timeless™cc (Hf Breeze)****G88-009-193**  
**Exactly™cc****G41-009-181**  
**Indian Ink™cc****B26-017-270**



**Black Doris™cc**

**V28-016-289**




**Staccato™cc**

**V39-033-347**



**Grape Escape™cc**

**V40-032-313**



**Tenor™cc**

**V48-010-351**



**The Ritz™uc**

**M65-004-187**



**Heliotrope™cc**

**B67-045-277**

  
**Blackberry™uc****V29-049-347**  
**Twice As Nice™uc****V49-098-330**  
**Showstopper™****V37-078-326**  
**Sugar Plum Fairy™uc****V66-080-327**  
**Temptation™uc****V50-093-347**  
**Petal™cc****V83-020-331**



Rebel™cc

BR34-020-035



Domino™cc

BR49-024-061



Tua Tua™cc (Hf Desert Sand) BR79-030-079



Resene Woodsman Whitewash





Trek™cc

R35-035-038



Otter™cc

BR62-021-052

  
**Kia Kaha™cc****N37-004-034**  
**Dark Chocolate™cc****N27-006-051**  
**Open Sesame™cc****BR68-031-075**  
**Foundation™ (Hf Sandcastle) BR78-022-070**  
**Stepping Stone™cc****N75-007-093**  
**Courtyard™cc****BR61-018-079**



**Outlaw™cc (Tpl Sandstone) BR44-015-076**



**Piazza™cc (Dbl Craigieburn) Y59-029-082**



**Half Tea™cc (Acropolis) Y85-015-083**



**Hindsight™cc (Tpl Linen) G71-023-099**



**Rocky Point™cc (Hf Squall) G47-010-097**



**Times Square™cc (Hf Noir) N33-004-237**

  
Credence™cc

Y69-013-086

  
Night Magic™cc (Dbl Porter) N30-002-107  
Thunderstorm™cc

N36-004-126

  
Epitome™cc (Tpl Titania)

G78-019-096


  
Awaroa Bay™cc

Y72-021-082

  
Hollyford Track™cc

G52-017-093

**Westminster™cc (Tpl Raven) N43-006-252**



**Resene WB Woodsman Pitch Black, Natural**

**Black™cc**

**N24-000-098**

**Invincible™cc (Tpl Grey Friars) N30-003-253**

**Ted™cc (DbI Iron)**

**N81-006-241**

**Solstice™cc (DbI Gauntlet) N58-002-120**



**Black Sand™cc (Tpl Foundry) N27-002-245**



**Boris™cc (Hf Porter) N37-001-189**



**Tino Pai™cc (Tpl Atmosphere) G66-008-116**





**Aoraki™ N93-005-211**



**Kinship™cc (Tpl House White) N84-004-068**



**Four Winds™cc N72-001-181**

**Pitch Black™cc****WD039****Crowshead™cc****WD001****Tiri™cc****WW0811****Whitewash™****Natural™cc****WD026****Cedar™cc****WW600**



**Quarter Tea™cc**

**Y89-010-084**



**White Pointer™cc**

**N89-007-087**



**Black White™**

**N93-005-100**



**Half Black White™**

**N94-004-096**



**Quarter Black White™**

**N96-004-100**



**Rice Cake™**

**G94-010-092**



**Merino™** (Zinc White)

**Y91-009-076**



**Sea Fog™** (Ceramic, Hint Of Grey) **N92-005-100**



**Half Sea Fog™** (Tpl Alabaster) **N94-005-102**



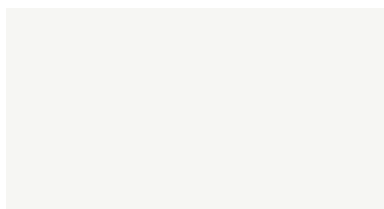
**Double Alabaster™**

**N95-004-106**



**Alabaster™**

**N96-006-099**



**Half Alabaster™**

**N97-003-099**

**Rudolph R39-112-030**

Resene Rudolph is a red that shines brightly, cheerfully leading the way. Try with mid greens, biscuit beiges or sharp yellow whites, such as Resene Off The Grid (13:3), Resene Athena (7:4) or Resene Rice Cake (29:6).

Tone: RR P: 187 115 192

Approx LRV%: 11 RGB: 160 59 56

**Aroha R35-080-028**

Resene Aroha is a deep red, full of heart and loyal. Aroha mai, aroha atu - love received, love returned. Try with sandy beiges, wood tar browns or greyed whites, such as Resene Tua Tua (22:3), Resene Crowshead (28:2) or Resene Sea Fog (30:2).

Tone: MG P: (133) (191) 190

Approx LRV%: 9 RGB: 133 62 59

**Incarnadine cc R34-057-019**

Resene Incarnadine is a deep, rich red like dying embers and pinot noir. Try with pink oranges, sea blues or grey whites, such as Resene Inspire (4:4), Resene Ocean Waves (18:2) or Resene Black White (29:3).

Tone: MG P: 272 (133) (191) 190

Approx LRV%: 8 RGB: 118 65 69

**Pandemonium cc R33-027-013**

Resene Pandemonium is a dusky deep red, hiding a dense velveteen pink purple undertone. Try with yellow greens, spicy oranges or red beiges, such as Resene Illuminate (9:3), Resene Kombucha (6:6) or Resene Soul Searcher (6:5). Also known as Resene Half Cab Sav.

Tone: MG P: 177 124 103

Approx LRV%: 8 RGB: 97 71 74

**Meringue G92-018-091**

Resene Meringue is a sweet whipped cream, warmed with a taste of candlelight. Try with sweet reds, pastel greens or blackened whites, such as Resene Very Berry (3:5), Resene Green Acres (13:2) or Resene Alabaster (30:5). Also known as Resene Triple Bianca.

Tone: W P: 103 101

Approx LRV%: 82 RGB: 240 233 218

**Allspice cc BR34-029-057**

Resene Allspice is a pimento berry brown, a mix of clove, cinnamon and nutmeg. Try with sweet mid-toned greens, biscuit beiges or sea blues, such as Resene Wabi Sabi (11:3), Resene Athena (7:4) or Resene Ocean Waves (18:2).

Tone: O P: 72 178

Approx LRV%: 8 RGB: 97 77 65

**Thunderbird R47-117-038**

Resene Thunderbird is a racy deep orange with a captivating red edge. Try with mid-century greens, yellow greens or wood tar browns, such as Resene Boundless (13:5), Resene Illuminate (9:3) or Resene Crowshead (28:2). Also known as Resene Roller Coaster.

Tone: U P: 188 117

Approx LRV%: 16 RGB: 183 84 65

**Resene FX Faux Rust Effect/  
Resene Resitex**

Recreate the look of weathered steel with Resene FX Faux Rust Effect. Walls finished in Resene Resitex Coarse in Resene Clay Creek (left) and Resene Sugar Loaf (right).

**Arriba cc R40-090-032**

Resene Arriba is an upbeat Latino red of pleasure and encouragement. Try with deep charcoals, yellow creams or pastel greens, such as Resene Night Magic (25:2), Resene Creme De La Creme (9:4) or Resene Green Acres (13:2).

Tone: IR P: 190 188

Approx LRV%: 11 RGB: 151 71 63

**Contented 082-017-048**

Resene Contented is a dusky pink beige, gentle, warm and satisfactory in every way. Try with red violets, smoky greens or pale greens, such as Resene Staccato (20:2), Resene Vantage Point (12:1) or Resene Eau De Nil (16:4). Also known as Resene Quarter Del Rio.

Tone: W P: 132 230 101

Approx LRV%: 59 RGB: 216 199 193

**Yogi cc 046-059-053**

Resene Yogi is a glowing ginger tan with an inward looking transcendental spirit. Try with blue greens, ice whites or blue greens, such as Resene Unite (15:2), Resene Aoraki (27:4) or Resene Rolling Hills (13:6).

Tone: O P: 176 190 179 101

Approx LRV%: 15 RGB: 144 99 76

**Transition cc BR36-022-007**

Resene Transition is a musky red brown with a calm ambiance in the face of change. Try with blue greens, pink beiges or shadowy taupes, such as Resene Rolling Hills (13:6), Resene Contented (2:4) or Resene Four Winds (27:6).

Tone: D P: 177 175

Approx LRV%: 9 RGB: 100 79 83

**Scoria cc R36-049-033**

Resene Scoria is a copper brown red, elemental and severe. Try with muted beiges, modern deep greys or clay browns, such as Resene Quarter Tea (29:1), Resene Tiri (28:3) or Resene Piazza (24:2).

Tone: RO/U P: 192 177

Approx LRV%: 9 RGB: 117 76 70

**Roadster R46-145-029**

Resene Roadster is an outrageous bright red - first past the chequered flag and stunning in a high gloss finish. Try with aqua greens, grey whites or mid greys, such as Resene Freewheeling (17:6), Resene Double Alabaster (30:4) or Resene Westminster (26:1).

Tone: IR P: 121 126

Approx LRV%: 17 RGB: 202 66 65

**Amped R48-159-035**

Resene Amped is a very bright red, full of energy, stimulation and excitement. Try with fluoro oranges, lamp blacks or bright yellow golds, such as Resene Adrenalin (6:2), Resene Black (26:3) or Resene Wild Thing (8:2).

Tone: RR P: 118 115

Approx LRV%: 17 RGB: 205 61 50

**Pohutukawa uc R36-087-023**

Resene Pohutukawa is a spicy rich red inspired by the New Zealand Christmas tree. Try with charcoal blacks, stark off-whites or pale greens, such as Resene Invincible (26:4), Resene White Pointer (29:2) or Resene Eau De Nil (16:4). An undercoat is recommended for the optimum finish.

Tone: MG P: 192 126

Approx LRV%: 9 RGB: 137 60 63

**Very Berry cc R40-077-011**

Resene Very Berry is an amalgamation of soft edged red and definite pink, a smooth puree of sweetness. Try with yellow greens, complex off-whites or teal blues, such as Resene Illuminate (9:3), Resene White Noise (15:4) or Resene Epic (19:1).

Tone: MG P: 125 128 272

Approx LRV%: 12 RGB: 146 73 86

**Savour R43-053-027**

Resene Savour is a memorable taste of red with a touch of warm ochre brown. Try with burnt charcoals, brown olives or muddied olives, such as Resene Black Sand (27:1), Resene Rocky Point (24:5) or Resene Hollyford Track (25:6).

Tone: M P: 192 190 132

Approx LRV%: 13 RGB: 139 89 86

**Drop Dead Gorgeous** uc **R53-116-012**

Resene Drop Dead Gorgeous is a bold pink full of femininity and charm. Try with oceanic blues, greyed whites or grey greens, such as Resene Idyllic (14:4), Resene Sea Fog (30:2) or Resene Timeless (19:4). An undercoat is recommended for the optimum finish.

Tone: D P: 118 121 130

Approx LRV%: 21 RGB: 206 88 111

**Coconut Ice** **R73-064-005**

Resene Coconut Ice is a sweetly entertaining mid pink, all froth, frivolity and dancing at the Folies Bergere. Try with sweet creams, sharp yellow whites or green edged yellows, such as Resene Meringue (1:5), Resene Rice Cake (29:6) or Resene Fluffy Duck (8:3). Also known as Resene Half Glamour Puss.

Tone: P P: 192 129 101

Approx LRV%: 45 RGB: 230 161 177

**Valentine** **R77-026-021**

Resene Valentine is an ashen pink, with a mood of silken chemise, angora and pearls. Try with smoky greens, pastel greens or ice whites, such as Resene Vantage Point (12:1), Resene Transcend (13:4) or Resene Aoraki (27:4).

Tone: W P: 192 179 101

Approx LRV%: 52 RGB: 214 184 184

**Inspire** **O87-019-048**

Resene Inspire is a pink blended orange that glows with a delicate, feminine spirit. Try with sweet reds, blackened whites or grey greens, such as Resene Very Berry (3:5), Resene Alabaster (30:5) or Resene Infused (15:6).

Tone: W P: (177) 101

Approx LRV%: 71 RGB: 234 215 207

**Dawn Glow** **O66-074-050**

Resene Dawn Glow is a hint of early morning sun, a warm orange reflecting off the walls of Tuscan villas. Try with mellow yellows, sharp yellow whites or mid blues, such as Resene Moondance (8:6), Resene Rice Cake (29:6) or Resene Lakeside (14:6). Also known as Resene Quarter Tuscany.

Tone: M P: 186 188 102

Approx LRV%: 36 RGB: 210 147 119

**Summer Rose** **BR61-050-040**

Resene Summer Rose is a muted terracotta beige, faded with antiquity. Try with blue greens, grey greens or warm creams, such as Resene Rolling Hills (13:6), Resene Infused (15:6) or Resene Solitaire (5:4).

Tone: L P: 176 189 101

Approx LRV%: 29 RGB: 183 135 123

**Tuscany** **058-086-050**

Resene Tuscany is a dusty orange raw terracotta. Try with pale blues, warm oranges or blue greens, such as Resene Dream Big (18:5), Resene Dawn Glow (4:5) or Resene Unite (15:2).

Tone: D P: 189 187

Approx LRV%: 26 RGB: 194 125 93

**Tequila Sunrise** uc **070-133-062**

Resene Tequila Sunrise is a delicious cocktail of orange and gold. Try with holly greens, warm timbers or stormy grey blues, such as Resene Top Notch (11:2), Resene Natural (28:5) or Resene Watermark (17:4). An undercoat is recommended for the optimum finish.

Tone: D P: 109 111 101

Approx LRV%: 41 RGB: 240 151 80

**Clockwork Orange** uc **059-135-056**

Resene Clockwork Orange is a bold statement of iconic orange, a 1960s retro perspective. Try with moody blues, greyed whites or peacock blues, such as Resene Carpe Noctem (16:1), Resene Sea Fog (30:2) or Resene Now Or Never (14:3). An undercoat is recommended for the optimum finish.

Tone: Y P: 111 185 186

Approx LRV%: 27 RGB: 210 115 53

**Solitaire** **Y90-023-077**

Resene Solitaire is a warm cream with an orange tint. Try Resene Solitaire if you find Resene Pearl Lusta too yellow and Resene Spanish White too dirty. Try with mid-toned blues, deep reds or pink terracotta, such as Resene Rulebreaker (19:2), Resene Pandemonium (1:4) or Resene Soiree (5:5).

Tone: W P: 179 101

Approx LRV%: 77 RGB: 241 226 209

**Soiree** **R57-070-039**

Resene Soiree is a fading evening glow, diffused pink, oxide and terracotta. Try with warm creams, dusty orange terracotta or pastel greens, such as Resene Solitaire (5:4), Resene Tuscany (5:1) or Resene Green Acres (13:2).

Tone: L P: 190 270

Approx LRV%: 25 RGB: 186 122 106

**Pioneer Red** **R39-075-033**

Resene Pioneer Red is a bright colonial red oxide, old fashioned and abundant. Try with yellow greens, green off-whites or bright khakis, such as Resene Nirvana (11:5), Resene Merino (30:1) or Resene Tarzan (9:1).

Tone: RO/U P: 191 192 186

Approx LRV%: 11 RGB: 141 75 64

**Grenadier uc 058-156-046**

Resene Grenadier is a bold orange red with a daredevil attitude. Try with playful blues, dark purples or syrup yellows, such as Resene Key Largo (17:1), Resene Black Doris (20:1) or Resene Liquid Gold (7:2). An undercoat is recommended for the optimum finish. Also known as Resene Balloon.

Tone: Y P: 115

Approx LRV%: 26 RGB: 232 100 56

**Adrenalin uc 064-179-050**

Resene Adrenalin is a razor sharp slice of fluoro orange for those who are bold and dynamic. Try with peppermint greens, blue greens or pastel aqua greens, such as Resene Morning Haze (15:3), Resene Unite (15:2) or Resene New Day (15:5). An undercoat is recommended for the optimum finish.

Tone: Y P: 113 115

Approx LRV%: 33 RGB: 255 117 47

**Tropical uc R65-105-035**

Resene Tropical is a flamingo pink, it has a definite sunset glow with an undertone of red orange. Try with ashen red violets, fresh greens or soft blues, such as Resene Grape Escape (20:3), Resene Staycation (11:4) or Resene Time Traveller (15:1). An undercoat is recommended for the optimum finish.

Tone: M P: 118 131

Approx LRV%: 34 RGB: 230 129 113

**Awaken BR73-048-042**

Resene Awaken is a soulful pale terracotta, softened with mango and apricot undertones. Try with blackened whites, sweet creams or stormy grey blues, such as Resene Alabaster (30:5), Resene Meringue (1:5) or Resene Watermark (17:4). Also known as Resene Half Just Dance.

Tone: W P: 132 231 (101)

Approx LRV%: 45 RGB: 215 168 154

**Soul Searcher cc BR76-020-038**

Resene Soul Searcher is a mix of ashen red and muddy beige, modest and tranquil. Try with ice whites, shadowy taupes or smoky greens, such as Resene Aoraki (27:4), Resene Four Winds (27:6) or Resene Vantage Point (12:1). Also known as Resene Double Soothe.

Tone: W P: 192 272 101

Approx LRV%: 49 RGB: 203 182 177

**Kombucha uc 059-113-057**

Resene Kombucha is a sweet, spicy orange tan, it has a fresh effervescent mood. Try with smoky browns, playful blues or grey whites, such as Resene Kia Kaha (23:1), Resene Key Largo (17:1) or Resene Double Alabaster (30:4). An undercoat is recommended for the optimum finish. Also known as Resene Half Moroccan Spice.

Tone: U P: 111 130 132

Approx LRV%: 27 RGB: 202 123 71

**Salted Caramel**      **O57-090-069**

Resene Salted Caramel is a ginger gold, sweet to the tastebuds and delicious. Try with mustard golds, berry browns or dense browns, such as Resene See The Light (9:5), Resene Allspice (1:6) or Resene Dark Chocolate (23:2). Also known as Resene Half Swiss Caramel.

Tone: O      P: 182 180 103

Approx LRV%: 25      RGB: 178 127 75

**Liquid Gold** uc      **Y69-117-071**

Resene Liquid Gold is a rich maple syrup, bright and glorious in a viscous way. Try with biscuit beiges, brown reds or blue greens, such as Resene Athena (7:4), Resene Savour (3:6) or Resene Rolling Hills (13:6). An undercoat is recommended for the optimum finish.

Tone: O      P: 184 271

Approx LRV%: 40      RGB: 220 156 81

**Daylight** uc      **Y84-122-078**

Resene Daylight is a golden glow with a touch of orange, bright and full of vigour. Try with mid greens, bold fuchsias or maritime blues, such as Resene Off The Grid (13:3), Resene Twice As Nice (21:2) or Resene Plan B (14:1). An undercoat is recommended for the optimum finish.

Tone: M      P: 109 132 101

Approx LRV%: 64      RGB: 255 199 111

**Athena** cc      **Y82-039-079**

Resene Athena is a rich buttery biscuit beige, smooth, charming and confident. Try with brown reds, mutable brown greens or salmon ochres, such as Resene Savour (3:6), Resene Exactly (19:5) or Resene Open Sesame (23:3). Also known as Resene Double Blank Canvas.

Tone: W      P: 180 103 101

Approx LRV%: 60      RGB: 222 201 173

**Sunbeam** uc      **Y77-112-081**

Resene Sunbeam is a dense oily gold, with a serious depth to it - not easily forgotten. Try with pastel aqua greens, teal blues or aqua greens, such as Resene New Day (15:5), Resene Epic (19:1) or Resene Freewheeling (17:6). An undercoat is recommended for the optimum finish. Also known as Resene Half Thumbs Up.

Tone: M      P: 184 103

Approx LRV%: 52      RGB: 230 183 101

**Amaranth** cc      **BR66-057-069**

Resene Amaranth is a subdued ochre with a hint of brown, grainy and full of positive benefits. Try with holly greens, warm red browns or sandy beiges, such as Resene Top Notch (11:2), Resene Cedar (28:6) or Resene Tua Tua (22:3).

Tone: L      P: 187 188 103

Approx LRV%: 35      RGB: 190 153 119

**Light Fantastic uc Y82-197-084**

Resene Light Fantastic is a turbo charged bold yellow, always in the spotlight. Try with fluoro oranges, ceramic blues or soft blues, such as Resene Adrenalin (6:2), Resene Upside (17:5) or Resene Time Traveller (15:1). An undercoat is recommended for the optimum finish.

Tone: Y P: 185 104 107

Approx LRV%: 61 RGB: 255 196 0

**Wild Thing uc Y87-145-086**

Resene Wild Thing is a star bright yellow gold, energetic and frivolous. Try with mid-century greens, blackened whites or burnt charcoals, such as Resene Boundless (13:5), Resene Half Alabaster (30:6) or Resene Black Sand (27:1). An undercoat is recommended for the optimum finish. Also known as Resene Twentyfourseven.

Tone: M P: 185 107

Approx LRV%: 70 RGB: 255 210 96

**Fluffy Duck Y84-050-089**

Resene Fluffy Duck is a soft, easy on the eye yellow with a hint of green hiding in it. Try with warm violets, pale greens or greyed whites, such as Resene Heliotrope (20:6), Resene Eau De Nil (16:4) or Resene Quarter Black White (29:5).

Tone: P P: 103 (270)

Approx LRV%: 64 RGB: 225 207 169

**Happy uc Y87-189-090**

Resene Happy is a Polynesian yellow, full of tropical sunshine and happy holidays. Try with mid-century greens, bold oranges or bold fuchsias, such as Resene Boundless (13:5), Resene Clockwork Orange (5:3) or Resene Twice As Nice (21:2). An undercoat is recommended for the optimum finish.

Tone: Y P: 107 108

Approx LRV%: 70 RGB: 255 213 40

**I Dare You uc Y77-179-079**

Resene I Dare You is a very bold deep yellow, challenging and provocative. Try with bright reds, lamp blacks or blackened blues, such as Resene Roadster (3:2), Resene Black (26:3) or Resene Indian Ink (19:6). An undercoat is recommended for the optimum finish.

Tone: Y P: 185

Approx LRV%: 51 RGB: 247 177 30

**Moondance uc Y88-089-084**

Resene Moondance is a mellow golden glow, warmed by a flush of red orange. Try with mid-tone blues, greyed whites or bold fuchsias, such as Resene Island Time (18:1), Resene Sea Fog (30:2) or Resene Twice As Nice (21:2). An undercoat is recommended for the optimum finish.

Tone: P P: 109 103 132

Approx LRV%: 72 RGB: 254 216 148

**Tarzan cc Y54-074-090**

Resene Tarzan is a green gold bright khaki, slightly bitter at its heart. Try with holly greens, sharp yellow whites or espresso brown reds, such as Resene Top Notch (11:2), Resene Rice Cake (29:6) or Resene Trek (22:5).

Tone: O P: 180 271

Approx LRV%: 22 RGB: 146 127 73

**Funk G76-153-091**

Resene Funk is a tasty sweet and sour yellow with a crisp green edge. Try with deep dusk blues, effervescent yellows or red violets, such as Resene Aviator (16:6), Resene Springtime (10:3) or Resene Blackberry (21:1).

Tone: Y P: 105 173

Approx LRV%: 49 RGB: 215 183 58

**Illuminate uc G85-093-096**

Resene Illuminate is a mellow yellow green full of Brazilian sunlight and vigour. Try with pink violets, shaded greens or complex off-whites, such as Resene Temptation (21:5), Resene Forty Six (16:5) or Resene White Noise (15:4). An undercoat is recommended for the optimum finish. Also known as Resene Half Ipanema.

Tone: L P: 104 103 102

Approx LRV%: 66 RGB: 231 213 137

**Creme De La Creme G86-022-091**

Resene Creme De La Creme is a light yellow cream, pale and warm, modest and unassuming. Try with olive greens, sharp yellow whites or greiges, such as Resene Contour (11:6), Resene Rice Cake (29:6) or Resene Tino Pai (27:3). Also known as Resene Triple Villa White.

Tone: W P: 270 103

Approx LRV%: 69 RGB: 223 215 198

**See The Light Y75-079-079**

Resene See The Light is a mild mustard gold, gentle and bittersweet in ambiance. Try with ceramic blues, grey greens or ginger golds, such as Resene Upside (17:5), Resene Timeless (19:4) or Resene Salted Caramel (7:1). Also known as Resene Half Bittersweet.

Tone: L P: 183 270

Approx LRV%: 49 RGB: 217 180 124

**Rewilding cc Y41-026-089**

Resene Rewilding is a mid-toned olive with earthy brown undertones. Try with olive greens, subdued ochres or red browns, such as Resene Contour (11:6), Resene Amaranth (7:6) or Resene Transition (2:6).

Tone: O P: 178 173 273

Approx LRV%: 12 RGB: 104 96 78

**Aloe Vera cc G57-081-136**

Resene Aloe Vera is a mid-century green, clear, fresh and soothing in mood. Try with oily bitumens, blackened whites or bright yellow golds, such as Resene Boris (27:2), Resene Alabaster (30:5) or Resene Wild Thing (8:2).

Tone: Y P: (168) 172 230

Approx LRV%: 25 RGB: 106 147 93

**Wild Side uc G71-163-119**

Resene Wild Side is a vivid green, brilliant and racy in an extravagant way. Try with dark purples, teal blues or effervescent yellows, such as Resene Black Doris (20:1), Resene Boost (14:2) or Resene Springtime (10:3). An undercoat is recommended for the optimum finish.

Tone: Y P: 105 173

Approx LRV%: 42 RGB: 144 187 47

**Springtime G90-038-105**

Resene Springtime is an effervescent yellow touched with cream and green. Try with deep dusk blues, sharp yellow whites or blue greens, such as Resene Aviator (16:6), Resene Rice Cake (29:6) or Resene Unite (15:2). Also known as Resene Half Rice Paper.

Tone: W P: 270 103

Approx LRV%: 76 RGB: 230 227 196

**Resene FX Paint Effects**

Create visual texture and a multi-tone colour effect with Resene FX Paint Effects medium. Wall in Resene Mangrove with Resene FX Paint Effects medium coloured with Resene Ravine.

**Good To Go cc G58-098-118**

Resene Good To Go is a bitter fresh green, positive and invigorating. Try with bright reds, blackened whites or lamp blacks, such as Resene Roadster (3:2), Resene Half Alabaster (30:6) or Resene Black (26:3).

Tone: Y P: 168 172 (101)

Approx LRV%: 26 RGB: 128 149 73

**Wellywood G82-173-113**

Resene Wellywood is an extroverted fluoro green. Try with clean blue greens, grey whites or bright reds, such as Resene Deep Teal (13:1), Resene Black White (29:3) or Resene Roadster (3:2). Also known as Resene Lickety Split.

Tone: Y P: 171 104

Approx LRV%: 60 RGB: 187 217 65

**Welcome cc G30-022-186**

Resene Welcome is a lush dark blue and resinous conifer green, warmed with a bright soul - Nau mai. Try with salmon ochres, sweet creams or yellow greens, such as Resene Open Sesame (23:3), Resene Meringue (1:5) or Resene Green Days (12:5). Also known as Resene Double Atlas.

Tone: U P: 235 158

Approx LRV%: 6 RGB: 52 75 72

**Top Notch cc G32-017-192**

Resene Top Notch is a muted holly green, both cool and warm and very resolute. Try with bright khakis, tar blacks or copper red browns, such as Resene Tarzan (9:1), Resene Pitch Black (28:1) or Resene Scoria (3:1).

Tone: G P: 165 270 101

Approx LRV%: 7 RGB: 63 80 78

**Wabi Sabi G66-045-120**

Resene Wabi Sabi is a sweet mid-toned green, connecting to nature and with a rustic simplicity at heart. Try with sharp yellow whites, bold oranges or sea blues, such as Resene Rice Cake (29:6), Resene Clockwork Orange (5:3) or Resene Ocean Waves (18:2).

Tone: M P: 174 172 272

Approx LRV%: 36 RGB: 155 165 131

**Staycation uc G80-094-111**

Resene Staycation is a perky, fresh green, a new summer inspired blended hue. Try with holly greens, deep reds or complex off-whites, such as Resene Top Notch (11:2), Resene Aroha (1:2) or Resene White Noise (15:4). An undercoat is recommended for the optimum finish.

Tone: L P: 270 104 171

Approx LRV%: 56 RGB: 195 203 126

**Nirvana G81-050-099**

Resene Nirvana is a salty yellow green, quiet mannered and restful. Try with red oxides, sharp yellow whites or bright khakis, such as Resene Pioneer Red (5:6), Resene Rice Cake (29:6) or Resene Tarzan (9:1).

Tone: P P: 172 101 (251)

Approx LRV%: 59 RGB: 210 202 162

**Contour cc G65-039-101**

Resene Contour is a soft edged olive green, with undertones of yellow ochre to brighten its ambiance. Try with mutable brown greens, grey whites or grey blues, such as Resene Exactly (19:5), Resene Black White (29:3) or Resene Wayfarer (16:2).

Tone: L P: 174 271

Approx LRV%: 34 RGB: 163 158 128

**Vantage Point cc G51-017-144**

Resene Vantage Point is a smoky green, muted to a soft but definite best position. Try with shaded greens, ice whites or espresso brown reds, such as Resene Forty Six (16:5), Resene Aoraki (27:4) or Resene Trek (22:5).

Tone: M P: 273 172

Approx LRV%: 19 RGB: 113 123 113

**Field Day cc G62-026-120**

Resene Field Day is a peaceful green, pastoral and pleasant - a favourite with rural connections. Try with blackened whites, pink beiges or copper red browns, such as Resene Alabaster (30:5), Resene Contented (2:4) or Resene Scoria (3:1). Also known as Resene Half Paddock.

Tone: L P: 165 172 271

Approx LRV%: 31 RGB: 147 153 133

**Seaweed cc G38-025-121**

Resene Seaweed is a bitter olive brown, heavy and deep. Try with red oxides, yellow greens or dense beiges, such as Resene Pioneer Red (5:6), Resene Nirvana (11:5) or Resene Foundation (23:4).

Tone: O P: 165 174 175

Approx LRV%: 10 RGB: 81 89 75

**Smashed Avocado cc G66-075-117**

Resene Smashed Avocado is a bright verdant green, smooth as guacamole and tasty as salsa verde. Try with mid-toned blues, sharp yellow whites or upbeat reds, such as Resene Rulebreaker (19:2), Resene Rice Cake (29:6) or Resene Arriba (2:3). Also known as Resene Half Koru.

Tone: M P: 167 166 270

Approx LRV%: 35 RGB: 154 167 108

**Green Days G74-068-100**

Resene Green Days is an amalgamation of yellow and green, the epitome of early spring and verdant growth. Try with greyed whites, smoky browns or teal blues, such as Resene Sea Fog (30:2), Resene Kia Kaha (23:1) or Resene Boost (14:2).

Tone: L P: 184 172 270

Approx LRV%: 46 RGB: 192 183 129

**Tic Tac Toe G56-031-096**

Resene Tic Tac Toe is a muddy green in the olive genre, almost marsupial in mood. Try with pink oranges, grey whites or grey blues, such as Resene Inspire (4:4), Resene Black White (29:3) or Resene Wayfarer (16:2). Also known as Resene Double Bandicoot.

Tone: M P: 170 172 271

Approx LRV%: 24 RGB: 141 134 111

**Deep Teal** **G35-039-188**

Resene Deep Teal is a very clean blue green, aptly named. Ideally use with blues for a water inspired scheme. Try with complex neutrals, grey whites or maritime blues, such as Resene Half Tea (24:3), Resene Double Alabaster (30:4) or Resene Plan B (14:1).

Tone: G P: 158 155 274

Approx LRV%: 8 RGB: 47 91 88

**Green Acres cc** **G66-038-167**

Resene Green Acres is a delightful pastel green, meditative and nostalgic with a subtle blue mood. Try with beige neutrals, blue greens or warm red browns, such as Resene Kinship (27:5), Resene Unite (15:2) or Resene Cedar (28:6).

Tone: L P: 158 172 270

Approx LRV%: 36 RGB: 132 169 154

**Off The Grid cc** **G47-018-118**

Resene Off The Grid is a back country mid green, faded back and merging into the hills. Try with golden yellows, olive greens or charcoal blacks, such as Resene Daylight (7:3), Resene Contour (11:6) or Resene Invincible (26:4). Also known as Resene Quarter Log Cabin.

Tone: D P: 175 (174) 272

Approx LRV%: 16 RGB: 109 112 99

**Transcend** **G81-030-126**

Resene Transcend is a delicate pastel green that rises above and goes beyond expectations. Try with moody blues, complex off-whites or warm oranges, such as Resene Carpe Noctem (16:1), Resene White Noise (15:4) or Resene Dawn Glow (4:5). Also known as Resene Double Pale Leaf.

Tone: W P: 174 101

Approx LRV%: 58 RGB: 194 203 180

**Boundless cc** **G62-090-169**

Resene Boundless is a mid-century inspired green, full of energy, charm and aqua and teal undertones. Try with playful blues, sharp yellow whites or yellow greens, such as Resene Key Largo (17:1), Resene Rice Cake (29:6) or Resene Illuminate (9:3).

Tone: D P: 161 156 271

Approx LRV%: 31 RGB: 64 168 136

**Rolling Hills cc** **G35-029-170**

Resene Rolling Hills is a green with a soft blue undertone, well-mannered and easy on the eyes. Try with ginger tans, muted beiges or salmon ochres, such as Resene Yogi (2:5), Resene Quarter Tea (29:1) or Resene Open Sesame (23:3).

Tone: G P: 165 172 234

Approx LRV%: 9 RGB: 62 89 79

**Plan B** **B39-063-237**

Resene Plan B is a blend of warm maritime blue, bright with Persian ceramic undertones. Try with golden yellows, upbeat reds or holly greens, such as Resene Daylight (7:3), Resene Arriba (2:3) or Resene Top Notch (11:2).

Tone: U P: 143 145

Approx LRV%: 10 RGB: 0 99 127

**Boost cc** **B45-051-220**

Resene Boost is a soft edged 1960s teal blue, with a dreamy, happy and hippie influence. Try with light greys, yellow greens or smoky browns, such as Resene Ted (26:5), Resene Green Days (12:5) or Resene Kia Kaha (23:1). Also known as Resene Half Teal Blue.

Tone: M P: 155 172 272

Approx LRV%: 15 RGB: 49 117 131

**Now Or Never cc** **B58-085-220**

Resene Now Or Never is a rocking, rolling peacock blue, full of bounce and bonhomie. Try with green edged yellows, blackened whites or flamingo pinks, such as Resene Fluffy Duck (8:3), Resene Alabaster (30:5) or Resene Tropical (6:3).

Tone: M P: 101 153 110

Approx LRV%: 26 RGB: 0 154 180

**Idyllic cc** **B71-050-210**

Resene Idyllic is a soft oceanic blue, warm toned and young at heart. Try with pale terracotta, ice whites or rich reds, such as Resene Awaken (6:4), Resene Aoraki (27:4) or Resene Incarnadine (1:3).

Tone: P P: 153 231 101

Approx LRV%: 43 RGB: 120 185 194

**Wet N Wild** **B49-089-260**

Resene Wet N Wild is a bold Bondi Beach surf and swim blue. Try with bright reds, blackened whites or yellow greens, such as Resene Amped (3:3), Resene Alabaster (30:5) or Resene Illuminate (9:3).

Tone: U P: 151

Approx LRV%: 12 RGB: 0 103 159

**Lakeside cc** **B48-043-246**

Resene Lakeside is a knocked back mid blue, reflecting snow clouds and southern skies. Try with grey blues, yellow creams or salmon ochres, such as Resene Comfortably Numb (16:3), Resene Creme De La Creme (9:4) or Resene Open Sesame (23:3). Also known as Resene Half Wanaka.

Tone: L P: 156 233 101

Approx LRV%: 17 RGB: 79 119 142

**Time Traveller cc      B38-034-234**

Resene Time Traveller is a mysterious soft blue, a siren call back to ancient times. Try with red browns, greyed whites or pastel aqua greens, such as Resene Transition (2:6), Resene Sea Fog (30:2) or Resene New Day (15:5). Also known as Resene Half Tangaroa.

**Tone: D** **P: 155 272**

**Approx LRV%: 10** **RGB: 60 95 109**

**Unite cc      G54-020-192**

Resene Unite moves gently between blue and green with a dusty grey base tone. Try with stark off-whites, deep reds or complex off-whites, such as Resene White Pointer (29:2), Resene Pandemonium (1:4) or Resene White Noise (15:4). Also known as Resene Half Green Meets Blue.

**Tone: L** **P: 165 233**

**Approx LRV%: 22** **RGB: 111 133 131**

**Morning Haze cc      G81-022-184**

Resene Morning Haze is a gentle pastel peppermint green, illuminated with the dawn's early light. Try with green edged yellows, grey greens or grey blues, such as Resene Fluffy Duck (8:3), Resene Infused (15:6) or Resene Wayfarer (16:2). Also known as Resene Half Unwind.

**Tone: W** **P: 165 158 101**

**Approx LRV%: 58** **RGB: 180 206 201**

**White Noise      G94-019-113**

Resene White Noise is a delicate mix of green, white and pure yellow, a clear bright spirit and much more than a background neutral. Try with grey green blues, teal blues or deep reds, such as Resene Baring Head (19:3), Resene Epic (19:1) or Resene Pandemonium (1:4).

**Tone: W** **P: 170 101**

**Approx LRV%: 85** **RGB: 237 239 223**

**New Day      G89-025-187**

Resene New Day is a delicate, pastel aqua green with an ambiance of beginning again with hope. Try with mid-tone blues, blackened whites or upbeat reds, such as Resene Island Time (18:1), Resene Half Alabaster (30:6) or Resene Arriba (2:3).

**Tone: W** **P: 162 156 101**

**Approx LRV%: 75** **RGB: 201 231 226**

**Infused cc      G64-018-174**

Resene Infused is an amalgamation of mid green and pale grey, its mood is dry and a little serious. Try with teal blues, green off-whites or mauve browns, such as Resene Epic (19:1), Resene Merino (30:1) or Resene Tenor (20:4). Also known as Resene Half Yucca.

**Tone: P** **P: 172 232 270**

**Approx LRV%: 32** **RGB: 139 158 152**

**Carpe Noctem cc B29-011-252**

Resene Carpe Noctem is a moody blue, yearning for the night. Try with rich reds, grey beiges or grey greens, such as Resene Incarnadine (1:3), Resene Stepping Stone (23:5) or Resene Infused (15:6). Also known as Resene Triple Coast.

Tone: U P: 234

Approx LRV%: 6 RGB: 63 70 75

**Wayfarer cc B53-028-237**

Resene Wayfarer is a muted grey blue slate, a wanderer looking for the lost roads. Try with pink violets, pastel greens or blackened whites, such as Resene Temptation (21:5), Resene Transcend (13:4) or Resene Alabaster (30:5). Also known as Resene Half Explorer.

Tone: P P: 155 172 231

Approx LRV%: 21 RGB: 103 130 143

**Comfortably Numb B83-020-230**

Resene Comfortably Numb is a cool grey blue, almost icy but in a dream-like reverie. Try with stormy grey blues, blackened whites or sweet reds, such as Resene Watermark (17:4), Resene Half Alabaster (30:6) or Resene Very Berry (3:5). Also known as Resene Half Frozen.

Tone: W P: (143) 230 101

Approx LRV%: 62 RGB: 188 210 218

**Eau De Nil cc G75-012-153**

Resene Eau De Nil is a pale green with a tranquil soul, a reinvention of the popular hue in the mid-1800s - water of the Nile. Try with grey green blues, cool whites or green edged yellows, such as Resene Baring Head (19:3), Resene Half Black White (29:4) or Resene Fluffy Duck (8:3). Also known as Resene Quarter Spanish Green.

Tone: W P: 172 230 101

Approx LRV%: 48 RGB: 176 186 179

**Forty Six cc G35-009-188**

Resene Forty Six is a soft edged warm shaded green, a constantly changing chameleon. Try with yellow greens, copper red browns or green neutrals, such as Resene Illuminate (9:3), Resene Scoria (3:1) or Resene Hindsight (24:4).

Tone: D P: 234 172 158

Approx LRV%: 8 RGB: 74 83 82

**Aviator cc B33-064-279**

Resene Aviator is a deep dusk blue of great heights. Try with green yellows, yellow greens or deep oranges, such as Resene Funk (9:2), Resene Nirvana (11:5) or Resene Thunderbird (2:1).

Tone: U P: 141 144 234

Approx LRV%: 7 RGB: 53 76 118

**Key Largo B55-102-243**

Resene Key Largo is a bright playful blue; it is all about diving deeply into the ocean's depth or sailing away. Try with maritime blues, mellow yellows or bright reds, such as Resene Plan B (14:1), Resene Moondance (8:6) or Resene Amped (3:3). Also known as Resene Double Curious Blue.

Tone: M P: 153 145

Approx LRV%: 23 RGB: 0 145 199

**Skylight B52-071-259**

Resene Skylight is a rich summer blue hue, floating between warm red violet undertones and clear azure indigo. Try with bright reds, yellow creams or bold fuchsias, such as Resene Rudolph (1:1), Resene Creme De La Creme (9:4) or Resene Twice As Nice (21:2).

Tone: L P: 146 152 272

Approx LRV%: 20 RGB: 67 129 174

**Duck Egg Blue N81-007-166**

Resene Duck Egg Blue is a pale shell blue, crystalline and calm, reflecting winter skies over the Baltic Sea. Try with blue greens, whitewashes or greyed whites, such as Resene Unite (15:2), Resene Whitewash (28:4) or Resene Quarter Black White (29:5).

Tone: W P: 231 230 172

Approx LRV%: 58 RGB: 196 203 200

**Watermark cc B47-022-238**

Resene Watermark is a serious, subdued and stormy, grey blue with an undertone of warmth. Try with sweet creams, golden oranges or greyed whites, such as Resene Meringue (1:5), Resene Tequila Sunrise (5:2) or Resene Sea Fog (30:2). Also known as Resene Quarter Coast.

Tone: L P: 158 233

Approx LRV%: 16 RGB: 95 115 125

**Upside cc B62-029-218**

Resene Upside is a warm ceramic glazed blue, tranquil and very easy on the eye. Try with stark off-whites, red violets or greyed whites, such as Resene White Pointer (29:2), Resene Staccato (20:2) or Resene Sea Fog (30:2).

Tone: P P: 145 172 230

Approx LRV%: 31 RGB: 123 156 164

**Freewheeling G82-040-192**

Resene Freewheeling is a Californian sun soaked aqua and green, a beach side frolic. Try with pastel blues, complex off-whites or warm oranges, such as Resene Sail Away (18:6), Resene White Noise (15:4) or Resene Dawn Glow (4:5). Also known as Resene Double Scandal.

Tone: W P: 165 156 101

Approx LRV%: 60 RGB: 164 213 210

**Island Time cc B63-061-241**

Resene Island Time is a Rarotongan mid-tone blue, always warm, and full of a holiday vibe. Try with pastel greens, fluoro oranges or mellow yellows, such as Resene Transcend (13:4), Resene Adrenalin (6:2) or Resene Moondance (8:6). Also known as Resene Quarter Matisse.

Tone: P P: 231 230

Approx LRV%: 32 RGB: 94 162 193

**Ocean Waves cc B32-036-263**

Resene Ocean Waves is a deep sea blue, brighter than navy, and always ready to set sail and go with the tide. Try with upbeat reds, greyed whites or bold yellows, such as Resene Arriba (2:3), Resene Sea Fog (30:2) or Resene Light Fantastic (8:1).

Tone: U P: 151 158 234

Approx LRV%: 7 RGB: 55 77 99

**Resene Concrete Wax**

Concrete benchtops and flooring look superb when first installed, but after wear and tear, dust and dirt can get entrained into the surface making it near impossible to get the surface truly clean again. Apply Resene Concrete Wax waterborne satin when the surface is new to keep it looking its best.

**Double Duck Egg Blue G75-010-186**

Resene Double Duck Egg Blue is a complex mix of muted green, grey and blue - quixotic and changeable. Try with silver steels, grey whites or mellow yellows, such as Resene The Ritz (20:5), Resene Black White (29:3) or Resene Moondance (8:6).

Tone: W P: 172 231 101

Approx LRV%: 48 RGB: 175 186 184

**Dream Big B79-034-243**

Resene Dream Big is a pale blue, sitting within a restful comfort zone and a serene sea-sky horizon. Try with sea blues, ice whites or dusty orange terracotta, such as Resene Ocean Waves (18:2), Resene Aoraki (27:4) or Resene Tuscany (5:1). Also known as Resene Half Blake.

Tone: W P: 230 145 101

Approx LRV%: 56 RGB: 169 201 220

**Sail Away B64-074-262**

Resene Sail Away is a delicious watery pastel blue, warmed by magenta to give it a purple heart. Try with flamingo pinks, oily golds or blackened whites, such as Resene Tropical (6:3), Resene Sunbeam (7:5) or Resene Alabaster (30:5).

Tone: P P: 140 145 101

Approx LRV%: 33 RGB: 103 159 210

**Epic cc B33-032-248**

Resene Epic is a grand and somewhat heroic dusky teal blue, it has an ambiance of warm depth. Try with pink violets, sweet mid-toned greens or sharp yellow whites, such as Resene Temptation (21:5), Resene Wabi Sabi (11:3) or Resene Rice Cake (29:6).

**Tone: U** P: 151 158 234

**Approx LRV%: 8** RGB: 55 81 97

**Rulebreaker cc B43-044-269**

Resene Rulebreaker is a mid-toned true blue, ready to journey to distant galaxies. Try with cherry blossom pinks, cool whites or red violets, such as Resene Petal (21:6), Resene Half Black White (29:4) or Resene Staccato (20:2). Also known as Resene Half True Blue.

**Tone: L** P: 235 146 (231)

**Approx LRV%: 13** RGB: 81 103 132

**Baring Head cc B60-012-225**

Resene Baring Head is a grey green blue, moody and stormy, tossed like the wild waters of Cook Strait. Try with pale greens, green off-whites or moody blues, such as Resene Eau De Nil (16:4), Resene Merino (30:1) or Resene Carpe Noctem (16:1). Also known as Resene Triple Dusted Blue.

**Tone: P** P: 232 172 231

**Approx LRV%: 28** RGB: 135 148 152

**Timeless cc G88-009-193**

Resene Timeless is a silvery grey green with a very subtle tint of airy aqua hiding in it. Try with shaded greens, greyed whites or grey green blues, such as Resene Forty Six (16:5), Resene Sea Fog (30:2) or Resene Baring Head (19:3). Also known as Resene Half Breeze.

**Tone: W** P: 162 230 101

**Approx LRV%: 71** RGB: 211 222 221

**Exactly cc G41-009-181**

Resene Exactly is a shade of mutable green with grey brown, dry, reliable but very mysterious in mood. Try with shadowy taupes, light greys or sandy beiges, such as Resene Four Winds (27:6), Resene Ted (26:5) or Resene Tua Tua (22:3).

**Tone: D** P: 174 273

**Approx LRV%: 12** RGB: 90 98 96

**Indian Ink cc B26-017-270**

Resene Indian Ink is a blackened blue, reminiscent of a night without moonlight. Try with bold deep yellows, deep oranges or muted beiges, such as Resene I Dare You (8:5), Resene Thunderbird (2:1) or Resene Quarter Tea (29:1).

**Tone: U** P: 141 155 199

**Approx LRV%: 5** RGB: 58 65 76

**Black Doris cc V28-016-289**

Resene Black Doris is a dark mysterious purple, full of spirit. Try with complex off-whites, sweet mid-toned greens or yellow greens, such as Resene White Noise (15:4), Resene Wabi Sabi (11:3) or Resene Illuminate (9:3). Also known as Resene Haiti.

Tone: U P: 141 275

Approx LRV%: 6 RGB: 66 67 78

**Staccato cc V39-033-347**

Resene Staccato is a faded back red violet, reminiscent of a musky plum flavoured merlot. Try with ceramic blues, yellow greens or stormy grey blues, such as Resene Upside (17:5), Resene Illuminate (9:3) or Resene Watermark (17:4).

Tone: D P: 194 180 101

Approx LRV%: 11 RGB: 111 83 97

**Grape Escape cc V40-032-313**

Resene Grape Escape is an ashen red violet, a small measure to tempt the tastebuds. Try with taupe neutrals, beige neutrals or muddied olives, such as Resene Credence (25:1), Resene Kinship (27:5) or Resene Hollyford Track (25:6).

Tone: M P: 141 194 271

Approx LRV%: 11 RGB: 101 89 110

**Tenor cc V48-010-351**

Resene Tenor is a muted mauve, grey brown mystery full of innuendo and smoke. Try with pink beiges, grey whites or brown greys, such as Resene Contented (2:4), Resene Black White (29:3) or Resene Solstice (26:6).

Tone: L P: (178) 272 (135)

Approx LRV%: 17 RGB: 121 111 115

**The Ritz uc M65-004-187**

Resene The Ritz is a dense sparkle of silver and steel, an amalgamation of good taste and the finer things in life. Try with rich mauves, pink violets or deep charcoals, such as Resene Showstopper (21:3), Resene Temptation (21:5) or Resene Night Magic (25:2). A coloured basecoat is recommended for the optimum finish.

Tone: SA P: 696

Approx LRV%: 34 RGB: 155 159 159

**Heliotrope cc B67-045-277**

Resene Heliotrope is an enigmatic mix of blue, red and violet - warmly feminine in ambiance. Try with golden yellows, mid-toned blues or yellow greens, such as Resene Daylight (7:3), Resene Rulebreaker (19:2) or Resene Green Days (12:5).

Tone: W P: 141 144 230

Approx LRV%: 36 RGB: 147 162 196

**Blackberry uc V29-049-347**

Resene Blackberry is an imperial red violet, full of pomposity. Try with pastel blues, grey whites or holly greens, such as Resene Sail Away (18:6), Resene Double Alabaster (30:4) or Resene Top Notch (11:2). An undercoat is recommended for the optimum finish.

Tone: MG P: 136 194

Approx LRV%: 6 RGB: 100 61 79

**Twice As Nice uc V49-098-330**

Resene Twice As Nice is a heady mix of magenta pink and blue, a hot, bright and very bold fuchsia. Try with vivid greens, mid greens or complex off-whites, such as Resene Wild Side (10:2), Resene Off The Grid (13:3) or Resene White Noise (15:4). An undercoat is recommended for the optimum finish.

Tone: D P: 137 134 230

Approx LRV%: 17 RGB: 159 92 152

**Showstopper V37-078-326**

Resene Showstopper is a rich aniline mauve, vibrating with a lyrical, poetic quality. Try with pink lilacs, deep dusk blues or deep oranges, such as Resene Sugar Plum Fairy (21:4), Resene Aviator (16:6) or Resene Thunderbird (2:1). Also known as Resene Troubadour.

Tone: MG P: 134 136 (135)

Approx LRV%: 10 RGB: 114 76 119

**Sugar Plum Fairy uc V66-080-327**

Resene Sugar Plum Fairy is a frolic of pink and lilac, all sweetness and light. Try with sweet creams, blackened whites or warm violets, such as Resene Meringue (1:5), Resene Half Alabaster (30:6) or Resene Heliotrope (20:6). An undercoat is recommended for the optimum finish.

Tone: P P: 135 101

Approx LRV%: 35 RGB: 195 142 193

**Temptation uc V50-093-347**

Resene Temptation is a full bodied pink violet, delicious and difficult to resist. Try with green edged yellows, sweet creams or aqua greens, such as Resene Fluffy Duck (8:3), Resene Meringue (1:5) or Resene Freewheeling (17:6). An undercoat is recommended for the optimum finish.

Tone: D P: 137 134 230

Approx LRV%: 18 RGB: 174 92 135

**Petal cc V83-020-331**

Resene Petal is a flush of cherry blossom pink, delicate and slightly tinted with mauve. Try with teal blues, greyed whites or grey greens, such as Resene Epic (19:1), Resene Quarter Black White (29:5) or Resene Timeless (19:4).

Tone: W P: 194 180 101

Approx LRV%: 62 RGB: 218 202 215

**Rebel cc BR34-020-035**

Resene Rebel is a deep warm smoked earth brown. Try with bitter browns, complex neutrals or sandy beiges, such as Resene Seaweed (12:3), Resene Half Tea (24:3) or Resene Tua Tua (22:3).

Tone: D P: 192 175 176

Approx LRV%: 8 RGB: 95 77 74

**Domino cc BR49-024-061**

Resene Domino is a warm grey brown with a salmon undertone. Try with muted beiges, brown reds or sweet mid-toned greens, such as Resene Quarter Tea (29:1), Resene Savour (3:6) or Resene Wabi Sabi (11:3).

Tone: M P: 178 273

Approx LRV%: 18 RGB: 132 114 103

**Tua Tua cc BR79-030-079**

Resene Tua Tua is a sandy clam beige, delicate and sweet, kai moana harvested from the low tide zone. Try with brown olives, stormy grey blues or salmon ochres, such as Resene Rocky Point (24:5), Resene Watermark (17:4) or Resene Open Sesame (23:3). Also known as Resene Half Desert Sand.

Tone: W P: 132 270 101

Approx LRV%: 55 RGB: 211 194 173

**Resene Woodsman Whitewash**

Get this whitewashed look with Resene Woodsman Whitewash on exterior timber weatherboards and features. The Resene Woodsman range is also available in a range of finishes and colours to suit your exterior timber projects. For an interior whitewashed finish, use Resene Colorwood Whitewash.

**Trek cc R35-035-038**

Resene Trek is a bitter espresso brown, a double shot of energy with a subtle undertone of red. Try with green neutrals, complex neutrals or burnt charcoals, such as Resene Hindsight (24:4), Resene Half Tea (24:3) or Resene Black Sand (27:1).

Tone: D P: 179 (192) 271

Approx LRV%: 9 RGB: 106 75 68

**Otter cc BR62-021-052**

Resene Otter is a sleek industrious beige, full of movement. It suits soft hues that develop its intrinsic calmness. Try with greiges, stark off-whites or brown greys, such as Resene Tino Pai (27:3), Resene White Pointer (29:2) or Resene Solstice (26:6).

Tone: P P: 178 270

Approx LRV%: 30 RGB: 164 146 138

**Kia Kaha cc N37-004-034**

Resene Kia Kaha is a deep smoky brown, brave, courageous and staunch. Try with aqua greens, ice whites or teal blues, such as Resene Freewheeling (17:6), Resene Aoraki (27:4) or Resene Epic (19:1). Also known as Resene Half Kilamanjaro.

Tone: M P: 274 (177)

Approx LRV%: 10 RGB: 91 87 86

**Dark Chocolate cc N27-006-051**

Resene Dark Chocolate is a dense cacao brown, 70% full of sensuality and indulgence. Try with sweet creams, ginger golds or yellow creams, such as Resene Meringue (1:5), Resene Salted Caramel (7:1) or Resene Creme De La Creme (9:4). Also known as Resene Triple Diesel.

Tone: U P: 175 275

Approx LRV%: 5 RGB: 68 63 61

**Open Sesame cc BR68-031-075**

Resene Open Sesame is a warm salmon and brown ochre, a mix of milky latte and biscotti. Try with sandy beiges, berry browns or grey blues, such as Resene Tua Tua (22:3), Resene Allspice (1:6) or Resene Wayfarer (16:2). Also known as Resene Double Sandcastle.

Tone: P P: 270 178 103

Approx LRV%: 39 RGB: 183 164 144

**Foundation BR78-022-070**

Resene Foundation is a salty, dense, mid-toned beige. Try with red oxides, bitter browns or near blacks, such as Resene Pioneer Red (5:6), Resene Seaweed (12:3) or Resene Times Square (24:6). Also known as Resene Half Sandcastle.

Tone: W P: (187) 270 103

Approx LRV%: 53 RGB: 207 192 178

**Stepping Stone cc N75-007-093**

Resene Stepping Stone is a light grey and warm beige blend, it hints of ancient stone megaliths and mystery. Try with mid greens, copper red browns or oily bitumens, such as Resene Off The Grid (13:3), Resene Scoria (3:1) or Resene Boris (27:2).

Tone: W P: 231 270

Approx LRV%: 48 RGB: 187 185 179

**Courtyard cc BR61-018-079**

Resene Courtyard is a dry brown with a warm undertone of sandy aggregate and ochre clay. Try with beige neutrals, smoky browns or lamp blacks, such as Resene Kinship (27:5), Resene Kia Kaha (23:1) or Resene Black (26:3). Also known as Resene Triple Rockbottom.

Tone: P P: 173 272

Approx LRV%: 30 RGB: 156 147 134

**Outlaw cc BR44-015-076**

Resene Outlaw is a moody mud brown and sandy taupe. Try with charcoal blacks, blue greens or green neutrals, such as Resene Invincible (26:4), Resene Unite (15:2) or Resene Epitome (25:4). Also known as Resene Triple Sandstone.

Tone: M P: 175 178 270

Approx LRV%: 14 RGB: 111 103 94

**Piazza cc Y59-029-082**

Resene Piazza is a sludgy clay brown, dry and windswept like outcrops of rock and mountain terrain. Try with tar blacks, mid greens or brown reds, such as Resene Pitch Black (28:1), Resene Off The Grid (13:3) or Resene Savour (3:6). Also known as Resene Double Craigieburn.

Tone: L P: 271 (180)

Approx LRV%: 27 RGB: 154 141 121

**Half Tea cc Y85-015-083**

Resene Half Tea is a lightened complex dirty neutral. Try with sweet reds, blackened whites or pale greens, such as Resene Very Berry (3:5), Resene Half Alabaster (30:6) or Resene Eau De Nil (16:4). Also known as Resene Acropolis.

Tone: W P: 103 270

Approx LRV%: 65 RGB: 217 210 199

**Hindsight cc G71-023-099**

Resene Hindsight is knowledgeable upon reflection - an ochre grey green neutral blend. Try with smoky greens, muted beiges or espresso brown reds, such as Resene Vantage Point (12:1), Resene Quarter Tea (29:1) or Resene Trek (22:5). Also known as Resene Triple Linen.

Tone: P P: 271 272 (180)

Approx LRV%: 42 RGB: 179 174 156

**Rocky Point cc G47-010-097**

Resene Rocky Point is a primeval swamp inspired brown olive, slow moving and dense. Try with muted grey blues, stormy grey blues or sand beiges, such as Resene Double Duck Egg Blue (18:4), Resene Watermark (17:4) or Resene Awaroa Bay (25:5). Also known as Resene Half Squall.

Tone: M P: 273 272 (172)

Approx LRV%: 16 RGB: 113 111 104

**Times Square cc N33-004-237**

Resene Times Square is a nearly black neutral, in the genre of ambiguous shadow. Try with yellow greens, grey whites or mid-century greens, such as Resene Illuminate (9:3), Resene Black White (29:3) or Resene Boundless (13:5). Also known as Resene Half Noir.

Tone: D P: 234 135 231

Approx LRV%: 8 RGB: 75 78 80

**Credence cc Y69-013-086**

Resene Credence is a dusty taupe neutral, it is solid and believable in mood. Try with bright reds, grey blues or deep charcoals, such as Resene Rudolph (1:1), Resene Wayfarer (16:2) or Resene Night Magic (25:2).

Tone: P P: 175 178 270

Approx LRV%: 39 RGB: 172 167 157

**Night Magic cc N30-002-107**

Resene Night Magic is a deep, mysterious charcoal, not too black or too brown, but warm in an earthy way. Try with pink violets, vivid greens or peacock blues, such as Resene Temptation (21:5), Resene Wild Side (10:2) or Resene Now Or Never (14:3). Also known as Resene Double Porter.

Tone: U P: 174 274

Approx LRV%: 6 RGB: 71 71 70

**Thunderstorm cc N36-004-126**

Resene Thunderstorm is a fetid, swampy olive brown grey, a sign of wild and powerful weather patterns. Try with grey green blues, stark off-whites or grey beiges, such as Resene Baring Head (19:3), Resene White Pointer (29:2) or Resene Stepping Stone (23:5). Also known as Resene Double Armadillo.

Tone: D P: 165 233

Approx LRV%: 9 RGB: 84 85 82

**Epitome cc G78-019-096**

Resene Epitome is a perfect example of a warm yellow green neutral - it is ambiguous, both deep and bright. Try with holly greens, sharp yellow whites or bright reds, such as Resene Top Notch (11:2), Resene Rice Cake (29:6) or Resene Amped (3:3). Also known as Resene Triple Titania.

Tone: W P: 173 270 271 101

Approx LRV%: 53 RGB: 198 193 178

**Awaroa Bay cc Y72-021-082**

Resene Awaroa Bay is a warm sand beige, sometimes muted and smoky and always soft toned. Try with grey green blues, clay browns or rich reds, such as Resene Baring Head (19:3), Resene Piazza (24:2) or Resene Incarnadine (1:3). Also known as Resene Half Pale Oyster.

Tone: P P: (178) (179) 103

Approx LRV%: 43 RGB: 186 175 160

**Hollyford Track cc G52-017-093**

Resene Hollyford Track embraces olive and muddy beige - dense, earthy and natural. Try with brown olives, burnt charcoals or warm red browns, such as Resene Rocky Point (24:5), Resene Black Sand (27:1) or Resene Cedar (28:6).

Tone: L P: 271 272

Approx LRV%: 20 RGB: 129 124 112

**Westminster cc**      **N43-006-252**

Resene Westminster is an insightful mid grey, a bridge between staunchness and tradition. Try with sand beiges, ice whites or grey green blues, such as Resene Awaroa Bay (25:5), Resene Aoraki (27:4) or Resene Baring Head (19:3). Also known as Resene Triple Raven.

**Tone: L**      **P: 233**

**Approx LRV%: 13**      **RGB: 98 102 106**

**Resene Waterborne Woodsman**

Get this stained look with Resene Waterborne Woodsman in Resene Pitch Black with accents in Resene Natural, both available as Resene CoolColours. Colours formulated with Resene CoolColour technology reflect more heat than the standard colour reducing heat build-up and stress in the surface and finish.

**Black cc**      **N24-000-098**

Resene Black is an ebonised lamp black. Try with bold deep yellows, cool whites or bold fuchsias, such as Resene I Dare You (8:5), Resene Half Black White (29:4) or Resene Twice As Nice (21:2).

**Tone: U**      **P: 199**

**Approx LRV%: 4**      **RGB: 60 60 60**

**Invincible cc**      **N30-003-253**

Resene Invincible is a steel charcoal black tempered by fire, too powerful to be defeated or overcome. Try with yellow greens, complex off-whites or warm oranges, such as Resene Green Days (12:5), Resene White Noise (15:4) or Resene Dawn Glow (4:5). Also known as Resene Triple Grey Friars.

**Tone: D**      **P: 234**

**Approx LRV%: 6**      **RGB: 68 70 72**

**Ted cc**      **N81-006-241**

Resene Ted is a cool understatement of light grey, it is first with thought and deed. Try with cool whites, bright reds or burnt charcoals, such as Resene Half Black White (29:4), Resene Amped (3:3) or Resene Black Sand (27:1). Also known as Resene Double Iron.

**Tone: W**      **P: (143) 230 101**

**Approx LRV%: 58**      **RGB: 196 201 204**

**Solstice cc**      **N58-002-120**

Resene Solstice is twice as grey as Resene Gauntlet - it depicts the warmth and light and coolness and shadow of summer and winter. Try with pale greens, grey greens or soft blues, such as Resene Eau De Nil (16:4), Resene Timeless (19:4) or Resene Time Traveller (15:1). Also known as Resene Double Gauntlet.

**Tone: P**      **P: 232 272 172**

**Approx LRV%: 26**      **RGB: 138 139 137**

**Black Sand cc N27-002-245**

Resene Black Sand is a burnt black charcoal, warm and strong as metal forged in flame. Try with wood tar browns, greiges or grey whites, such as Resene Crowshead (28:2), Resene Tino Pai (27:3) or Resene Black White (29:3). Also known as Resene Triple Foundry.

**Tone: U P: 175 199**

**Approx LRV%: 5 RGB: 62 64 65**

**Boris cc N37-001-189**

Resene Boris is an oily bitumen tarmac, dark but not black, soft but not gentle. Try with burnt charcoals, rich reds or wood tar browns, such as Resene Black Sand (27:1), Resene Incarnadine (1:3) or Resene Crowshead (28:2). Also known as Resene Half Porter.

**Tone: M P: 273 233**

**Approx LRV%: 9 RGB: 86 87 87**

**Tino Pai cc G66-008-116**

Resene Tino Pai is quite the best of greige hues, a blended bridge between grey and brown. Try with oily bitumens, deep reds or beige neutrals, such as Resene Boris (27:2), Resene Aroha (1:2) or Resene Kinship (27:5). Also known as Resene Triple Atmosphere.

**Tone: P P: 272 232**

**Approx LRV%: 35 RGB: 160 161 155**

**Aoraki N93-005-211**

Resene Aoraki is a snow and ice white neutral, a constant silhouette on the horizon between the earth and the sky. Try with beige neutrals, stormy grey blues or pale blues, such as Resene Kinship (27:5), Resene Watermark (17:4) or Resene Dream Big (18:5).

**Tone: W P: 154 101**

**Approx LRV%: 82 RGB: 229 235 236**

**Kinship cc N84-004-068**

Resene Kinship is a warm off white, nearly beige neutral - it is linked to shared origins and family ties. Try with deep reds, burnt charcoals or ice whites, such as Resene Pandemonium (1:4), Resene Black Sand (27:1) or Resene Aoraki (27:4). Also known as Resene Triple House White.

**Tone: W P: 271 101**

**Approx LRV%: 65 RGB: 213 210 208**

**Four Winds cc N72-001-181**

Resene Four Winds is a light shadowy taupe, it moves constantly between atmospheric grey and quixotic beige. Try with mid greys, cool whites or terracotta beiges, such as Resene Westminster (26:1), Resene Half Black White (29:4) or Resene Summer Rose (4:6).

**Tone: W P: 174 273 101**

**Approx LRV%: 44 RGB: 177 178 178**

**Pitch Black cc** **WD039**

Resene Pitch Black is a tar creosote black. Try with muted beiges, oily bitumens or ginger tans, such as Resene Quarter Tea (29:1), Resene Boris (27:2) or Resene Yogi (2:5).

Tone: WD P: 275  
RGB: 64 62 60

**Crowshead cc** **WD001**

Resene Crowshead is a traditional wood tar brown. Try with sharp yellow whites, clean blue greens or light greys, such as Resene Rice Cake (29:6), Resene Deep Teal (13:1) or Resene Ted (26:5).

Tone: WD P: 275  
RGB: 69 66 62

**Tiri cc** **WW0811**

Resene Tiri is a modern deep grey. Try with copper red browns, brown greys or oily bitumens, such as Resene Scoria (3:1), Resene Solstice (26:6) or Resene Boris (27:2).

Tone: WD P: 275  
RGB: 85 82 80

**Whitewash**

Resene Whitewash is an exciting way of achieving a whitewash effect on timber while allowing the natural grain to show through. Try with blue greens, muted grey blues or blackened whites, such as Resene Unite (15:2), Resene Duck Egg Blue (17:3) or Resene Half Alabaster (30:6).

Tone: WD P: 270 103 101  
RGB: 219 203 184

**Natural cc** **WD026**

Resene Natural is a lightly coloured warm timber hue, which gives the illusion of new wood. Try with dense beiges, sharp yellow whites or grey green blues, such as Resene Foundation (23:4), Resene Rice Cake (29:6) or Resene Baring Head (19:3).

Tone: WD P: 189 179 182  
RGB: 175 127 70

**Cedar cc** **WW600**

Resene Cedar is a traditional warm toned red brown. Try with red oxides, mutable brown greens or clay browns, such as Resene Pioneer Red (5:6), Resene Exactly (19:5) or Resene Piazza (24:2).

Tone: WD P: 273 188  
RGB: 105 69 60

**Quarter Tea cc Y89-010-084**

Resene Quarter Tea is a muted softly complex beige. Try with sleek beiges, greyed whites or stormy grey blues, such as Resene Otter (22:6), Resene Sea Fog (30:2) or Resene Watermark (17:4).

Tone: W P: 103 270

Approx LRV%: 74 RGB: 226 221 214

**White Pointer cc N89-007-087**

Resene White Pointer is a diffused neutral - stark off-white with a hint of black. Try with blue greens, mauve browns or blackened blues, such as Resene Rolling Hills (13:6), Resene Tenor (20:4) or Resene Indian Ink (19:6).

Tone: W P: 230 101

Approx LRV%: 72 RGB: 225 221 215

**Black White N93-005-100**

Resene Black White is a calcite grey white, chalky and soft. Try with green yellows, lamp blacks or bright reds, such as Resene Funk (9:2), Resene Black (26:3) or Resene Roadster (3:2).

Tone: W P: 270 230 101

Approx LRV%: 84 RGB: 235 223 229

**Half Black White N94-004-096**

Resene Half Black White is a cool white with a mysterious shadowy edge to it. Try with shadowy taupes, aqua greens or dense browns, such as Resene Four Winds (27:6), Resene Freewheeling (17:6) or Resene Dark Chocolate (23:2).

Tone: W P: 270 230 101

Approx LRV%: 86 RGB: 240 239 236

**Quarter Black White N96-004-100**

Resene Quarter Black White is a white with a nebulous hint of grey hiding in its depths. Try with bold deep yellows, charcoal blacks or mid-toned blues, such as Resene I Dare You (8:5), Resene Invincible (26:4) or Resene Rulebreaker (19:2).

Tone: W P: 101

Approx LRV%: 89 RGB: 243 243 240

**Rice Cake G94-010-092**

Resene Rice Cake is a sharp clean yellow white, tasty with strong colours. Try with sweet mid-toned greens, warm timbers or bold oranges, such as Resene Wabi Sabi (11:3), Resene Natural (28:5) or Resene Clockwork Orange (5:3).

Tone: W P: 270 103 101

Approx LRV%: 85 RGB: 239 235 227

**Merino** **Y91-009-076**

Resene Merino is a light and versatile off-white with a green oxide undertone. Try with grey blues, blackened whites or dusty orange terracotta, such as Resene Wayfarer (16:2), Resene Alabaster (30:5) or Resene Tuscany (5:1). Also known as Resene Zinc White.

Tone: W P: 270 101

Approx LRV%: 78 RGB: 232 228 222

**Sea Fog** **N92-005-100**

Resene Sea Fog is a versatile white with a hint of grey, best used with muted rather than bright colours. Try with oceanic blues, pink violets or silver steels, such as Resene Idyllic (14:4), Resene Temptation (21:5) or Resene The Ritz (20:5). Also known as Resene Ceramic and Resene Hint Of Grey.

Tone: W P: 270 101

Approx LRV%: 81 RGB: 233 231 227

**Half Sea Fog** **N94-005-102**

Resene Half Sea Fog is a barely there black edged white. Try with pastel blues, mid-century greens or rich mauves, such as Resene Sail Away (18:6), Resene Boundless (13:5) or Resene Showstopper (21:3). Also known as Resene Triple Alabaster.

Tone: W P: (230) (270) 101

Approx LRV%: 85 RGB: 239 237 234

**Double Alabaster** **N95-004-106**

Resene Double Alabaster is a bisque white, delicately shaded towards grey. Try with bold fuchsias, cherry blossom pinks or yellow greens, such as Resene Twice As Nice (21:2), Resene Petal (21:6) or Resene Nirvana (11:5). Also known as Resene Quarter Sea Fog.

Tone: W P: 101

Approx LRV%: 88 RGB: 244 243 239

**Alabaster** **N96-006-099**

Resene Alabaster is a near white with a light blackened edge. Try with bright reds, ceramic blues or mauve browns, such as Resene Roadster (3:2), Resene Upside (17:5) or Resene Tenor (20:4). Also known as Resene Cotton Wool and Resene Eighth Sea Fog.

Tone: W P: 101

Approx LRV%: 91 RGB: 245 244 241

**Half Alabaster** **N97-003-099**

Resene Half Alabaster is a hint of blackened white, an understated backdrop. Try with pink terracotta, silver steels or whitewashes, such as Resene Soiree (5:5), Resene The Ritz (20:5) or Resene Whitewash (28:4).

Tone: W P: 101

Approx LRV%: 92 RGB: 246 246 243



## Explore a colour library

View an extensive range of Resene colour swatches in the online Resene colour library, then download the ones you like. Once you have found your favourites, order testpots online and try them out for yourself in the real world. Or browse through the in-store libraries of colour that can be found at most Resene ColorShops and resellers. With thousands of variously coloured A4 swatches to pore over, you're bound to find one that suits.



## 'See' the finish

Virtual painting with Resene EzyPaint allows you to visualise the entire colour scheme before the redecorating even starts. Available free from the Resene website, [resene.com/ezypaint](http://resene.com/ezypaint).



## Put your colour to the test

No matter how you select your colours, always use testpots to confirm your choices in the area you are planning to paint. Resene testpots are available from your local Resene ColorShop or reseller or you can order online from the Resene website, [shop.resene.com](http://shop.resene.com).



## Choose the right product

We have an extensive range of paints, coatings, wood stains and more to suit your decorating projects. View the Resene Recommended paint systems brochure or ask Resene staff for help choosing the right paint system for your project.



## Enjoy a cooler finish

If you're using dark colours outside, consider choosing a Resene CoolColour finish. Colours made using Resene CoolColour technology reflect more of the sun's heat than the standard colour reducing stress on the coating and substrate and keeping your project cooler. Check with Resene ColorShop or reseller staff to see if a Resene CoolColour is right for your project.



Resene, Licensed products since 1996

## Choose to help the environment

You can minimise the effect your next decorating project has on the environment by choosing one of the Resene range of Environmental Choice approved products.



## Be PaintWise

For tips on minimising the impact of your decorating on the environment see [resene.com/paintwise](http://resene.com/paintwise).

rrp  
**\$9.95**



C11423 - 04/22

Accurate reproduction of the colours shown in this colour range is only available using genuine Resene premium products, tinters and formulations. These are not available from other manufacturers or retailers. Unauthorised use of Resene colours and colour names breaches Resene's copyright and trademark rights. Colours may appear to vary with different gloss levels, lighting, substrate texture and application method and technique. Colours of images are as close as the printing process allows. Always try a Resene testpot or view a physical colour sample before making your final choice. Printed on paper produced in manufacturing facilities which comply with environmental management systems EMAS and ISO 14001, using vegetable-based inks. Please recycle.

© Copyright Resene Paints Ltd May 2000

# Resene

the paint the professionals use

1800 738 383

[resene.com.au](http://resene.com.au)

0800 737 363

[resene.co.nz](http://resene.co.nz)

