

Resene colour charts are updated regularly. This colour chart file is part of the colour chart archive, which we provide so you can view Resene colours that have been available over the years. Most older colours can still be tinted – check with your Resene ColorShop team if you need an older colour for your project.

To view the latest Resene colour charts, visit www.resene.com/colour-charts

Resene









Roof paint systems



Resene

the paint the professionals use

Resene Hi-Glo acrylic roof paint



Before you choose a Resene roof paint system, check the condition of your roof. For example, is it new, weathered or rusty? Details like these will help you get the right advice when you visit your local Resene ColorShop or Reseller, and a better result when you come to paint.

Resene Hi-Glo house and roof paint (see Data Sheet D31) is made with U.V. resistant pigments and tough acrylic polymers to give a long-life high gloss finish on new primed roofs or previously painted roofs. An Environmental Choice approved product, Resene Hi-Glo dries fast to form a flexible, weatherproof surface.

Resene Mica Bond solventborne finish (see Data Sheet RA71) provides extra protection in exposed salt-laden environments with a plate-protection shield (similar to overlapping fish scales) that seals out weather and resists U.V. light, drying to a durable low-lustre finish.

Purpose-designed primers

The Resene roof paint system range includes four purpose-designed primers for you to choose from:

1. Resene Galvo One solventborne galvanised iron primer (see Data Sheet D41) is fast-drying, anti-corrosive and will weld itself to new or old (even lightly rusted) galvanised iron, providing an ideal surface for topcoating. Resene Galvo One is also recommended for use over aluminium. Overcoat within three months of application.

2. Resene Galvo-Prime waterborne galvanised iron primer (see Data Sheet D402) is ideal for use on new galvanised iron or Zinalume. If the substrate is weathered, use only Resene Galvo One.

3. Resene Rust-Arrest anti-corrosive primer (see Data Sheet RA30A) has been designed specifically for red rust problems.

4. Resene Vinyl Etch metal primer (see Data Sheet RA31) is ideal for professional application to galvanised iron, aluminium roofs and sidings and all non-ferrous surfaces.

Resene Roof Wash and Paint Cleaner (see Data Sheet D88) is a concentrated pre-treatment for all new and old unpainted galvanised roofing, and a general cleaner for previously painted surfaces including roofing.

Use Resene Membrane Roofing Primer (see Data Sheet D49) for all sheet rubber roofing systems and for unsurpassed adhesion on bituminous surfaces.

Paint and tank water

Recommended systems for domestic water collection off roofs are Resene Galvo One or Resene Galvo-Prime with either Resene Hi-Glo or Resene Mica Bond. Disconnect all downpipes before applying Resene roof paint. Reconnect downpipes after the first heavy showers have flushed away stabilising surfactants from the new paint film.

Cool Colours

Resene Cool Colours allow you to select your favourite dark colours and keep your cool. Dark colours on areas such as roofing are suntraps soaking in the sun's rays placing significant relentless stress on the coating and the substrate. All dark colours absorb a lot of light. This in isolation is not an issue however in combination with the light absorption dark colours also absorb heat from the infra-red rays of the sun causing significant temperature build up on the surface. White and light coloured paints reflect both light and heat and therefore are not affected.

The unique formulation and materials of Resene Cool Colours allows them to absorb light so they appear visually identical but simultaneously reflect a large proportion of the heat falling on them keeping the surfaces significantly cooler than their standard counterparts. In essence, the colours work by reflecting energy in the near and far infra-red region of the spectrum even though they absorb strongly in the visible region.



Roof: Resene Mid Grey N55-005-250

How much roof paint?

A good rule-of-thumb guide for calculating quantities is: your house's floor area plus about 40% (allows for roof pitch, corrugations, soffit overhang, etc). Trough section roofing can require significantly more. Typically a complete roof paint system requires surface preparation using Resene Roof Wash and Paint Cleaner, one coat of primer and two coats of topcoat at the recommended coverage rate specified on the product packaging.

Colour ranges

The colours on this chart have been chosen for the durability and colour-fastness of their pigments. You can also choose from many other colours found on other Resene colour charts.

COLORSTEEL® colours

Resene roof paints are available in all COLORSTEEL® colours for trims, flashings, gutterings and repaints. For heavy duty applications, Resene can supply a full range of specialist coatings. For further information call your local Resene ColorShop or Reseller.

Added protection

In common with all surface coatings, the colour of your paint finish may be affected by U.V. light. Resene uses the finest pigments commercially available, but even these are liable to change after constant exposure to sunlight. Any changes will be gradual, but after a few years the difference between shaded and exposed areas may become noticeable.

Resene Sun Defier U.V. protective glaze (see Data Sheet D502) may be used as a finish coat over freshly painted bright organic hues and shades to protect these more vulnerable pigments against fading.

The end result being that a Cool Colour will look the same as a standard colour but surface heat will build up slower and to a significantly lower level than a 'not so cool' traditional colour.

In hot summer conditions Cool Colours will help keep the roof temperature down, minimising the energy required to keep homes and buildings maintained at a comfortable temperature. A secondary benefit is that there will be reduced stress on the coating and substrate.

Resene Cool Colour technology performs optimally on dark colours that are the most prone to heat build-up, which makes them ideally suited for dark roofing colours.

See colours marked "cc" on this chart.



Complement with a stained finish

For a natural look, try Resene Waterborne Woodsman (see Data Sheet D57a). Resene Waterborne Woodsman is a transparent wood finish that allows you to colour your timber while still allowing the natural grain to show through. Suitable for all exterior wood surfaces, including fences, decks, gates and outdoor furniture, see the Resene Woodsman chart to view the full range. Or rejuvenate or enhance your timber deck with Resene Kwila Timber Stain, the ideal way to protect your deck and achieve a popular kwila brown finish.



Step this way

Make trafficable areas in and around your home non-skid with Resene Non-Skid Deck & Path (see Data Sheet D303). Available in a desirable low sheen finish, Resene Non-Skid Deck & Path may be tinted to complement existing décor, both inside and out. Combinations of contrasting colours may be used to create decorative effects in courtyards and pathed areas, either as part of a new landscaping plan or to rejuvenate weathered surfaces. See the Resene Decks, paths, driveways and recreational areas chart for more ideas on colouring the great outdoors.



Splash out

After a hard day's work, relaxing in a swimming pool is always popular. Resene Swimming Pool Paint (see Data Sheet D69) has been specially designed for direct application to concrete swimming pools. A pool coated in Resene Swimming Pool Paint 'Magic Blue' will be less affected by chemicals used for treating pools than traditional pigmented pool finishes. The result is a longer lasting colour, giving you more time to enjoy your pool because you'll spend less time repainting it.



Pots of colour

Textured, colourwashed, painted or stained... Resene has a wide range of products suitable for decorating planters. Available in hundreds of colours, Resene testpots allow you to add colour to your garden planters without being left with litres of excess paint. Testpots are available online or from your local Resene ColorShop or Reseller.



'See' the finish

Virtual painting with Resene EzyPaint allows you to visualise the entire colour scheme before the redecorating even starts. Download Resene EzyPaint free from the Resene website or purchase a CD Rom from your local Resene ColorShop or Reseller.



Explore a colour library

View an extensive range of Resene colour swatches in the online Resene colour library, then download the ones you like. Once you have found your favourites, order testpots online and try them out for yourself in the real world. Or browse through the in-store libraries of colour that can be found at most Resene ColorShops. With over 3000 variously coloured A4 swatches to pore over, you're bound to find one that suits.



Put your colour to the test

No matter how you select your colours, always use testpots to confirm your choices in the area you are planning to paint. Resene testpots are available from your local Resene ColorShop or Reseller or you can order online from the Resene website.



Keep it looking good

Annual washing will help maintain the fresh appearance of your paintwork. Follow the recommendations in the Resene Caring for your paint finish brochure or on the Resene website to keep your paint finish looking its best.



Be PaintWise

For tips on minimising the impact of your decorating on the environment see www.resene.co.nz/paintwise.htm.



Enjoy the Resene Promise of quality

Enjoy the Resene Promise of quality on a wide range of Resene premium paints. See your Resene ColorShop or the Resene website for a copy.



Choose to help the environment

You can minimise the effect your next decorating project has on the environment by choosing one of the Resene range of Environmental Choice approved products.



In Australia:

PO Box 785, Ashmore City,
Queensland 4214

Call 1800 738 383, visit www.resene.com.au
or email us at advice@resene.com.au

Resene

the paint the professionals use

In New Zealand:

PO Box 38242, Wellington Mail Centre,
Lower Hutt 5045

Call 0800 RESENE, visit www.resene.co.nz
or email us at advice@resene.co.nz

Colour	Colour code	Tone	Approx LRV %	COLORSTEEL® equivalent
Alert Tan	O52-095-052	O	20	-
All Black	CC N25-001-264	U	4	Ebony
Aluminium	M74-003-235	AL	46	-
Atmosphere	N76-004-127	W	49	Gull Grey
Barley Corn	Y70-065-074	L	41	-
Blue Whale	B35-028-238	D	8	-
Blue Zodiac	M37-024-268	ME	10	-
Bone White	G79-015-099	W	55	Bone White
Botanic	G35-033-153	G	9	Kelp
Bright Charcoal	M29-002-272	ME	6	-
Bright Grey	M47-006-264	ME	16	-
Castlepoint	BR70-050-078	L	41	Straw
Cathedral	M41-002-169	ME	12	-
Cloud Burst	CC B39-022-263	MI	11	-
Coast	B35-023-248	MI	8	Storm Blue
Desert Sand	BR71-036-074	P	42	Desert Sand
Explorer	B43-024-232	MI	13	Pacific Blue
Felix	BR41-016-039	M	12	-
Forecast	B76-010-243	W	50	-
Gauntlet	N57-006-087	MI	25	Sandstone Grey
Gecko	G49-031-149	G	18	Spring Green
Grey Friars	CC N35-004-253	MI	8	Grey Friars
Groundbreaker	CC BR45-021-070	MI	15	Sorrell
Gulf Blue	B39-039-267	M	11	-
Gumboot	CC N34-005-272	MI	8	-
Heatwave	R39-094-036	U	11	Maple
Heavy Metal	M37-011-109	ME	10	-
Helium	G89-013-107	W	75	Cloud
High Tide	CC B36-011-261	MI	9	Indigo Blue
Indian Tan	CC BR37-040-050	O	9	-
Ironsand	CC N36-003-056	MI	9	Ironsand
Jurassic	G40-011-170	MI	11	Gable Green
Karaka	CC G31-010-106	G	7	Karaka
Lattitude	N57-006-142	MI	25	Smokey
Lichen	Y56-030-087	MI	24	Lichen
Lignite	CC BR34-021-058	G	8	Lignite
Maltese	V48-011-288	MI	17	-
Metallic Bronze	M40-023-069	ME	11	-
Metallic Copper	M40-056-036	ME	12	-
Mid Grey	CC N55-005-250	MI	23	-
New Denim Blue	CC B39-012-250	MI	11	New Denim Blue
Old Copper	M45-048-056	ME	15	-
Outback	BR64-029-071	L	32	Stone
Paddock	G56-028-117	M	24	Mist Green
Palm Green	G34-023-164	G	8	-
Permanent Green	G37-031-154	G	9	Permanent Green
Pioneer Red	R39-075-033	RO	11	Pioneer Red
Racing Green	CC G30-012-182	U	6	-
Rattlesnake	M34-015-036	ME	8	-
Red Oxide	R35-080-034	RO	9	-
Rivergum	G47-022-138	G	16	Rivergum
Rustic Red	R29-033-024	RO	6	-
Scoria	R36-049-033	RO	9	Scoria
Seaweed	G38-025-121	O	10	-
Sirocco	G59-013-160	L	27	-
Smooth Cream	Y84-041-081	W	65	Smooth Cream
Sponge	G90-012-101	W	76	Foam
Squall	CC N38-006-103	MI	10	Thunder Grey
Steel Grey	CC N42-006-256	MI	12	-
Stratos	B31-030-276	D	7	-
Sword	M66-002-254	AL	36	-
Titania	G84-012-095	W	67	Titania
Toi Toi	Y77-033-087	P	51	Ivorie
Tornado	B28-020-264	U	5	-
Trainspotter	M40-010-131	ME	11	-
Twizel	O51-083-050	O	20	Terracotta
Undercurrent	CC B49-037-228	MI	17	Azure
Venetian Red	R35-067-026	MG	9	-
Vulcan	M32-008-267	ME	7	-
Western Red	R37-084-027	MG	9	-
Winchester	M50-006-077	AL	19	-
Yellow Metal	M52-053-080	ME	20	-

Key:

AL = Aluminium D = Deep G = Green L = Light M = Mid
ME = Metallic MI = Mid grey MG = Magenta O = Ochre P = Pastel
RO = Red oxide U = Ultra deep W = White CC = Available as a Cool Colour

Note 1: The approximate light reflectance value (LRV) of a colour indicates the amount of visible light that a colour will reflect. Black has a light reflectance value of 0% and absorbs all light. The surfaces are consequently very dark and can get very hot. In contrast, white has a light reflectance value of 100% and keeps a building light and cool. All colours fit within these two extremes. Resene Cool Colours look the same as standard colours but are formulated to reflect the sun's energy and have better heat and total solar reflectance (TSR) properties. They reflect the same visible light as a standard colour but reflect significantly more heat, keeping the coating, substrate and building cooler.

Note 2: Tones listed above are subject to change if colours are reformulated.

Note 3: Colours may be available in selected products or sizes only. Check with Resene ColorShop or Reseller staff to ensure your selected colour is available in the product and/or size you require.

