

Resene

Metallics

AN INNOVATION IN COLOUR
MOVEMENT AND ENERGY

exterior/interior



Resene

the paint the professionals use

* AVAILABLE ONLY
UPON REQUEST


Resene Metallics

AN INNOVATION IN COLOUR MOVEMENT AND ENERGY

exterior/interior



BLAST GREY 1 11MB10



BLAZER 12MB10



LUCIFER 13MB10



SPUTNIK 14MB10



MICA 15MB10



WIZARD 16MB10




KLINGON 17MB10



MYSTIFY 18MB10



SOLAR 19MB10



BLAST GREY 2 11MB20



STARSHIP 12MB20



DIGITAL BLUE 13MB20




TITAN BLUE 14MB20



ODYSSEY 15MB20



SPOCK 16MB20



MODULAR GREEN 17MB20



OPTIC 18MB20



NIGHT CAT 19MB20



BLAST GREY 3 11MB30



ROCKET 12MB30



NIGHT SKY 13MB30



DALEK 14MB30



PHASER 15MA30



ZING 16MB30



ENTERPRISE 17MB30



POLARIZE 18MB30



BLAST YELLOW 19MB30



ALUMINIUM 11MA40



MACH TWO 12MA40



OBSESSION 13MB40



SCOTTY SILVER 14MA40



TUBE BLUE 15MA40



ATLANTIS 16MA40



PHANTOM 17MB40



THE BYTE 18MB40



GOLD DUST * 19MG40



SILVER ALUMINIUM 11MA50



QUADRANT 12MA50



NITRO 13MA50



STARGATE 14MA50



CHOPPER 15MA50



PROTON 16MA50



STUN 17MA50



SECTOR 18MA50



GOLD * 19MG50

Resene Metallics are available in two finishes

Resene Imperite IF503

A spray-applied high performance coating for use on steelwork, concrete and joinery.

Resene Enamacryl Metallic (Acrylic Enamel)

A waterborne alternative to Resene Imperite IF503, developed for brush, roller and spray application. Recommended for exterior concrete, plaster, interior walls and joinery, Resene Enamacryl Metallic complies with Environmental Choice standards.



Colour on steelwork; *Rocket*.

Substrate	Surface Prep	First Coat *	Second Coat	Third Coat	Application Notes
Exterior Cementitious Plaster	D83	Quick Dry	Enamacryl Metallic	Enamacryl Metallic	Brush/Roller Note 1
Gib Board (Anaglypta, Scandatex, etc.)	D84, D85	Broadwall	Enamacryl Metallic	Enamacryl Metallic	Brush/Roller Note 2
Gib Board	D84, D85	Broadwall	Enamacryl Metallic	Enamacryl Metallic	Spray Note 2
Interior MDF – Joinery/Doors	D82	Quick Dry	Enamacryl Metallic	Enamacryl Metallic	Brush/Roller Note 2
Exterior Galvanised Steel	D89	Armourcote 220	Imperite IF 503 Metallic	Imperite IF 503 Metallic	Spray Note 3
Interior/Exterior Concrete Floor	D83	Armourcote 510	Imperite IF 503 Metallic	Uracryl 400 Series	Spray Note 4
Interior MDF Joinery	D82	Ultrafill 654	Imperite IF 503 Metallic	Imperite IF 503 Clear	Spray

NOTES

- Systems will vary depending on the condition of the substrate. For example, if the substrate is porous, substitute Resene Sureseal for Quick Dry and topcoat in your chosen Enamacryl Metallic.
- Durability and washability is enhanced with a final coat of Resene Aquaclear Gloss.
- Resene Metallics can be applied over existing substrates by changing the priming requirements – refer Resene Engineered Coating Systems manual.
- Resene Imperite IF 503 must be sprayed, however the Resene Uracryl 400 series can be brushed or rolled. (Uracryl cannot be sprayed unless appropriate precautions are observed.)

* As a result of the nature of the metallic flakes the underlying colour has a bearing on the final appearance. To ensure colour accuracy, Resene Paints has formulated a range of first coat tinted colours specifically for the Metallic Range.



Colour on cupboards; *Sputnik*.

Resene Metallics are different in chemistry to standard acrylics and epoxies and need to be handled with precision and care. Slight variations in colour can occur between Enamacryl and Imperite IF503 due to the inherently different film formation mechanisms.

Surface Preparation

A superb finish demands excellent surface preparation, and a level 5 finish is recommended when painting Gib to minimise surface imperfections.

Application

The orientation of the metallic flake is important and care needs to be taken particularly when cutting in. It is advisable to take the roller as close as possible to the edge to reduce the change in appearance that can occur when the metallic flakes are applied by brush and roller.

This is caused by the flakes laying at opposing angles and therefore reflecting light at different angles. When painting interior walls it is advised to paint opposite walls first, to avoid marking in the corners.

The use of clear overcoats can improve the cleanability and abrasion resistance of **Resene Metallics** whilst adding an extra subtle dimension to the appearance. They also improve the colour retention of the more sensitive colours.

Touch ups should be avoided as differences in appearances may be apparent. An entire application is preferred to provide a uniform finish and as a result a slight deepening of colour may occur.

For best results, surface preparation and application techniques are critical. Either refer to Product Data Sheet No.309a in the One-Line Specification manual or talk to a Resene sales staff member at your local Resene ColorShop.

Remember – Resene is only a phone call away on

0800 RESENE (737 363)

Resene Metallics

AN INNOVATION IN COLOUR MOVEMENT AND ENERGY

Explore a whole new range of shimmering colours with Resene Paints' innovative collection of metallic finishes – **Resene Metallics**.

Resene Paints has pushed the boundaries of colour, design and technology with the launch of its metallic range of 45 spectacular colours in alloys, golds, industrial greys and lustrous, powerful colours.

With systems developed for virtually any use, **Resene Metallics** will transform and add an extra dimension to a wide range of areas from exterior concrete and steelwork through to interior feature walls, doors, joinery and furniture.



Above: Colour on wall; **Polarize**.
Left: Colour on building exterior; **Gold Dust**.

Like a chameleon that changes colour according to its surroundings, light striking a surface coated with **Resene Metallics** creates the unexpected illusion of colour movement. A building coated with **Resene Metallics**, shimmers in response to the sun's position and intensity.

EXCITING NEW COLOUR TOOL



The Range, conceived for the year 2000, is a collection of classic and contemporary colours. Presented in a 'fan deck', **The Range** is a leading-edge colour tool favoured by colour professionals.

Resene Paints Limited

32 - 50 Vogel Street, Lower Hutt, New Zealand, P.O. Box 38-242, Wellington Mail Centre.
Telephone: (04) 577 0500 0800 RESENE (737 363) Fax: (04) 577 0600 email: advice@resene.co.nz
website: www.resene.co.nz Branches throughout New Zealand.

