

Resene colour charts are updated regularly. This colour chart file is part of the colour chart archive, which we provide so you can view Resene colours that have been available over the years. Most older colours can still be tinted – check with your Resene ColorShop team if you need an older colour for your project.

To view the latest Resene colour charts, visit [www.resene.com/colour-charts](http://www.resene.com/colour-charts)

# Resene

## Lumbersider

### naturals

exterior/interior



Resene  
Total Colour  
System



Resene

the paint the professionals use

\* Available in 10 litre pails


# Resene Lumbersider



Dallas \* 3B004 Kenyan Copper 1R034 Redwood \* 1R023 Heath 1R057



McKenzie \* 3Y023 Copper Canyon \* 2Y066 Pueblo \* 2R024 Burnt Crimson 1BR52



Muddy Waters 4Y025 Cape Palliser \* 1.5Y061 Desert \* 3Y067 Prairie Sand 2R043



Tussock 3Y031 Potters Clay 3Y069 Kalgoorie Sands 4R001 Sante Fe 4R016



Essential Cream 4.5Y031 Dusty Road 5B072 Rodeo Dust 6B001



Manuka Honey 5Y031 Sour Dough \* 6B003 Spanish White \* 8Y025



Gunmetal 1.5GR68



Holly \* 1GO66



Big Stone \* 2B93



Dark Slate \* 3GR70



Gordons Green \* 1GO53



Timber Green \* 1GO58



Woodsmoke \* 1.5GR73



Rolling Stone 4GR70



Forest Green \* 1.5GO49



Bottle Green \* 1GO60



Lynch 5B93




Blue Smoke 5GR73



Cabbage Pont 4GO47



Sherwood Green 1BG39



Neutral Bay \* 5B84




Green Spring \* 8GO47



Spanish Green 6GO52



El Paso \* 1GO48



Longitude \* 6.5B86



Hermitage \* 7BG52




Flax 5GO21



Wilderness 4.5GO17




Bounty \* 6B88



Rakaia \* 6.5GR16




Moon Mist \* 7.5GR03



Thistle 7GO03



Karaka \* 1GO16



Cannon Black \* 1B030



Black \* 1GR43



Ebony Clay \* 1GR52



Tumbleweed \* 2GO13




Mission Brown \* 1B067



Marshland \* 1GO47



Yasna 3GR28




Go Ben \* 3GO13



Bronze \* 1B002



Gravel 2.5GR11



Bazaar 5R070




Mondo 3GR08



Cedar \* 1B058




Stonewall 4B090



Cement 4.5B080




Montoya 4GR77



Dakota \* 2.5B067




Nomad 5.5B025



Pale Oyster 6GO01




Friar Grey 5GR08




Alpaca \* 7B072




Tana \* 6.5GO09



Ash \* 7GR01



White Pointer \* 7.5B030



Dover White \* 7GR31



## Resene Lumbersider all purpose acrylic is a 100% acrylic low sheen finish specifically designed to withstand the rigours of the environment while enhancing and protecting exterior surfaces including timber.

With a range of 74 carefully chosen colours in warm, earthy tones, Resene Lumbersider solid timber colours will greatly enhance any project.

### Where to use Resene Lumbersider

Resene Lumbersider is an ideal all purpose acrylic paint for all exterior timber surfaces, new or weathered, rough sawn or dressed as well as many other substrates, including cementitious surfaces. Some surfaces will require a primer - consult your local Resene ColorShop or Reseller for advice.

Timber is a beautiful natural product that will give years of useful life if properly protected. It is also a dimensionally unstable material that expands and contracts with changing moisture content. The timber surface is eroded by ultra violet light, normally changing to a grey colour, leaving cellulose fibres exposed on the surface. Timber also provides a source of nutrients for mould growth.

A protective system for timber needs to combat these three sources of aggression, viz. water, ultra violet light and mould. Some timbers contain resins and oils that can affect the performance of paint, such as resin pockets in pine that can soften and bleed through paints, oils in teak that can prevent penetration and adhesion of paint, and antioxidants in totara and matai that will inhibit the drying of solventborne paints.

Sharp edges on timber are very difficult to paint as paint tends to flow away from edges leaving weak spots. For best results these sharp edges should be sanded to a rounded profile prior to painting. Rough sawn timber can demand up to twice the amount of paint as dressed timber, especially for the first coat.

**CAUTION:** Sanding dust from some hardwoods is considered carcinogenic and all timber sanding dusts should be considered potentially harmful. Always wear an efficient dust mask.



Fence and gate: Resene Mondo; Gate trim: Resene Ebony Clay.



Timber walls: Resene Pale Oyster; Adobe walls: Resene Dover White; Roof: Resene Hi-Glo Rustic Red.

## Surface Preparation

### Remove all moss and mould

Thoroughly clean down to remove all loosely adhered material. Treat areas of moss or mould infestation with Resene Moss & Mould Killer (see Data Sheet D80), correctly diluted with clean water. Leave for up to forty eight hours to achieve full kill. For heavy infestations further applications may be needed. Wash thoroughly with clean water to remove all residue.

### Clean surfaces

Thoroughly wash down with detergent and water to remove all dirt, dust, grease, moss and mould residue, cobwebs and other contaminants. Rinse thoroughly with clean water. Allow to dry.

### Sand surfaces

Thoroughly sand (always along the grain) to remove minor imperfections and any loose surface fibres. Loose fibres can be assumed to be present if the timber is left exposed to the weather for more than one week.

### Pre-treatment of timber

Resene TimberLock (see Data Sheet D48) improves the dimensional stability of the timber, as well as improving its fungal, water and ultra violet light resistance. The use of Resene TimberLock improves the durability of subsequently applied topcoats. It is especially recommended on cedar that is to be painted; on old weathered timber and on timber that needs to remain dimensionally stable.

- N.B.**
- (1) Always coat any end grain prior to erection.
  - (2) Never coat timber when its moisture content is higher than 17%.
  - (3) Always carry out filling procedures after priming.

### Application - decks

Apply at least two full coats of Resene Lumbersider allowing a minimum of two hours drying between coats. Decks will benefit from a third coat applied after the first summer season.



Deck: Resene Kwila Decking Stain; Wall: Resene Spanish Green; Deck wall: Resene Spanish White.


**N.B.** Dark colours absorb the sun's rays and can significantly raise the surface temperature. This can subsequently stress and possibly damage unstable substrates such as imperfectly dried timber, certain plastics such as PVC and old, embrittled paint systems.





## Roof revival

Revive your faded roof and boost your roof's defence against the elements with Resene Hi-Glo gloss acrylic. Resene Hi-Glo is made with UV-resistant pigments and tough acrylic polymers to give a long-life high gloss finish on new primed or previously painted roofs. See the Resene Hi-Glo colour chart.



## Complement with a stained finish

For a natural look, try Resene Waterborne Woodsman. Resene Waterborne Woodsman is a transparent wood finish that allows you to colour your timber while still allowing the natural grain to show through. Suitable for all exterior wood surfaces, including fences, decks, gates and outdoor furniture, see the Resene Woodsman chart to view the full range. Or rejuvenate or enhance your timber deck or furniture with Resene Kwila Timber Stain, the ideal way to protect your deck or furniture and achieve a popular kwila brown finish.



## Step this way

Make trafficable areas in and around your home non-skid with Resene Non-Skid Deck & Path. Available in a desirable low sheen finish, Resene Non-Skid Deck & Path may be tinted to complement existing décor, both inside and out. Combinations of contrasting colours may be used to create decorative effects in courtyards and pathed areas, either as part of a new landscaping plan or to rejuvenate weathered surfaces. See the Resene Decks, Paths, Driveways and Recreational Areas chart for more ideas on colouring the great outdoors.



## Splash out

After a hard day's work, relaxing in a swimming pool is always popular. Resene Swimming Pool Paint has been specially designed for direct application to concrete swimming pools. A pool coated in Resene Swimming Pool Paint 'Magic Blue' will be less affected by chemicals used for treating pools than traditional pigmented pool finishes. The result is a longer lasting colour, giving you more time to enjoy your pool because you'll spend less time repainting it.



## Pots of colour

Textured, colourwashed, painted or stained... Resene has a wide range of products suitable for decorating planters. Available in hundreds of colours, Resene testpots allow you to add colour to your garden planters without being left with litres of excess paint. Testpots are available online or from your local Resene ColorShop or Reseller.



## 'See' the finish

Virtual painting with Resene EzyPaint allows you to visualise the entire colour scheme before the redecorating even starts. Resene EzyPaint can be downloaded free from the Resene website [www.resene.co.nz](http://www.resene.co.nz) (NZ), [www.resene.com.au](http://www.resene.com.au) (AUST) or purchased on CD Rom from your local Resene ColorShop or Reseller.



## Explore a colour library

View an extensive range of Resene colour swatches in the online Resene colour library, then download the ones you like. Once you have found your favourites, order testpots online and try them out for yourself in the real world. Or browse through the in-store libraries of colour that can be found at most Resene ColorShops. With over 2000 variously coloured A4 swatches to pore over, you're bound to find one that suits.



## Put your colour to the test

No matter how you select your colours, always use testpots to confirm your choices in the area you are planning to paint. Resene testpots are available from your local Resene ColorShop or Reseller or you can order online from the Resene website.



## Choose to help the environment

You can minimise the effect your next decorating project has on the environment by choosing one of the Resene range of Environmental Choice approved products.



## Caring for your paint finish

Annual washing will help maintain the fresh appearance of your paintwork. Follow the recommendations in the Resene Caring for your Paint Finish brochure or on the Resene website to keep your paint finish looking its best.



# Resene

the paint the professionals use

In New Zealand: 32-50 Vogel Street, Lower Hutt, PO Box 38-242, Wellington Mail Centre  
Call 0800 RESENE, visit [www.resene.co.nz](http://www.resene.co.nz) or email us at [advice@resene.co.nz](mailto:advice@resene.co.nz)

In Australia: PO Box 785, Ashmore City, Queensland 4214  
Call 1800 738 383, visit [www.resene.com.au](http://www.resene.com.au) or email us at [advice@resene.com.au](mailto:advice@resene.com.au)

Colour	Total Colour Reference	Tone	Approx RV %
Alpaca	7B072	W	60
Ash	7GR01	W	55
Bazaar	5R070	P	28
Big Stone	2B93	LG	9
Black	1GR43	U	4
Blue Smoke	5GR73	P	31
Bottle Green	1G060	A	8
Bounty	6B88	W	41
Bronze	1B002	G	9
Burnt Crimson	1BR52	MG	6
Cabbage Pont	4G047	D	14
Cannon Black	1B030	O	6
Cape Palliser	1.5Y061	O	16
Cedar	1B058	A	9
Cement	4.5B080	L	26
Copper Canyon	2Y066	O	14
Dakota	2.5B067	LG	18
Dallas	3B004	O	14
Dark Slate	3GR70	LG	14
Desert	3Y067	O	18
Dover White	7GR31	W	61
Dusty Road	5B072	L	31
Ebony Clay	1GR52	LG	8
El Paso	1G048	O	8
Essential Cream	4.5Y031	L	56
Flax	5G021	L	29
Forest Green	1.5G049	G	9
Friar Grey	5GR08	P	27
Go Ben	3G013	LG	23
Gordons Green	1G053	A	6
Gravel	2.5GR11	M	12
Green Spring	8G047	W	51
Gunmetal	1.5GR68	D	5
Heath	1R057	U	8
Hermitage	7B52	W	54
Holly	1G066	G	6
Kalgoorie Sands	4R001	L	37
Karaka	1G016	G	7
Kenyan Copper	1R034	U	10
Longitude	6.5B86	W	53
Lynch	5B93	P	27
Manuka Honey	5Y031	P	63
Marshland	1G047	A	6
McKenzie	3Y023	O	23
Mission Brown	1B067	A	8
Mondo	3GR08	M	13
Montoya	4GR77	L	27
Moon Mist	7.5GR03	W	65
Muddy Waters	4Y025	M	34
Neutral Bay	5B84	W	35
Nomad	5.5B025	P	42
Pale Oyster	6G001	L	35
Potters Clay	3Y069	D	20
Prairie Sand	2R043	D	15
Pueblo	2R024	O	10
Rakaia	6.5GR16	W	56
Redwood	1R023	O	10
Rodeo Dust	6B001	P	47
Rolling Stone	4GR70	P	26
Sante Fe	4R016	M	28
Sherwood Green	1B39	U	8
Sour Dough	6B003	W	55
Spanish Green	6G052	L	32
Spanish White	8Y025	W	70
Stonewall	4B090	L	26
Tana	6.5G009	W	52
Thistle	7G003	P	55
Timber Green	1G058	A	8
Tumbleweed	2G013	O	8
Tussock	3Y031	M	39
White Pointer	7.5B030	W	72
Wilderness	4.5G017	M	31
Woodsmoke	1.5GR73	G	6
Yasna	3GR28	L	14

**NEUTRAL CHOICE**  
ENVIRONMENTAL CHOICE APPROVED

**TONE KEY:**  
 A = Accent      D = Deep  
 G = Green      L = Light      LG = Light Grey  
 M = Mid      MG = Magenta      O = Ochre  
 P = Pastel      U = Ultra Deep      W = White

**Note 1:** The approximate reflectance value (RV) of a colour indicates the amount of light and heat that a colour will reflect. Black has a reflectance value of 0% and absorbs all light and heat. The surfaces are consequently very dark and can get very hot. In contrast, white has a reflectance value of 100% and keeps a building light and cool. All colours fit within these two extremes.

**Note 2:** Tones listed above are subject to change if colours are reformulated.

**Note 3:** Colours may be available in selected products or sizes only. Check with Resene ColorShop or Reseller staff to ensure your selected colour is available in the product and/or size you require.



9 418022 018605