

**NB. This chart is from the
Resene historical file.
Please refer to current
Resene colour charts
for the latest colour options**

Resene Hi-Glo acrylic roof paint



The Paint the Professionals use



BLUE SLATE




RUSTIC RED



+ FERN




* BRIGHT CHARCOAL




* METALLIC COPPER



* SILVER BROWN



EBONY



VENETIAN RED



CHALET GREEN



* BRIGHT GREY



* SILVER BLUE



* METALLIC BRONZE

Resene


Hi-Glo acrylic roof paint

- STANDARD 24 COLOURS PLUS — THE COLOURS IN THE BSS 2660-4800-5252 RANGES.
- USE ONLY RESENE GALVO-ONE PRIMER ON ALL NEW GALVANISED IRON.
- RESENE HI-GLO ACRYLIC ROOF PAINT AND GALVO-ONE PRIMER ARE NON TOXIC.
- EASY APPLICATION — EASY WASH UP IN WATER.


+ Available in oil-based Alkyd Roof Paint.
* Contains micaceous iron oxide.




STEEL GREY



+ RED OXIDE



GABLE GREEN



+ INDIAN TAN



COCOA BROWN



NEW AMBER



+ MID GREY



SHINGLE FAWN



THATCH GREEN



* METALLIC GREEN



MOROCCO BROWN



ALERT TAN

Resene Hi-Glo acrylic roof paint

Hi-Glo acrylic roof paint is formulated on a 100% acrylic emulsion for ease of application and maximum life.

Fashion Colours

Available in 24 modern light fast fashion shades including seven micaceous Iron Oxide colours for the today look.

Hi-Glo roof colours are also available in the BSS 2660 range — 101 colours, BSS 4800 range — 88 colours, BSS 5252 range — 235 colours.

Non-toxic

Hi-Glo roof paint is non-toxic and therefore roofs painted with Hi-Glo may be used for the collection of drinking water.

It is recommended that the downpipes are disconnected for the first shower of rain and later reconnected.

Surfaces

Primed galvanised iron — asbestos — concrete roofing tiles.

Spreading rate

Apply at 12 to 14 square metres per litre. Do not apply at temperatures below 10 °C and avoid painting in hot sunny conditions (work on the shady side).

Application — New Iron

Ensure surface is clean and free from oil, grease, dirt and salt contamination. If any signs of the above, wash thoroughly with detergent and clean water.

1. Apply One Coat Resene Galvo-One galvanised iron primer (see pamphlet). Allow 24 hours before overcoating.
2. Apply two coats Resene Hi-Glo roof paint allowing 4 hours between coats.

Application — Old Iron and Repaints

Ensure surface is clean and free from contaminants as above. Remove all loosely adhering paintwork by wire brushing or preferably by water blasting.

1. Prime all bare areas with Resene Galvo-One (areas showing brown rust formation should be double primed).
2. Apply Two Coats Resene Hi-Glo roof paint allowing 4 hours between coats.

On tile and asbestos roofing, waterblast clean and treat with Resene Moss and Mould Killer before painting (see pamphlet).

Clean Up

Brushes and equipment wash out in water.

Resene Alkyd Roof Paint

(Turps thinned) is available in the following colours off this chart: Fern, Red Oxide, Mid-Grey and Indian Tan.

Resene Micabond is a heavy-duty, alkyd reinforced, Micaceous Iron Oxide barrier type coating manufactured to Ministry of Works & Development specifications CD 504. Micabond is particularly suited to harsh marine environments and is available in Silver Grey, Medium Grey and Dark Grey.

Ask to see the Resene British Standard Specification 101 and 5252 colour ranges



Resene Paints Limited

GOUGH STREET, LOWER HUTT. P.O. BOX 36-006. PHONE 684-319. TELEGRAMS "RESENE".
BRANCHES: AUCKLAND, HAMILTON, HASTINGS, NAPIER, CHRISTCHURCH, DUNEDIN.