

Resene colour charts are updated regularly. This colour chart file is part of the colour chart archive, which we provide so you can view Resene colours that have been available over the years. Most older colours can still be tinted – check with your Resene ColorShop team if you need an older colour for your project.

To view the latest Resene colour charts, visit [www.resene.com/colour-charts](http://www.resene.com/colour-charts)

# Resene

## Decks, paths, driveways and recreational areas



# Resene

the paint the professionals use

## Resene Waterborne Sidewalk

Giving your steps and porch a fresh coat of paint can do wonders for the overall look of your entranceway. Simply wash down the existing coating, remove any loose flaking material and recoat using two coats of Resene Waterborne Sidewalk (see Data Sheet D38a).

Resene Waterborne Sidewalk is an Environmental Choice approved interior/exterior general purpose paving paint, based on a tough, flexible polyurethane resin to give maximum durability and abrasion resistance in a single pack finish.

Ideal for use on steps, decking, concrete, porches, suitably primed timber and composite boards, garage floors and light industrial floors.

Resene Waterborne Sidewalk colours are also available in Resene Uracryl where a high performance two pack system is preferred.

The palette shown is a taste of the colours available in Resene Waterborne Sidewalk. Choose from over 1000 Resene colours from the Resene Total Colour System tinted from white, light, pastel, deep and ultra deep tone.



Delta™ with Resene SRG Grit

Where extra slip-resistance is desired, add Resene SRG Grit.

The palette shown is a taste of the colours available in Resene Waterborne Sidewalk. Choose from over 1000 Resene colours from the Resene Total Colour System tinted from white, light, pastel, deep and ultra deep tone.

cc = Also available as a Resene CoolColour™. A change in tone or product may be required for some colours to achieve a Resene CoolColour effect.

## Resene Non-Skid Deck & Path

Resene Non-Skid Deck & Path (see Data Sheet D313) has been designed to provide a comfortable walking surface for all interior and exterior situations where a non-skid finish is desired.

Available in a desirable low sheen finish, Environmental Choice approved Resene Non-Skid Deck & Path may be tinted to complement existing décor, both inside and out. Combinations of contrasting colours may be used to create decorative effects in courtyards and pathed areas, either as part of a new landscaping plan or to rejuvenate weathered surfaces.

It is recommended that a light colour is applied to the edge of each step to clearly identify the edge of each step reducing the likelihood of accident. Resene Pompeii should not be used on broad surface areas as it will be more prone to dirt marking.

Quick and easy to apply, trafficable areas may be upgraded and coloured with minimal disruption. Use Resene Paint Prep and Housewash (see Data Sheet D812) to quickly refresh any Resene Non-Skid Deck & Path surface that has become covered in dirt.



## Resene Concrete Stain


For a natural look, add colour to cementitious surfaces with Resene Concrete Stain (see Data Sheet D58).

An interior/exterior solventborne acrylic stain designed to penetrate the surface of concrete and masonry, Resene Concrete Stain forms a tough low sheen finish that protects and enhances the natural texture of the concrete.

Suitable for use on concrete driveways, paths, carports, swimming pool surrounds and light industrial floors or anywhere concrete blocks, poured concrete, paving stones and cobblestones are used.

Resene Concrete Conservor, a clear gloss, is also available for protecting quarry tiles, exposed aggregate, slate and concrete from dirt, dust and other contaminants.

Resene Concrete Stain performs best on porous concrete. The desired effect may be more difficult to achieve on smooth concrete.



## Resene Kwila Timber Stain

Rejuvenate, enhance and protect your timber deck or outdoor furniture with Resene Kwila Timber Stain (see Data Sheet D501). Ideally suited for new or weathered Kwila, it is also suitable for use over other exotic hardwoods, adding colour to the timber while still allowing the natural grain to show through. A Resene Kwila Timber Stain finish will typically require maintenance after one or two summers.



Kwila Brown™

## Resene Woodsman

Tired weathered timber decks can be rejuvenated quickly with Environmental Choice approved Resene Woodsman Decking Stain (see Data Sheet D57D), a waterborne modified oil based stain developed especially for new and weathered decking. Decorators will enjoy the quick and easy water clean up, lower volatile organic compounds (VOCs) and the absence of the solvent fumes associated with traditional solventborne stains.

Resene Woodsman Wood Oil Stain (see Data Sheet D57) is available in a range of colours suitable for decks and other exterior timber areas.

See the Resene Exterior woodcare chart for colour options.

## Resene Tennis Court Coating

Resene Tennis Court Coating (see Data Sheet D303) is a 100% acrylic coating filled with graded silicas designed for use on both concrete and composite courts to give a durable, tough topping with excellent traction and even 'slow' bounce properties tested to ITF standards. It may be used to upgrade bare bitumen or bare concrete courts or to maintain previously painted tennis courts. Environmental Choice approved Resene Tennis Court Coating is easy to apply by brush, synthetic fibre roller, spray or squeegee and may be applied by either volunteers or professional contractors.

Both Resene products suitable for use on tennis courts - Resene Tennis Court Coating and Resene Blacktop - dry quickly ensuring that tennis courts may be coated quickly and easily and be back into action within a few days. Use Resene Lumbersider white (see Data Sheet D34) for court markings.



Dark Blue 10TC40



Blue 10TC50



Dark Green 10TC30



Green 10TC10



Terracotta 10TC20

Some colours available only on request (minimum volumes may apply). Other colours can also be formulated on request (minimum volumes may apply).

## Resene Swimming Pool Paint



Magic Blue 10SP10

After a hard day's work, relaxing in a swimming pool is always popular.

Resene Swimming Pool Paint (see Data Sheet D69) has been specially designed for direct application to concrete swimming pools.

A pool coated in Resene Swimming Pool Paint Magic Blue will be less affected by chemicals used for treating pools than traditional pigmented pool finishes. The result is a longer lasting colour, giving you more time to enjoy your pool because you'll spend less time repainting it.


## Resene Squash Court Coating

Resene Squash Court Coating (see Data Sheet RA406) is a two pack waterborne epoxy especially developed for coating squash court walls to give a durable tough coating with excellent resistance to abrasion, unsurpassed adhesion to appropriately prepared surfaces and excellent resistance to chemical solvents and water. The waterborne formulation overcomes the risk of solventborne products in areas of restricted ventilation.


Resene Squash Court Coating is easy to apply by brush, roller or airless spray, and may be applied by either volunteers or professional contractors. Supplied as a six litre unit, two unit packs of mixed material will provide sufficient product to apply one coat to the squash court playing area. Use red adhesive stickers or Resene Uracryl 403 (see Data Sheet RA56) for court markings.




Yellow 10SQ20



Green 10SQ30



White 10SQ10



Blue 10SQ40

## Resene Blacktop

Resene Blacktop (see Data Sheet D304) is a cold-applied, heavy bodied, slip resistant topping for use on asphalt. Based on a bitumen emulsion with graded fillers, Resene Blacktop dries to produce a durable weather and wear resistant finish. For best results apply with a Resene hi-solids roller. Ideal for use on paths, driveways, tennis courts and other recreational areas. Environmental Choice approved.

Some colours available only on request (minimum volumes may apply).



Black



Green



Red

Colours are as close as printing process allows

## Resene Grassmarking Paint

Ground markings are a critical part of all field games. Resene manufactures specially formulated Resene Grassmarking Paint, suitable for marking out lines and field areas on grass without harming the grass itself.

Available in 10 litre pails of white, other colours are available on request (minimum volumes may apply). Depending on the concentration of colour required, Environmental Choice approved Resene Grassmarking Paint may be thinned by 2-3 parts water making it a cost-effective option for all field marking projects.

## Resene Cemseal

Environmental Choice approved Resene Cemseal (see Data Sheet D504) is a clear penetrating concrete sealer and dust coat. It's a non-decorative coating for use on industrial and domestic concrete floors and trafficable areas where a low cost, easily applied and maintained method of controlling concrete dusting is required.

Resene Cemseal facilitates dust control by providing an easy to clean surface.

## Products for all projects

**Resene has a comprehensive range of products and decorating tools for all areas in and around your home or business, including products that are ideal for all those backyard projects.**



### Colour timber

Resene Lumbersider will add colour to all wooden surfaces in next to no time. Wash your fence or deck down using Resene Paint Prep and Housewash (see Data Sheet D812) and rinse off with water. Treat existing mould with Resene Moss & Mould Killer (see Data Sheet D80), ensuring you rinse off the solution with copious amounts of freshwater. Allow to dry, then coat with Resene Lumbersider.



### Complement with a stained finish

For a more natural look, try Resene Waterborne Woodsman (see Data Sheet D57a), a transparent wood finish that allows you to recolour your timber while still allowing the natural grain to show through. Suitable for all exterior wood surfaces, including fences, gates, weatherboards and planters. See the Resene Exterior woodcare chart to choose from the range of transparent wood stains in limed, traditional and brights.



### Colour your planters

Textured, colourwashed, painted or stained, Resene have a wide range of products suitable for decorating planters. Available in hundreds of colours, Resene testpots allow you to add colour to your garden planters without being left with litres of excess paint. For a more earthy finish use Resene AquaShield (see Data Sheet D601), a dead flat mineral effect finish, available in a wide range of natural colours.



### Caring for your paint finish

Annual washing will help maintain the fresh appearance of your paintwork. Follow the recommendations in the Resene Caring for your paint finish brochure or on the Resene website to keep your paint finish looking its best.



### 'See' the finish

Virtual painting with Resene EzyPaint allows you to visualise the entire colour scheme before the redecorating even starts. Available free from the Resene website, [www.resene.com/ezypaint](http://www.resene.com/ezypaint).

### Trial first

Always trial your selected product on a representative surface to ensure it gives the result you want on the actual surface you are painting or staining before commencing the full project.

### Be PaintWise

For tips on minimising the impact of your decorating on the environment see [www.resene.com/paintwise.htm](http://www.resene.com/paintwise.htm).

### Enjoy the Resene Promise of Quality Guarantee

Enjoy the Resene Promise of Quality Guarantee on a wide range of Resene premium paints. See your Resene ColorShop or the Resene website for a copy.

### Choose to help the environment

Resene. Licensed products since 1996

You can minimise the effect your next decorating project has on the environment by choosing one of the Resene range of Environmental Choice approved products.

Our commitment to sustainability led to Resene being named Sustainable Business of the Year at the 2010 National Sustainable Business Awards.

### In Australia:

PO Box 785, Ashmore City,  
Queensland 4214

Call 1800 738 383, visit [www.resene.com.au](http://www.resene.com.au)  
or email us at [advice@resene.com.au](mailto:advice@resene.com.au)

# Resene

the paint the professionals use

### In New Zealand:

PO Box 38242, Wgtn Mail Centre,  
Lower Hutt 5045

Call 0800 RESENE (737 363), visit [www.resene.co.nz](http://www.resene.co.nz)  
or email us at [advice@resene.co.nz](mailto:advice@resene.co.nz)

