

Resene colour charts are updated regularly. This colour chart file is part of the colour chart archive, which we provide so you can view Resene colours that have been available over the years. Most older colours can still be tinted – check with your Resene ColorShop team if you need an older colour for your project.

To view the latest Resene colour charts, visit [www.resene.com/colour-charts](http://www.resene.com/colour-charts)

## Welcome to Resene Woodcare

The Resene Woodcare range has everything you need for interior and exterior staining and clear finishing projects.

The Resene Woodcare stand showcases the range of finishes and colours and further information is also available on the Resene Exterior Woodcare colour chart and the Resene website. View the how to videos on the Resene website, [www.resene.com/videos](http://www.resene.com/videos), for hints and tips on how to get a professional finish.

	Resene Colorwood	Resene Colorwood Enhance	Resene Colorwood Whitewash/Greywash	Resene Aquaclear - Gloss, Semi-Gloss, Satin	Resene Qristal ClearFloor 1K	Resene Qristal ClearFloor 2K	Resene Qristal Clear - Poly-Flat, Poly-Satin, Poly-Gloss	Resene Qristal Clear HD Poly-Satin	Resene Polythane
Timber walls	Yes*	Yes**	Yes	Yes			Yes	Yes	
Veneers	Yes*	Yes**	Yes	Yes			Yes	Yes	
Timber furniture, desks	Yes*	Yes**	Yes	Yes			Yes	Yes	
Trims and joinery	Yes*	Yes**	Yes	Yes			Yes	Yes	
Doors	Yes*	Yes**	Yes	Yes			Yes	Yes	
Timber flooring	Yes*	Yes**	Yes	Yes	Yes	Yes	Yes	Yes	Yes
Cork flooring	Yes*	Yes**	Yes	Yes	Yes	Yes	Yes	Yes	Yes
Work floors - heavy duty finish	Yes*		Yes			Yes			Yes
Wooden children's toys	Yes*	Yes**	Yes	Yes	Yes				

\* Must be overcoated

\*\* Mixed into appropriate clear waterborne timber finish

### Resene Aquaclear

Resene Aquaclear is a waterborne varnish, it is fast drying and easy to use. It will not yellow with age (unlike most solventborne varnishes) so is ideal for light coloured timber and composite boards. Available in satin, semi-gloss and gloss finishes.



### Resene Qristal Polyurethanes

Resene Qristal Polyurethanes are popular solventborne varnishes. They add depth and vibrancy to hardwoods and dark timbers. Available in **Resene Qristal Poly-Gloss**: a high gloss (wet look) finish that will give added intensity to the colour; **Resene Qristal Poly-Satin**: a medium vibrancy, more

natural finish with less effect on the stain colour and **Resene Qristal Clear Poly-Flat**: a natural flat finish that mimics a waxed surface and is the ideal finish for recycled, aged or imperfect timbers. Where a harder wearing surface is required, use **Resene Polythane**. The **Resene Qristal Clear polyurethanes** are ideal for use over **Resene Danska Teak Oil**.

### Resene Qristal ClearFloor

Resene Qristal ClearFloor is a premium floor finish available in a two pack product (2K) in satin and gloss and a single pack (1K) in satin. It is waterborne, durable and hardwearing. **Resene Qristal ClearFloor 1K** is designed for general flooring use with low to medium foot traffic and **Resene Qristal ClearFloor 2K** is recommended for commercial and high traffic areas. It has minimal odour compared to traditional flooring finishes.



### Resene Polythane

Resene Polythane is a single pack moisture cured polyurethane clear gloss finish for floors and hardwearing surfaces. It is recommended as a topcoat on dark or timber coloured stains as it may yellow over time, which can enhance timber coloured stains.




### Resene Danska Teak Oil

Resene Danska Teak Oil is a traditional highly refined oil designed to enhance the grain of hardwoods including teak, rimu and beech. Typically either brush applied or wiped on with a clean cloth, it needs to be overcoated and looks best when used under **Resene Qristal Clear polyurethanes**.



### Resene Colorwood Whitewash

Resene Colorwood Whitewash isn't absorbed into timber or composite board like **Resene Colorwood** but as the name implies is a wash of white over uncoated timber and composite boards, such as particle board - lightening and enhancing the surface. It can be applied over aged, yellowed polyurethanes and varnishes for a contemporary whitewashed look, without the need to strip the existing polyurethane coating. **Resene Colorwood Whitewash** may be overcoated with **Resene Aquaclear** or **Resene Qristal ClearFloor** and is ideal for achieving blonded, French-wash or whitewashed effects. It is best applied by brush or speedbrush.



Whitewash™ on Pine

### Resene Colorwood Greywash

Resene Colorwood Greywash is a greyed off version of Resene Colorwood Whitewash and can be used to create a greywashed effect over interior timber. Available in two standard colours, it can also be applied over tinted Resene Colorwood stain for a wider range of greywash effects.



Light Greywash™ on Pine




Mid Greywash™ on Pine



### Resene Colorwood Enhance

Resene Colorwood Enhance is designed to be added to waterborne clears - **Resene Aquaclear** and **Resene Qristal ClearFloor** - and will subtly colour the clear finish. It is available in three timber tones as well as black and white and is best applied by brush or speedbrush, layering the colour up in multiple coats.


**Resene Colorwood Enhance** helps even out the appearance of similarly toned stains, deepening the underlying colour and helping eliminate any patchiness. It is ideal for restoring the colour of timber without the need to strip previously applied clear finishes. **Resene Colorwood Enhance** cannot be used with solventborne clears.



Jarrah™




Black™



Red Brown™



White™



Walnut™

1800 738 383  
[www.resene.com.au](http://www.resene.com.au)

**Resene**  
the paint the professionals use

0800 RESENE (737 363)  
[www.resene.co.nz](http://www.resene.co.nz)

© Copyright Resene Paints Ltd, August 2012. Colours as close as printing process allows. Accurate reproduction of the colours shown in this colour range is only available using genuine Resene premium products, tinters and formulations. These are not available from other manufacturers or retailers. Unauthorised use of Resene colours and colour names breaches Resene's copyright and trademark rights. Colours may appear to vary with different lighting, substrate and application method and technique. Always try a Resene testpot or view a physical colour sample before making your final choice. Printed on environmentally responsible paper, which complies with the requirements of environmental management systems EMAS and ISO14001, using vegetable-based inks. Please recycle.

8/16

# Resene Colorwood natural wood stain

interior



Resene  
Total Colour  
System

**Resene**

the paint the professionals use

## Bring out the best in your interior timber

Staining a natural wood surface accents and enhances the wood grain. **Resene Colorwood** is a waterborne interior penetrating wood stain that is ideal for rejuvenating and enhancing timber and composite boards including Strandboard, plywood, MDF as well as most flooring. It is sometimes known as a wiping stain or dye.

**Resene Colorwood** is usually overcoated with **Resene Aquaclear**, **Resene Qristal Clear polyurethane** or **Resene Qristal ClearFloor**. Rough sawn interior timber, such as beams, can be stained with **Resene Colorwood** without clear finishing or polyurethaning.

### Selecting colour

The first task when selecting a wood stain colour is to identify the type of timber you will be staining. The timber's natural colour will affect the final finish and different varieties and grades of wood will absorb the stain differently, so it is important that you consider this when selecting your colour.

Higher density timber and hardwoods will not absorb liquids as readily as softer less dense timber. You may need to select a darker stain or apply two coats to get your desired colour.

Stains applied to light timber (or composite boards notably plywood) will appear much stronger and brighter in colour than stains applied to dark wood. Dark stains applied to a dark timber may also cause a darker result than anticipated. Strong primary colours are best applied to light timbers such as pine or plywood.

The stain colours can be intermixed or diluted. **Resene Colorwood Reducing Base** may be used to soften or stretch a full strength colour. If you like a particular colour but it is just too intense, add **Resene Colorwood Reducing Base**, which will soften the hue without losing the character and body of the undiluted stain. **Resene Colorwood Reducing Base** is also perfect on dark timbers to enhance the grain and appearance of the timber, without making the timber appear even darker. **Resene Colorwood Enhance** can be added to waterborne polyurethanes including **Resene Aquaclear** to add greater depth of colour to the stain.

The stain colour is affected by the gloss level of the product you choose to topcoat your stain. A clear gloss polyurethane, such as **Resene Qristal Poly-Gloss**, will make the colour appear more vibrant than a clear flat polyurethane, such as **Resene Qristal Poly-Flat**. Stains left uncoated have no resistance to marks such as watermarks or coffee cup stains.


**The samples on this chart are indicators of the final colour.** As with any finishing project - regardless of the products you're using - always go through the entire finishing process using scraps from your project before you commit to a colour and final topcoat finish. This is particularly important when you experiment with tinting topcoats and mixing **Resene Colorwood** colours. Take a scrap piece from your project, sand it completely, apply **Resene Colorwood**, allow to dry thoroughly, and apply the topcoat of your choice. Once dry, inspect the final result, which will be a good representation of what your finished project will look like. Remember that both sanding and your choice of topcoat will affect the finished look of your project. Standard Resene Colorwood colours are available in Resene testpots and can be viewed on the Resene woodcare stand at Resene ColorShops and selected resellers.

### Application notes

**1.** You will need to sand new timber to remove any surface imperfections. As **Resene Colorwood** is transparent any residual marks or blemishes on the surface will be apparent in the finished job. Remember to always sand with the grain of the timber.

**2.** Apply the **Resene Colorwood** stain liberally before laying off to ensure even coverage is achieved.

Carefully plan the staining sequence. It is important that the **Resene Colorwood** stain remains wet before wiping. The longer the stain is left on the surface, the deeper the colour will be.



**3.** Wipe the surface using a clean cloth to remove excess stain and ensure the stain is evenly applied to the timber. Have additional cloths ready to replace saturated cloths as you progress. This is very important for large areas especially floors and sheets of plywood and MDF.

**4.** Apply **Resene Aquaclear** or **Resene Qristal Clear polyurethane** in your desired gloss level. For flooring apply **Resene Qristal ClearFloor**.


For more application advice, see the Resene project sheets and videos for Applying Colorwood, Clear Finishes and Qristal ClearFloor available from the Resene website, [www.resene.com/videos](http://www.resene.com/videos).

### MDF and Particle Board(s)

Composite boards - particularly Strandboard can be enhanced by applying **Resene Colorwood**. They can be very absorbent, taking up the **Resene Colorwood** stain too quickly and making it hard to apply and achieve an even finish.

Dampening the surface by spraying a light mist of clean water onto the surface will reduce the absorbency of the board.

The lambswool deck pad can also be used to apply the **Resene Colorwood** stain and is ideal for flooring.



Pitch Black™ wd



Dark Ebony™ wd



English Walnut™ wd




Bark™ wd




Mahogany™ wd



Meranti™ wd



Dark Rimu™ wd



Teak™ wd



Crowshead™ wd



Touch Wood™ wd



Deep Oak™ wd



Ironbark™ wd



Dark Oak™ wd



Matai™ wd



Walnut™ wd



Oregon™ wd



Japanese Maple™ wd



Red Beech™ wd



Natural on Pine™ wd



Rock Salt on Pine™



Apollo Blue™



Emerald Green™



Deep Purple™



Jarrah™ on Pine wd



Western Red Cedar™ wd



Cherrywood™ wd



Natural™ on Cedar wd



Rock Salt™ on Cedar



Desert Yellow™



Red Pepper™



Satin Orange™



Jarrah™ on Jarrah wd