


Create your own colour scheme



Roof

Roof, spouting and downpipes are usually painted the same colour. Remember the roof is the most exposed to the elements so choose a durable colour to keep it looking its best for longer. Choosing a grey tone will look good with any colour scheme. Resene Summit Roof (satin) or Resene Hi-Glo (gloss) is ideal. See the Resene Roof systems colour chart for colour ideas. Consider using a Resene CoolColour to minimise heat buildup.



Railway Cottage

Weatherboards

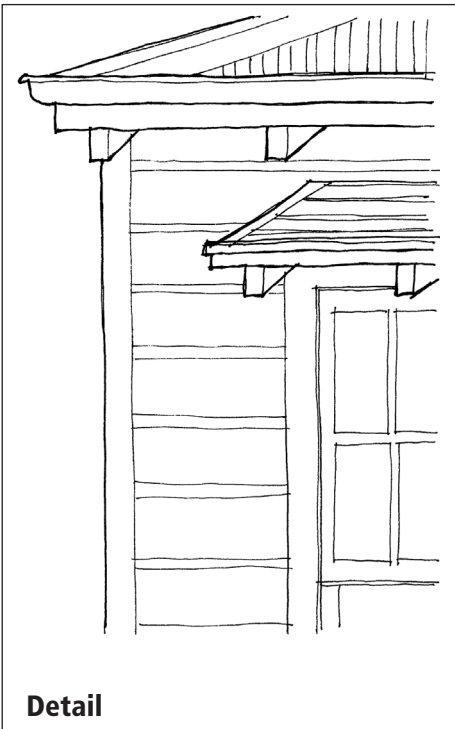
This is the largest area in your colour scheme and often painted a lighter colour. Use Resene Hi-Glo (gloss), Resene Sonyx 101 (semi-gloss) or Resene Lumbersider (satin).

Windows and doors


Windows and doors may also be contrasting. Make them darker or lighter than the trim. Use Resene Enamacryl (gloss waterborne enamel), Resene Lustacryl (semi-gloss waterborne enamel) or Resene SpaceCote Low Sheen (waterborne enamel).

Trim

Fascias, bargeboards and windowsills can be 'picked out' in deeper or brighter colours to provide contrast.



Detail



Build your scheme by adding swatches of your favourite Resene colours to the boxes. Or try out Resene EzyPaint virtual painting software and see your favourite Resene colours virtually painted onto your own project. Resene EzyPaint is available free from the Resene website or may be borrowed or purchased from Resene ColorShops and resellers.