


# Create your own colour scheme

## Roof

As the roof is highly visible, it should be included as an important part of your colour scheme. Remember the roof is the most exposed to the elements so choose a durable colour to keep it looking its best for longer. Resene Summit Roof (satin) or Resene Hi-Glo (gloss) is ideal. See the Resene Roof systems colour chart for colour ideas. Consider using a Resene CoolColour to minimise heat buildup.



## Colonial

### Weatherboards


Weatherboards are the dominant part of your colour scheme. This style of home looks good in white and pastel colours. Use Resene Hi-Glo (gloss), Resene Sonyx 101 (semi-gloss) or Resene Lumbersider (satin).

### Windows and doors



Windows are often painted the same colour as weatherboards or white. Use Resene Enamacryl (gloss waterborne enamel), Resene Lustacryl (semi-gloss waterborne enamel) or Resene SpaceCote Low Sheen (waterborne enamel).

### Trim

Trim elements such as fascias, bargeboards and posts may be 'picked out' in contrasting or darker colours.



### Detail



Build your scheme by adding swatches of your favourite Resene colours to the boxes. Or try out Resene EzyPaint virtual painting software and see your favourite Resene colours virtually painted onto your own project. Resene EzyPaint is available free from the Resene website or may be borrowed or purchased from Resene ColorShops and resellers.