

colour trends *with Resene*



Resene
Sunglo



Resene
New York Pink



Resene
Florentine Pink



Resene
Napa



Resene
Bison Hide



Resene
Secrets



Resene
Dauntless



Resene
Ziggurat



Resene
Jet Stream

sea greens run wild

We all love sea greens for their soft, soothing look. Look out, because this year they get a bit wild. Taking on an edgier feel, there are wintry teals, foggy grey-greens and icy aquas. This room brings them together in a perfect storm of paint effect – using a mix of Resene sea greens on a plywood plank feature wall. It's a style that goes with any interior from rustic to contemporary. The plank paint effect is done with a basecoat of Resene Inside Back, roughly over-brushed with Resene Gulf Stream, Resene Stromboli and Resene Half Opal. The floor is painted in Resene Inside Back, the coffee table legs are in Resene Half Gravel and the top is in Resene Alabaster. The side table is painted in Resene Bianca, the planter basket in Resene Billabong and the bowl is in Resene Wishlist.

Other colours to try with wild greens – sea-foam whites, tawny yellows and deepest blues.




Resene
Sea Fog



Resene
Chenin



Resene
Coast



Use sharp teal and warm metallics for a sophisticated overlay.

Background in Resene Inside Back, paint effect plank in Resene Inside Back, Resene Gulf Stream, Resene Stromboli and Resene Half Opal, A4 swatches in Resene St Kilda (teal) and Resene Flintstone (deep gold).

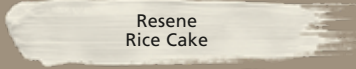
styling #indiehomecollective

Colours as close as printing allows. Always view a physical sample or try a Resene testpot before making your final choice.

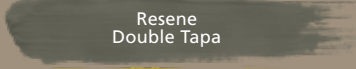
get the new look: Japandi

Japandi is a style that blends the simplicity and calm of Japanese and Scandi looks by using natural colours, organic flowing shapes, an asymmetric room layout and textural elements. Neutrals move from the cool tones of recent years to warmer hues that have a flaxen undertone. They are mixed up, rather than used as a tonal family, so that the look has a less precise vibe. It's about appreciating imperfection rather than being matchy-matchy. This room has walls in Resene Double Sisal, a floor in Resene Parchment, a side table in Resene Scrub and a jug in Resene Korma. The plant pot is in Resene Mai Tai, the basket planter is in Resene Double Lemon Grass and the tall vase is in Resene Triple Ash. The wide bowl on top of the cabinet is in Resene Soya Bean.

Other colours to try with Japandi style – rice whites, stone greys and bitter green-yellows.




Resene
Rice Cake



Resene
Double Tapa



Resene
Karma



Add spicy browns and textural wallpapers to enliven the scheme.

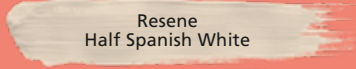
Background in Resene Parchment, Resene Wallpaper Collection anagylpta (design RD171) painted in Resene Colins Wicket, A4 swatches in (left to right) Resene Double Lemon Grass, Resene Soya Bean and Resene Triple Ash, jug in Resene Korma, tealight holder in Resene Pale Oyster.

Colours as close as printing allows. Always view a physical sample or try a Resene testpot before making your final choice.

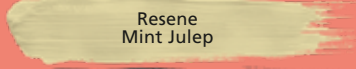
rose pink gets earthy

A modern take on an old favourite: terracotta. This tone-on-tone living space harks back to the retro appeal of the early 2000s when terracotta was big... but sees it through rose-tinted glasses. This look uses rosier versions of terracotta, in rich saturated tones, and brings them together for a style that's at once eye-catching and luxe, but also soothing and organic. The pale floating shelf in Resene Quarter Tea, the dusky green stool in Resene Woodland and the crate in Resene Gingko add contrast to the Resene Apple Blossom walls and a Resene Wax Flower floor. The plushness of a velvet chair is balanced by the naturalness of foraged objects, the colour and texture of the stool and the earthiness of the little jug and bowl. The deep shelf has a dual purpose – use it for display or as a casual desk top.


Other colours to try with earthy rose – rich warm whites, sharp pale yellows and charcoal-blues.




Resene
Half Spanish White



Resene
Mint Julep



Resene
Dark Slate



Use rustic greens to balance and cool the heat of earthy pinks.

Background in Resene Wax Flower, shelf in Resene Quarter Tea, vase on top in Resene Just Right, bowl in Resene Yuma, A4 swatches (top to bottom) in Resene Woodland, Resene Gingko, Resene Mai Tai and Resene Apple Blossom.

styling #blackbirdgoods
images #flashstudiosnz

Resene

the paint the professionals use

www.resene.com

Colours as close as printing allows. Always view a physical sample or try a Resene testpot before making your final choice.