







a place for everything

Books, toys and even odd socks. There's a place for everything when it comes to kids' bits and pieces.

- | | |
|---|--|
| Resene Smiles  | Resene Splat  |
| Resene Buzz  | Resene Solid Gold  |
| Resene Sherbert  | Resene Softly Softly  |

Floating shelves, 3 ways

Floating shelves are a dream addition to any kid's room. They take up little space yet provide plenty of room to stack books, toys and ornaments. Make your shelves colourful and adaptable by making MDF squares to sit above each shelf, then painting both the squares and shelves with Resene testpots. Hang them any way you like, or in a format that suits the space you have. These are painted in Resene Smiles, Resene Sherbert and Resene Yabbadabbadoo. The wall is in Resene Softly Softly, the vase and candle are in Resene FX Metallic Solid Gold, the seashell is Resene Buzz and the pot is Resene Splat. Always make sure you position shelves away from areas where children may bump their heads as they stand up.



Accessories: Knitted mermaid and poster map from Tea Pea; books and bunting from Iko Iko; floating whale from Father Rabbit; money tin from The Warehouse.

Resene Yabbadabbadoo 





Pair 'em up

Are odd socks the bane of your life? Is there a sock-gobbling monster hiding in your kids' rooms? Here's a clever way to store those single socks in anticipation of a reunion with the matching mate.

Carefully dismantle a ready-made picture frame, and paint the various parts – this is Resene Mystery for the frame, Resene Meditation for the mat board and Resene Raindance for the backing board. Put the frame back together, screw a piece of string and painted pegs across the front and use a chalkboard pen to write a fun reminder for the kids to keep a look out for their missing socks.

The string is painted in Resene Mystery, the pegs are in Resene Meditation and Resene Mystery, and the wall is Resene Rice Cake. **H**

 Resene Raindance

 Resene Mystery

 Resene Meditation

 Resene Rice Cake

Accessories: Socks from Kmart; laundry basket and linen water from Father Rabbit.

styling Leigh Stockton
images Bryce Carleton



See how to make this fun odd-socks board on our [habitattv](http://www.habitatbyresene.com/habitattv) channel. Go to www.habitatbyresene.com/habitattv.