



# purple heart

The colour doesn't get any less bold beyond the red front door of this purple bungalow.



There's no need for a street number when you head to Fiona Sheffield's fringe-city home. As you round the corner, her purple house certainly stands out. Almost theatrical in its quirkiness, the 1914 transitional bungalow makes a bold statement peeping over a striking blue and purple fence and red gate.

"Yes, it tends to polarise people," says Fiona. "Children love it. They think it's a play centre. But I've had complaints in the letterbox, too." And one little old lady thought it was a brothel, laughs Fiona.

Fiona has never been afraid of bold colour, something she attributes to having grown up with slightly eccentric parents who regularly took her travelling the length and breadth of the North

Island collecting unusual Art Nouveau glass and furniture. "They have always had fairly colourful homes," Fiona explains. "I guess I followed in their footsteps."





Fiona felt the strong luminous hues of her house wouldn't feel out of place in the colourful, ethnically diverse neighbourhood. After sitting down with her mum and cutting out her favourite colours from Resene paint charts she sought help from Wellington colour consultant Jacqui Tutt, who had helped Fiona's parents with previous colour choices.

Jacqui used Fiona's chosen colours and put them together to create a balance that highlights the home's character details. They started with the fence – essential to contain Fiona's two miniature

**Opposite:** Fiona with Ramsey.

**Above left:** The cheerful sunburst-patterned door was bought on TradeMe and finished in Resene Jalapeno. The walls are Resene Havelock Blue.

**Opposite and above:** The house's striking scheme has Resene Troubadour weatherboards, Resene Deep Koamaru baseboard, and trims in Resene Vista White and Resene Jalapeno.

-  Resene Havelock Blue
-  Resene Jalapeno
-  Resene Troubadour
-  Resene Vista White

-  Resene Havelock Blue
-  Resene Jalapeno





**Above:** A corner of the main living room where quirky collections are set off by walls in Resene Havelock Blue.

**Above right:** The Resene Limerick of the hallway is one of Fiona's "wake-up colours".

**Left:** You can't complain that there are no mirrors in this bathroom. The walls are in Resene Midnight Express.

- Resene Havelock Blue
- Resene Midnight Express
- Resene Jalapeno



*top tip*  
 Go for broke with strong colour in transitional areas like hallways where you don't linger.

schnauzer puppies. A combination of Resene Deep Koamaru (blue-violet) for the main boards of the fence was trimmed with Resene Troubadour (purple) and the gate picked out in Resene Jalapeno (red). On the house, they reversed the colours – Resene Troubadour for the weatherboards with gables and baseboards in Resene Deep Koamaru. The trims are in Resene Vista White and a touch of Resene Jalapeno on the window sashes.

But the colour continues through the front door where Fiona's wacky, vibrant private world comes alive. Against a dazzling array of coloured walls, Fiona showcases a treasure trove of Art Deco, Art Nouveau and retro furniture, memorabilia and collectables.

Fiona inherited many of her parents' things when they moved to a retirement home. She has found a place for them all, and added her own treasures – whimsical mirrors, ducks, insects, Chinese and Japanese sculptures, prints, kimonos, fabrics and teddy bears.

With such a vast collection, many people would have chosen a safe white backdrop. Fiona did the reverse. Her more adventurous approach gives each







**Right:** A stunning Art Nouveau desk from Fiona's parents is the centrepiece of her study. The walls are in cool Resene Oxygen.

**Below:** The sitting area beside the kitchen is in the deeper blue of Resene Endeavour.

### *did you know...*

that Resene tinters are highly concentrated automotive-grade tinters that are also VOC free? The tinters are very durable and are exclusive to Resene.

-  Resene Oxygen
-  Resene Vista White
-  Resene Limerick
-  Resene Endeavour



## matching colour with character

- Halls are great starting points for a more diverse colour scheme, tying colours from other rooms together.
- When choosing bold wall colours, paint a big piece of cardboard and prop it up in the room to get a better idea of how the colour will look.
- Don't shy away from using strong colour in small or dark rooms; a bold bright colour can enliven dingy rooms. Dark colours also recede, which will make the room look larger.
- Use bright colour to create a theatrical backdrop for favourite furniture pieces and ornaments.
- Use softer, more restful colours in the bedrooms; they are more conducive to sleep. Or if you want to use a bold colour, put it on the wall behind the bedhead so that you can enjoy it when you're in the room but it won't keep you awake.

 Resene Troubadour

room a unique personality in a boldly different hue.

"Your house is your lifestyle," Fiona explains. "You've got to feel comfortable coming home to it. When it's grey and dark outside, it's always beautiful and warm inside my home. Everything just pops! And the best thing with paint is, you can't make a mistake. You can always change your mind."


The lime green Resene Limerick hallway came first. "Every other colour works around that," explains Fiona. "The green bounces the light. I get up in the morning and wake up without need for any stimulants. I call them my wake-up colours."

The main living room is sky blue Resene Havelock Blue, the sitting area next to the kitchen is a combination of bold clear blue Resene Endeavour and bright yellow Resene Broom.

The only quieter colours in the house are the elegant inky blue Resene Midnight Express in the bathroom (a great background colour for Fiona's mirror collection) and the pale grey-blue Resene Oxygen in the study.

Even the garden resounds with colourful hues with a back fence in fluoro orange. There was no rhyme nor reason, says Fiona. "Sometimes I simply choose a colour because I like the name. And Resene Daredevil was definitely one that appealed." **H**

**pictures** Mark Heaslip  
**words** Vicki Holder



 Resene Daredevil

Get the look with Resene SpaceCote Low Sheen tinted to Resene Limerick, just one of the many bright colours in Fiona's eclectic home.

 Resene Limerick



*blue and yellow, a classic combo*


*Get the look with Resene Broom*


 Resene Broom

Get the look with Resene SpaceCote Low Sheen tinted to Resene Endeavour.


 Resene Endeavour

Get the look with Resene SpaceCote Low Sheen tinted to Resene Oxygen.

 Resene Oxygen



→ *Turn the page for alternative looks to Fiona's living room...*

 Resene Quarter Ash





before

Resene  
Albescent White

**Above:** Soft breezy colours like Resene Half Emerge and Resene Albescent White create a calming scheme and epitomise a current trend for coloured ceilings. Products used include a Corso de Fiori coffee table, cane chairs and sideboard from Interior Design Online, cushions from MintSix, mirror from Citta Design, an Ampersand light from Fromage Larue, The Swan art by Evie Kemp and word art from Suprette.

*did you know...*

that you can get curtains and cushions designed to work with your paint colour, from the Resene Curtain Collection? View the range at Resene ColorShops, selected curtain specialists or [www.resene.com/curtains](http://www.resene.com/curtains) (NZ only).


# texture, watery tones and floaty curtains - relax!



Resene colour consultant **Caro Wyeth** suggests this alternative scheme:

This room has an infusion of natural textures, fibres and colours, layered to create a bohemian luxe feel. The scheme evolved from the colours in the fabric on the cane chairs. Resene Half Emerge is a soft watery blue, which gives a sense of calm; having it on the ceiling draws your eye up and highlights the panelled detail. Resene Albescent White is a soft neutral that adds subtle warmth. The addition of Resene Alabaster on the trims and fireplace brings a level of crispness and helps define the details. I like the mix of aged metals, worn timber and the soft linen of the couch. The artwork and light fixture on the mantel act as talking points, while the sheer Meander drapes from the Resene Curtain Collection catch the breeze and create soft movement. They also diffuse the light to add softness to the room. I wanted the space to be inviting, and not too formal.

**mobile** 027 499 0339 **email** caro.wyeth@resene.co.nz

Resene   
Half Emerge



**Mandy Emerson artwork**

Mandy Emerson  
www.mandyemerson.co.nz  
06 377 5163


**Gold Moroccan pouf**

LET LIV  
www.letliv.co.nz

Resene   
Jigsaw

**Linear sofa**

Corso De Fiori  
www.corso.co.nz  
04 473 7075  
or 09 307 9166

Resene   
Sentimental



**Kasbah pendant**

ECC Lighting + Furniture  
www.ecc.co.nz  
04 473 3456

Resene   
Astral



Resene   
English Walnut

**Carnival fabric in green  
by Christopher Farr**

Diva International  
www.divainternational.co.nz  
09 523 0625



illustration  
Malcolm White





**Above:** A cocoon of rich colour is created with Resene Chocolate Fish walls, contrasting with Resene White trims and feature fireplace wall, and the surprise element of a Resene Holiday ceiling. The floor is in Resene Mahogany from the Resene Colorwood stains range, while other products used include an 'Above the Sky' original oil painting and cushions from BoConcept.

*did you know...*

that both the Resene and *habitat* websites are full of decorating information, tips and ideas? Be inspired, see the latest colour trends, and get access to technical advice at [www.resene.com](http://www.resene.com) and [www.habitatoftheweek.com](http://www.habitatoftheweek.com).




## a quirky twist creates a modern scheme



**Judith Brigg** of Colour Consultants Australia suggests this alternative scheme:

The fabulous artwork was the inspiration for this room's colour scheme. By placing the painting on the Resene White wall, it creates a striking focal point for the space giving the room a modern, arty and dramatic atmosphere. The deep rich wall colour, Resene Chocolate Fish, is warm and enveloping, making the room a cocoon from the outside world. Combining it with the crisp Resene White timber trims creates drama through contrast. The scheme is a modern take for a traditional home, and with its clean lines it creates an uncluttered, spacious feeling with the element of surprise. The unexpected sunny and zesty contrasting ceiling in Resene Holiday works well with the dark floorboards stained in Resene Colorwood tinted to Resene Mahogany. The accessories are quirky and just a bit cheeky.

**phone** 0061 403 800 888 **web** [www.colourconsultants.com.au](http://www.colourconsultants.com.au)

Resene Holiday 



 Resene Chocolate Fish

**Oly San Francisco Jackson Buffet**

Coco Republic  
[www.cocorepublic.com.au](http://www.cocorepublic.com.au)  
0061 1300 785 039



**Elements 002 side table**

Resene St Kilda 

ECC Lighting + Furniture  
[www.ecc.co.nz](http://www.ecc.co.nz)  
09 379 9680

**Vase 7110**

BoConcept  
[www.boconcept.com.au](http://www.boconcept.com.au)  
[www.boconcept.co.nz](http://www.boconcept.co.nz)



**Bannister rug in Avocado**

Designer Rugs  
[www.designerrugs.com.au](http://www.designerrugs.com.au)  
[www.designerrugs.co.nz](http://www.designerrugs.co.nz)  
0061 1300 802 561  
or 09 300 6116

 Resene Impromptu



**Fargo Sofa and Footstool in light grey felt**

BoConcept  
[www.boconcept.com.au](http://www.boconcept.com.au)  
[www.boconcept.co.nz](http://www.boconcept.co.nz)  
0061 2 9437 0066  
or 09 630 0557

Resene Birdcage 



illustration  
Malcolm White

Resene White 