


stylists' colour loves


Resene
Crowdpleaser 

Emily Somerville-Ryan

At the moment, I'm in love with the moody strength of inky blues like Resene Indian Ink and Resene King Tide as they create the perfect contrasting backdrop for greenery and natural woods. Together with splashes of soft pinks like Resene Crowdpleaser or Resene Despacito, and smoky greens like Resene Green Smoke and Resene Nourish, they produce a sense of depth and richness.

Resene
Green
Smoke 


Resene
Nourish 

Resene
Despacito 


Resene
Indian Ink 

Resene
King Tide 

Resene
Grey Area 

Resene
Sixth
Sense 

Resene
Moccasin 

Resene
Shabby
Chic 

Greer Clayton

I've drawn some inspiration from a recent trip to California where I was particularly impressed with the use of bold colour on the bungalows and Victorian houses in San Francisco and Sacramento. I also found that the house interiors used stronger colours throughout, making them more intimate and moody.

My favourite exterior combo from the new fandeck would include Resene Grey Area, Resene Shabby Chic and Resene Moccasin.

My favourite interior combo would include Resene Grey Olive, Resene Sixth Sense and Resene Artemis. I also like Resene Stonewashed with Resene Grey Olive and Resene Half Dusted Blue.

Resene
Stonewashed 

Resene
Artemis

Resene
Half Dusted
Blue

Resene
Grey Olive

Gem Adams

I'm a fan of neutrals from way back, but beige doesn't have to be boring. I am loving Resene Colins Wicket, Resene Napa, Resene Grey Olive and Resene Swiss Caramel – an understated palette that's muted and muddled, but refined and smooth. I am enjoying building texture that complements these tones, using elements like wood, linen slub, paper shades, cork tiles and terracotta.

Resene
Swiss Caramel 

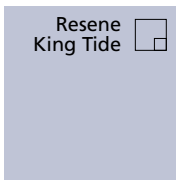
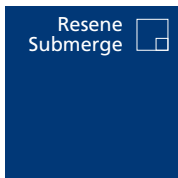
Resene
Colins
Wicket 

Resene
Napa 

Kate Alexander

My current favourite colours for laid-back yet sophisticated spaces are the pairing of crisp white with almost-purple greys – the new colours Resene Whimsical and Resene Slipstream are perfect for this look. Deep, dark blue-greens continue to entice me and I can't wait to try Resene Bewitched, Resene Fast Forward or Resene King Tide to define a space. For an unlikely combination, but one I love having fun with, try pink and blue – Resene Submerge with Resene Mozart or Resene Eye Candy with Resene King Tide.

 Resene Fast Forward



Megan Harrison-Turner


The first thing I noticed about the new The Range fashion colours is the saturation of the colours. For a long while neutrals have been in vogue; the theory is that we are spending so much time in front of screens with their saturated colour so when we step away we are looking for balance and no colour. But saturated colour may be the new normal.

I'm loving the deep inky blues and teals like Resene Wishing Well, Resene Indian Ink and Resene Bewitched.

It's great to see pale greyed blues like Resene Mystery, Resene Duck Egg Blue and Resene Half Duck Egg that sit so well with dark velvet greens, petrel blue and whites.



Resene Duck Egg Blue 

Resene Quarter Tea 

Resene Artemis 

Leigh Stockton

I can't help but be drawn to the beautiful grey-blues in the latest fandeck, especially Resene Half Duck Egg Blue, Resene Mystery and Resene Raindance. Use these dreamy, dusky blues on your walls in the lounge or bedroom and complement with soft beiges such as Resene Half Spanish White and Resene Quarter Tea. Add accents in a deep green-blue such as Resene Artemis (my favourite colour from the new fandeck). Decorate with on-trend cane or rattan furniture and light pendants, art prints with crashing waves, and charcoal and white textured cushions and throws, for a chic look that will always remind you of your favourite coastal holiday.

Resene Raindance 

Resene
Alaska 

Resene
Raindance 

Resene
Purple Rain 

Amber Armitage

I am still a lover of the blush tones, especially the mix of Resene Just Dance with the more terracotta tones of Resene Sunbaked and a hint of Resene Virtuoso.

Secondly, I'm crushing on lilacs with grey undertones, so think the mix of Resene Purple Rain, Resene Memory Lane and Resene Alaska is a winner.

Hazy green combos are also catching my eye – Resene Safehaven, Resene Raindance and Resene Lazy River.


Resene
Lazy River 

Resene
Memory Lane 

Resene
Sunbaked 

Resene
Safehaven 

Resene
Colorwood
Pitch Black 

Resene
Poured
Milk 

Resene
Virtuoso

Resene
Just Dance

Resene
Sorbet

Resene
Despacito

Resene
Influential

Resene
Moonlight

Resene
Elderflower

Claudia Kozub

I'm a monochrome lover, so when a new Resene fandeck comes out the first thing I search for are the blacks, whites and greys. I'm loving Resene Poured Milk and Resene Colorwood Pitch Black.


But as much as I like a monochrome palette, I have to admit I have a crush on dusky pink tones, so I'm super excited there's such a great selection to mix and match. My top picks are Resene Just Dance, Resene Sorbet, Resene Despacito and Resene Soulful. These beautiful colours remind me of old worn plastered buildings in Morocco and the dusty canyons in the American south west. These colours have a very earthy natural feel to them, and beautifully melt into one another, almost giving them a tactile feel. I love how Resene Poured Milk and Resene Colorwood Pitch Black pair with these dusky shades as accent colours.

What I like about these colours the most is that they sit perfectly with all my favourite elements such as fresh foliage, textured linens and organic baskets.

Resene
Soulful 

Vanessa Nouwens

I like the combo of Resene Sorbet or Resene Despacito, Resene Virtuoso and Resene Dreamtime and can't wait to use them somewhere in my styling. It's a bit of an unexpected colour combo but I love the two soft pastel colours teamed with a deep burgundy. It almost could be an amazing sunset colour palette. Pale lilac, like Resene Dreamtime, is a very big colour coming through both homewares and fashion. The other combo I like is Resene Influential, Resene Elderflower and Resene Moonlight. The colour mustard has been strong but it is now going slightly softer. I see this as a very soothing scheme that would work in with neutrals and pale woods.

Resene
Dreamtime 



LeeAnn Yare

As a big advocate for colour what I love about the new fandeck is that there really is something for everyone!

I'm currently drawn to more nature inspired colours, which means those with muddier, less intense bases, but leaving room for pops of vibrancy in accent areas, or in painted accessories such as a piece of furniture. Shades of pink are still top of my list – think inspiration from pared-back blush blooms through to deep pomegranate. Greens are getting my attention, and pops of mustardy tones too. I'm sure we will see more of these nature colours in the near future.

get decorating

Try out your favourite colours

Resene testpots are the best way to try out your colour choices. Available at your Resene ColorShop and reseller, or order online at www.resene.com/testpots.

Thousands of Resene colours are also available as A4 screenprinted swatches, known as drawdowns. You can order these from the Resene website, www.resene.com/drawdowns, or browse through the in-store library of swatches at Resene ColorShops and resellers.

Need more colour advice?

Try out the Resene Ask a Colour Expert service at www.resene.com/colourexpert.

Need technical advice?

Try out the Resene Ask a Technical Expert service at www.resene.com/technicalexpert.

Find the right paint for your project

See the Resene Recommended paint systems brochure for the right paints to use on your home projects, inside and out. Pick up a free copy at your Resene ColorShop or reseller or view on the Resene website, www.resene.com/recommendedpaints.

Enjoy Resene cardholder discounts

Sign up for a Resene DIY Card and enjoy discounts on a wide range of products.

You can sign up free in-store or online at www.resene.com/diycard.



Find your nearest Resene ColorShop or reseller

Simply visit www.resene.com/colorshops or call 0800 737 363 (NZ) or 1800 738 383 (Australia).

Get more inspiration

For gorgeous home projects, themes and more colour ideas, go to www.habitatbyresene.com. For more paint and decorating ideas, how to projects and videos, visit the Resene website www.resene.com.

Remember you only get authentic Resene colours when you use Resene tinters in Resene paint bases. Resene decorative tinters with no added VOCs and the true Resene colour formulations are unique and only available from Resene. So make sure you insist on genuine Resene products and tinters for your project.