



embrace your curves


Resene
Half Grey
Friars

Curves are friendly, cuddly shapes so it's no wonder that when the world seems a little upside down, we gravitate towards these organic forms. Start with a simple circle, then progress to something more free-form.


Left: A small foam roller is used to paint crazy waves of Resene Mystery (try Resene Cut Glass) and Resene Remember Me (try Resene Breathless) on a Resene Grey Seal (try Resene French Grey) wall. The bench is Resene Bewitched and the floor is Resene Quarter Emerge (try Resene Mystic).

Right, from top: Intriguingly placed circles for a sophisticated bedroom, with walls in Resene Half Stack, floor and lighter circle in Resene Silver Chalice and dark circles in Resene Half Grey Friars. Waves roll across the wall in a child's nautically themed room, using Resene Sea Fog and Resene Explorer. The drawers in Resene Half Black White are also painted using Resene testpots in Resene Raging Bull, Resene Pirate Gold and Resene Tangaroa.


 Resene
Cut Glass


 Resene
Sea Fog

 Resene
Mystic

 Resene
Breathless

 Resene
French Grey

 Resene
Silver Chalice

 Resene
Half Stack

 Resene
Bewitched



top tip

Resene
Explorer 

To create a neat circle, use a pencil on the end of an anchored piece of string.



-  Resene Sazerac
-  Resene Half Black White
-  Resene Merino
-  Resene Manhattan
-  Resene Apple Blossom
-  Resene Pirate Gold
-  Resene Raging Bull
-  Resene Fahrenheit
-  Resene Lone Ranger
-  Resene Zephyr
-  Resene Seachange
-  Resene Tangaroa



Go all out with fluid freehand swirls or choose a more rhythmic pattern of waves or curved forms. If you're unleashing your inner artist and are going for a more artistic interpretation, like the abstract squiggle one above, use different width brushes and take the pattern across the floor. Wall and floor mural painted in Resene Sazerac (base colour), Resene Fahrenheit, Resene Apple Blossom, Resene Manhattan, Resene Seachange and Resene Zephyr.

Above left: Wall and floor mural painted in Resene Sazerac (base colour), Resene Fahrenheit, Resene Apple Blossom, Resene Manhattan, Resene Seachange and Resene Zephyr.

Above right: This dining space has a unique curved painted wall feature in Resene Indian Ink, Resene Route 66 (try Resene Lone Ranger) and Resene Swiss Caramel (try Resene Rusty Nail) over a Resene Merino background.