









# the full effect



**R**esene FX Paint Effects Medium is a versatile medium designed to create a variety of decorative finishes, such as ragging, sponging and limewash effects. When mixed with your chosen Resene colour and applied over a basecoat, it allows for the creation of unique textures and patterns, adding depth and character to any interior or exterior surface. This medium offers an infinite number of colour combinations, providing a unique alternative to traditional wall coverings.

Add a subtle, shimmering finish to walls and surfaces with Resene FX Pearl Shimmer. Applied over a tinted basecoat, it introduces a soft sparkle, enhancing visual interest and adds a touch of elegance to any colour scheme.

	Resene Eighth Blanc		Resene Double Parchment
	Resene Kinship		Resene Canterbury Clay
	Resene Half Tea		Resene Half Grey Chateau
	Resene Tua Tua		Resene Colorwood Bask

Add a unique touch with special effects. This back wall is painted in Resene Triple Blanc with Resene FX Paint Effects Medium mixed with Resene Canterbury Clay over the top, front wall painted in Resene Triple Blanc with Resene FX Paint Effects Medium mixed with Resene Eighth Blanc over the top, floor stain colour washed in Resene Colorwood Bask and bowl painted in Resene Tua Tua. Chair from Good Form, book from Smith & Caughey's.

## top tip

When working with Resene FX Paint Effects Medium, always test your chosen technique on a sample panel first before applying it to the main surface. Colours and technique can be refined to ensure the desired effect is achieved, and the panel can be used as a reference for the whole project.

Resene Triple Blanc



Add something special to showcase your treasures. These walls, skirting and panelling are painted in Resene Kinship, panelling interior and vase in Resene FX Pearl Shimmer and floor in Resene Half Grey Chateau. Light from Good Form, bust from Smith & Caughey's.

Dress up walls with a special paint effect that is bound to get the conversation started. This arch is painted in Resene Double Parchment, back wall painted with a base layer of Resene Sandtex in Resene Double Parchment with Resene FX Paint Effects Medium mixed with Resene Allspice over the top and tall jug painted in Resene Half Tea. Vase from Smith & Caughey's, cups and trivet from Good Form.



Resene Sandtex brings depth and texture to surfaces with its unique Mediterranean-style finish. This tough, acrylic coating replicates the look of natural sandstone, adding dimension and durability to both interior and exterior spaces. Ideal for disguising surface imperfections or creating a striking feature wall, Resene Sandtex can be applied using different techniques to achieve an artisan brushed or more evenly textured finish.

Add character and depth to any space with Resene FX Faux Rust Effect, a specialty coating that replicates the rich, weathered look of real rust. Perfect for designers and homeowners wanting to introduce an industrial, aged or rustic aesthetic, this effect brings instant patina to walls, furniture or decor.

Whether used for feature walls, garden sculptures or statement pieces, Resene FX Faux Rust Effect creates a striking contrast against modern finishes and natural materials, adding warmth, texture and a sense of history to any project.







Create an aged effect that adds character. Left of wall is in Resene FX Faux Rust Effect and right of wall painted in Resene Half Sisal with Resene FX Paint Effects Medium mixed with Resene Half Blanc over the top for a limewash effect. The floor is stain colour washed in Resene Colorwood Bask and pots painted in Resene SpaceCote Flat in Resene Charcoal. Left pot in Resene FX Faux Rust Effect.


Background, pot and tray in Resene FX Faux Rust Effect.

## top tip











For a refined finish, apply Resene Sandtex with a brush in a criss cross technique for a textured style reminiscent of Mediterranean buildings.

	Resene Half Blanc		Resene Allspice
	Resene Half Sisal		Resene Charcoal

Al fresco anyone? This wall is painted in Resene Sour Dough with Resene FX Paint Effects Medium mixed with Resene Blanc applied on top, floor in Resene ConcreteWash satin tinted to Resene Claywash and plant pots in (from left to right) Resene ConcreteWash satin in Resene Claywash and Resene Stonewash, applied using a criss cross brush technique for a visually textured effect.



This relaxed, beachy bedroom is inviting and calming. The back wall is painted in Resene Half Biscotti, floor in Resene Colorwood Breathe Easy, ply wall in Resene Colorwood Becalm and trellis headboard, stool and rack in Resene Colorwood Bask. Bag and scarf from Kmart, rug from Mocka, duvet and pillowcases from Foxtrot Home, throw and blush and tobacco cushions from Adairs.

-  Resene Colorwood Breathe Easy
-  Resene Colorwood Becalm
-  Resene Colorwood Bask
-  Resene Blanc
-  Resene Thorndon Cream
-  Resene Half Biscotti
-  Resene Wafer
-  Resene Sour Dough
-  Resene Claywash
-  Resene Stonewash

## top tip

Apply wood wash finishes in thin, even layers, following the grain of the surface. Or use Resene Colour Enhance White mixed with Resene Aquaclear to create a whitewash finish to suit your project.

Bring out the beauty of raw, weathered surfaces with Resene ConcreteWash and Resene We Speak Beach washes. These specialist coatings are designed to enhance and protect materials while maintaining a soft, natural aesthetic.

Resene ConcreteWash gently ages concrete, toning down its harshness and giving it a refined, lived-in look that blends effortlessly into contemporary, industrial or fresco-like spaces.

Resene We Speak Beach washes work their magic on timber, lightening the surface to replicate the sun-worn, salt-kissed appearance of driftwood – perfect for coastal-inspired homes or relaxed outdoor settings. Whether refreshing concrete patios or transforming timber cladding, these washes offer an easy way to achieve a naturally aged effect with lasting durability.

Background plywood stain colour washed in Resene Colorwood Becalm, floorboard and wooden vase in Resene Colorwood Breathe Easy, trellis headboard in Resene Colorwood Bask, small bowl in Resene Thorndon Cream and book in Resene Wafer. Throw from Adairs.

