


# Resene Exterior Woodcare



**Resene**  
the paint the professionals use





### Resene Waterborne Woodsman

Resene Waterborne Woodsman (see Data Sheet D57a) is a fresh approach to wood stains matching the needs of timber to the desire to achieve the most natural appearance possible. Maximum mould resistance has been achieved through the inclusion of powerful fungicides. With an adaptable formulation, Eco Choice approved Resene Waterborne Woodsman is ideal for use on a wide range of exterior timber projects including weatherboards, dressed and rough sawn timber, fences, beams, plywood and profiled sheets. All 47 woodcare colours on this chart are available in Resene Waterborne Woodsman. Colours marked with 'cc' are also available in a Resene CoolColour version.



### Resene Woodsman Wood Oil Stain

Resene Woodsman (see Data Sheet D57) is a solventborne traditional finish ideal for exterior timber surfaces such as weatherboards, decking and furniture. Surfaces coated in Resene Woodsman Wood Oil Stain require recoating every two summers. All colours on this chart marked with 'wo' and selected CoolColours are available in Resene Woodsman Wood Oil Stain.



### Resene Timber and Furniture Gel

Resene Timber and Furniture Gel (see Data Sheet D505) is a non-drip, easy to apply, waterborne gel-stain designed for use on a wide variety of new and weathered timber surfaces, including furniture, both inside and out. Reapply each summer. All colours on this chart marked with 'fg' are available in Resene Timber and Furniture Gel.



Resene Woodsman Whitewash



Resene Cherrywood



Cherrywood™cc wo ds fs WD020



Timberland™cc wo ds fs WW0815




Jarrah Tree™cc ds fs fg WW0804



Dark Oak™cc wo ds fs WW7




Japanese Maple™ wo ds WD017



Cedar™cc wo ds fs WW600



Resene Warm Kwila



Resene Heartwood



### Resene Woodsman Decking Oil Stain

Tired weathered timber decks can be quickly rejuvenated with Resene Woodsman Decking Oil Stain (see Data Sheet D57D), a waterborne modified oil based stain developed especially for new and weathered decking. All colours marked on this chart with 'ds' are available in Resene Woodsman Decking Oil Stain. Selected colours are also available in a Resene CoolColour version.

For new decks, leave to weather for 2-3 months before staining. This will allow time for the timber to open up which will help the stain to penetrate deeper.



### Resene Woodsman Whitewash

Create a whitewashed style effect on new and weathered exterior timber with Resene Woodsman Whitewash. It's waterborne, easy to apply and suitable for use by professional decorators or home decorators. Resene Woodsman Whitewash is Eco Choice approved.




Whero™ wo ds WD035



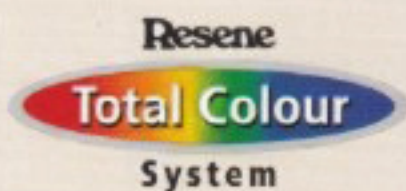
Oiled Cedar™cc wo ds WW028



Tamarind™cc ds fs WD006



Kwila™cc wo ds fg WW0803



Woodsman Whitewash



Jacaranda™cc ds WD019



Warm Kwila™cc wo ds WW0817





Nutmeg™cc wo ds fs WW16



English Walnut™cc wo ds fs WW8



Shadow Match™cc wo ds fs WW0808



Pitch Black™cc wo ds fs WD039



Pickled Bean™cc fs WW18



Treehouse™cc wo ds fs WD037



Crowshead™cc wo ds fs WD001



Charred Black™cc ds fs fg WW0801



Limed Oak™cc fs WW13



Bark™cc wo ds fs WW0810



Banjul™cc wo ds fs WD004



Tiri™cc wo ds WW0811



Resene Natural



Resene Dark Oak



Resene Shadow Match



Resene Pitch Black



Driftwood™cc wo fs WD012



Bushtrack™cc wo ds fs WW0812



Iroko™cc wo fs WD005



Smokey Ash™cc fs WW22



Uluru™ wo fs WW0814



Limed Gum™cc WW12



Equilibrium™ WW0816



Riverstone™ WW0805



Heartwood™cc wo ds fs WW0809



Natural™cc wo ds fs (shown on Cedar) WD026



Natural™cc wo ds fs (shown on Pine) WD026



Bleached Riverstone™ WW0820





Canopy™cc wo ds fs WW0819



Woody Bay™ WD038



Touch Wood™cc wo ds fs WD036



Skywater™cc WW0807



Rangitoto™cc wo ds fs WD032



Silvered Grey™cc fg WW0802



Resene Tiri



Resene Skywater



Evergreen™cc wo ds fs WW0813



Bleached Cedar™cc fs WW400



Earthsong™cc wo ds fs WW0818



Pickled Bluewood™ WW19



Grey Green™cc wo ds WW9



Limed Ash™cc fs WW11



### Resene Furniture and Decking Oil

Like shining your shoes or polishing your interior woodwork, oiling your deck and furniture regularly will keep it looking its natural best while providing protection against the ravages of water, fungi and U.V. light. Popular with those who prefer the lightly oiled look to the more heavily pigmented stain finish, Resene Furniture and Decking Oil (see Data Sheet D503) is quick and easy to apply. This product will assist with water repellency and help maintain timber in good condition. Recommended for annual application to decks and furniture.



### Resene Kwila Timber Stain

Rejuvenate, enhance and protect your timber deck or outdoor furniture with Resene Kwila Timber Stain (see Data Sheet D501). Ideally suited for new or weathered Kwila, it is also suitable for use over other exotic hardwoods, adding colour to the timber while still allowing the natural grain to show through. This finish will typically require maintenance after one or two summers.

### Key

All 47 woodcare colours are available in Resene Waterborne Woodsman for exterior timber and Resene Colorwood for interior timber.

cc = All colours on this chart marked with cc are also available in Resene CoolColour™ technology. Resene CoolColour will wear differently to the standard wood finish so it is best not to mix and match the normal and Resene CoolColour formulations on a project. A change in product may be required for some colours to achieve a Resene CoolColour effect.

wo = Also available in Resene Woodsman Wood Oil Stain.

ds = Also available in Resene Woodsman Decking Oil Stain.


fg = Also available in Resene Timber and Furniture Gel.

fs = Also available in Resene Forester.


All colours, except the Natural chip on cedar, are shown as they would appear on pine. Colours will appear different on different timbers – always test your colour on an offcut before starting the main project.

For more colour options see the Resene Colorwood colour range.

For recommended complementary solid colour finishes see the Resene website, [resene.com/wood-solid](http://resene.com/wood-solid).



Resene Kwila Timber Stain



Resene Furniture and Decking Oil



Kwila Timber Stain



Furniture and Decking Oil

### Keep your paintwork cooler with a Resene CoolColour™

A Resene CoolColour looks like a normal colour but thanks to special pigment technology it reflects more of the sun's energy, so it doesn't get as hot as a standard colour would. The colours work by reflecting energy in the near and far infra-red region of the spectrum even though they absorb strongly in the visible region.

Resene CoolColour technology is available in a range of Resene premium paints and stains, including Resene Waterborne Woodsman, Resene Woodsman Wood Oil Stain and Resene Woodsman Decking Oil Stain, suitable for a wide range of exterior projects, especially where dark colours are planned. Ask your Resene ColorShop or reseller staff whether a Resene CoolColour finish is right for your project.

**NB:** The final finish will vary depending on the timber you are staining. Always view a physical sample before making your final choice and try out your colour on a representative sample of the timber you intend to use before completing your full project. Stains require regular maintenance. While this maintenance is required more regularly for stained surfaces than painted surfaces, the lower level of preparation required makes maintenance work easier to complete.

















## Welcome to Resene Woodcare

The Resene Woodcare range offers do-it-yourself and trade professionals products suitable for almost every interior and exterior timber application.

The woodcare colours shown on this woodcare chart are available in **Resene Waterborne Woodsman penetrating oil stain**. A selection of colours are available in **Resene Woodsman Decking Oil Stain**, **Resene Woodsman Wood Oil Stain**, **Resene Timber and Furniture Gel** and **Resene Forester**. For interior use, these woodcare colours can also be tinted into **Resene Colorwood**.

### Choose the Resene Woodcare product best suited to your project:

	Resene Waterborne Woodsman	Resene Woodsman Wood Oil Stain	Resene Woodsman Decking Oil Stain	Resene Kwila Timber Stain	Resene Furniture and Decking Oil	Resene Timber and Furniture Gel
 Weatherboards	Yes	Yes				
 Plywood	Yes	Yes				
 Garage door	Yes	Yes		Yes	Yes	
 Front door	Yes	Yes		Yes	Yes	Yes
 Windows/Shutters				Yes	Yes	Yes
 Fencing/Gates/Letterbox	Yes	Yes				
 Decking (new or aged)		Yes	Yes	Yes	Yes	
 Outdoor furniture	Yes	Yes		Yes	Yes	Yes
 Beams/Pergolas	Yes	Yes				
 Planters	Yes	Yes		Yes	Yes	Yes
 Retaining walls	Yes	Yes				
 Rough sawn timber (new or old)	Yes	Yes		Yes	Yes	
 Dressed timber (new or old)	Yes	Yes		Yes	Yes	
 Bare timber (new or old)	Yes	Yes		Yes	Yes	

Use Resene Colorwood for a stained finish on interior timber.

See product labels and Data Sheets or your Resene ColorShop or reseller staff for more information on these products and which products suit your project best.



### For a wood effect finish over preprimed substrates, use Resene Forester.

Resene Forester (see Data Sheet D510) is a semi-transparent film forming timber stain effect finish based on a tough 100% acrylic resin to ensure maximum durability in all exposed conditions. It imparts a natural low sheen look that is fully washable. Resene Forester is designed for use over a specific basecoat colour on properly prepared substrates and particularly those with a wood grain effect, such as Shadowclad® Ultra. It is not suitable for direct application over timber and other bare substrates.



### Preparation

Resene Timber and Deck Wash (see Data Sheet D813) is recommended for washing all exterior timber surfaces prior to painting or staining. For new timber, ensure surface is dry and free from dirt, dust and loose fibres. For exposed timber (greater than one week), remove any gross contamination and semi-detached cellulose fibres and treat the surface for mould using Resene Moss & Mould Killer (see Data Sheet D80). For existing stained surfaces, remove all the weakly adhering coating by sanding and treat the surface for mould using Resene Moss & Mould Killer.

For information on our range of other woodcare products, including Resene Colorwood interior wood stain (see Data Sheet 50a), Resene Colorwood Whitewash (see Data Sheet D50W), Resene Lumbersider Low Sheen (see Data Sheet D34), Resene Qristal Clear Polyurethanes (see Data Sheet D52, D506 and D506A), Resene Aquaclear waterborne urethane (see Data Sheet D59) and Resene Polythane (see Data Sheet D53), contact your nearest Resene ColorShop or reseller.

**If your substrate is previously coated in a mineral oil based wood finish, it must continue to be coated in the same finish.**





### Put your colour to the test

No matter how you select your stain colours, always use testpots to confirm your choices in the area you are planning to stain. Resene Waterborne Woodsman testpots are available from your local Resene ColorShop or reseller or you can order online from the Resene website, [shop.resene.com/testpots](http://shop.resene.com/testpots).



### Choose the right product

We have an extensive range of paints, coatings, wood stains and more to suit your decorating projects. View the Resene Recommended paint systems brochure or ask Resene staff for help choosing the right paint system for your project.



### Colour it

Two coats of Resene Lumbersider Low Sheen (see Data Sheet D34) will add colour to your fence, deck, outdoor furniture or walls in next to no time. Resene Lumbersider Low Sheen is available in thousands of colours from the Resene Total Colour System.



### Opt for a natural look

Whites and neutrals are popular teamed with the dead flat mineral effect finish of Resene AquaShield (see Data Sheet D601). Resene AquaShield combines the water repellent properties of silicones with a special surface micro-structure, which considerably reduces the contact area for water and dirt. Dirt particles adhere lightly and are more easily carried away by rain, keeping the paint finish looking its best for longer. Ideal for exterior concrete on buildings and landscaping features.



### Or go mediterranean

The time-worn strength of sandstone with the mellow patina of age has been recreated in Resene Sandtex (see Data Sheet D71). Perfect for beautifying and protecting concrete both inside and out, this very versatile finish can be used to reproduce a variety of finishes from aged render effects through to natural limestone and sandstone finishes. The fine sandstone texture adds an extra dimension to the coating and effectively disguises minor surface blemishes without changing the basic architectural concept. Resene Sandtex is ideal in the great outdoors, on planters or as an interior feature.



### Clearly protected

While concrete is often seen as an easy care surface, dirt, moss and mould can become engrained into the surface turning a fresh clean surface into very weathered looking concrete. Protect concrete with the Resene Walk-on Concrete Clear range with a natural satin finish or a wet-look gloss finish.



### Step out

Giving your paths and steps a fresh coat of paint can do wonders for the overall look of your entranceway. Simply wash down the existing coating, remove any loose flaking material and recoat using two coats of Resene Walk-on (see Data Sheet D322). Or for a more natural look, add colour to cementitious surfaces with Resene Concrete Stain (see Data Sheet D58), which is designed to penetrate the surface of concrete and masonry to form a tough low sheen finish that enhances the natural texture of the concrete. See the Resene Decks, paths, driveways and recreational areas colour chart for a full range of paving paints and stains.



### Get a grip

Make trafficable areas safe and non-slip with Resene Non-Skid Deck & Path, designed to provide a comfortable walking surface for all interior and exterior situations where a non-skid finish is required. Available in a desirable low sheen finish, Resene Non-Skid Deck & Path may be tinted to complement existing décor, both inside and out. The finish has a comfortable grit texture to give feet and shoes something to grip onto, reducing the risk of accident no matter what the weather.



### Add finishing touches of colour

Textured, colourwashed, painted or stained... Resene has a wide range of products suitable for decorating planters. Available in a huge range of colours, Resene testpots allow you to add colour to your garden planters without being left with litres of excess paint.



### Keep it looking good

Annual washing will help maintain the fresh appearance of your paintwork. Follow the recommendations in the Resene Caring for your paint finish brochure or on the Resene website to keep your paint finish looking its best.



### Choose to help the environment

You can minimise the effect your next decorating project has on the environment by choosing one of the Resene range of Eco Choice approved products.



### Enjoy the Resene Promise of quality

Enjoy the Resene Promise of quality on a wide range of Resene premium paints. See your Resene ColorShop or the Resene website for a copy.



### Be PaintWise

Minimise the impact of your decorating on the environment by recycling your paint containers. To find out more about recycling options go to [resene.com/paintwise](http://resene.com/paintwise) (NZ) or [resene.com.au/paintback](http://resene.com.au/paintback) (AU).

Front cover clockwise from top left: Deck in Resene Woodsman Decking Oil Crowshead, swatches in Resene Bleached Cedar and Resene Tiri, outdoor space in Resene Woodsman Smokey Ash (walls) and Resene Woodsman Decking Oil Stain Tiri (deck), home in Resene Waterborne Woodsman Pitch Black (walls) and Resene Natural (screen), bench seat in Resene Woodsman Bark, swatches in Resene Pickled Bean and Resene Bushtrack, screen in Resene Woodsman Light Greywash, swatches in Resene Equilibrium and Resene Smokey Ash, furniture and deck in Resene Furniture and Decking Oil, deck and chairs in Resene Kwila Timber Stain, swatches in Resene Kwila and Resene Jarrah Tree, vertical timber feature in Resene Natural, swing seat in Resene Waterborne Woodsman Natural, swatches in Resene Oiled Cedar and Resene Natural, weatherboards in Resene Waterborne Woodsman Pitch Black and swatches in Resene Canopy and Resene Banjul.

# Resene

1800 738 383  
[resene.com.au](http://resene.com.au)

the paint the professionals use

0800 737 363  
[resene.co.nz](http://resene.co.nz)

© Copyright Resene Paints Ltd, February 2007. Accurate reproduction of the colours shown in this colour range is only available using genuine Resene premium products, tinters and formulations. These are not available from other manufacturers or retailers. Unauthorised use of Resene colours and colour names breaches Resene's copyright and trademark rights. Colours may appear to vary with different gloss levels, lighting, substrate texture and application method and technique. Colours are as close as printing processes allow. Always view a physical sample before making your final choice and try out your colour on a representative sample of the timber you intend to use before completing your full project. Please recycle.



C012100 - 11/03

9 1418022 018643