


Always use correct Personal Protective Equipment


MAINTENANCE PRIMER

Description



Maintenance Primer is a fast drying Alkyd primer with good anticorrosive properties formulated for use with enamel topcoats on steel, and other ferrous metals. This product has very good inhibitive properties and recoat-ability.

Products



Product Type: Modified Alkyd
Pigmentation: Zinc Phosphate type
Colour: Red oxide, Grey-Green
Finish: Flat
Pot Life:

Induction Time:
Density: 1.32 kg/L
Recommended DFT: 40-50 microns
Theoretical Coverage: 8m²/L @ 50 microns DFT

Properties



VOC: 520 g/L
Volume Solids: 40%
Recoat-ability: Recoat: 8 hours (24 hours min. if over coated with 2K products)

Dry Time @ 20°C: Tack free: 30 minutes
 Handle: 1 hour
 Dry to sand: 60 min. depending on film build and ambient temp.

Substrates



Maintenance Primer can be applied over suitably prepared:

- Aged and fully cured Automotive finishes including Acrylic Lacquers, 2K and COB.
- Glass Reinforced plastics (Fibreglass)
- Polyester body fillers, N.C. and Acrylic putties
- Steel
- Aluminium (apply first 81A Two-Pack Etch Primer)
- Galvanised steel (apply first 81A Two-Pack Etch Primer)
- Wood and M.D.F. Board Composites

No warranty either expressed or implied is made by RALI in this document, which is a technical data information sheet. The description of the product and its properties is for the sole purpose of identifying the product and does not constitute a warranty that the product or its properties shall conform to that description, nor is the description of the product and its properties a warranty by RALI that the goods are suitable for a particular purpose. Do not apply paint if relative humidity is above 85% or temperature is within 3 deg C of Dew Point being the MPT or Minimum Paint Temperature.

Always use correct Personal Protective Equipment

Surface Preparation



Coating performance is in general proportional to the degree of surface preparation. Surfaces to be painted must be clean, dry, free from all traces of contamination, rust, corrosion and be well abraded.

Old Finishes & Glass-Reinforced Plastics

Wash with C-Power diluted 20 parts clean water to 1 part C-Power. Degrease with Wax & Grease Remover. Abrade with suitable grit paper; re-clean with Wax & Grease Remover. Ensure surface is completely dry and dust free before applying Maintenance Primer. Do not apply to existing finishes that are blistering, peeling, cracking, flaking or otherwise unsound.

Steel

Degrease thoroughly with Wax & Grease Remover. Sand and eliminate all rust or corrosion (treat with Rust Kill). Wipe surface clean with Wax & Grease Remover. Dry then, within 20 minutes apply 81A Two-Pack Etch Primer (for optimum adhesion for large areas). Allow a minimum 3 hours (maximum 24 hours) flash time before applying Maintenance Primer.

Aluminium

Degrease with Wax & Grease Remover. Mechanically abrade with P280 or P320 disc. Treat with Hydrafos acid wash. Rinse with clean water, ensuring that all metal swarf and acid is removed dry. Immediately wipe surface clean with GP Thinners. Apply 81A 2-Pack Etch Primer within 20 minutes of surface preparation. Allow a minimum of a 3 hours flash time (24 hour maximum) before applying Maintenance Primer

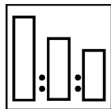
Galvanised Steel

Degrease with Wax & Grease Remover. Mechanically abrade to remove rust and corrosion. Treat with Hydrafos acid wash. Rinse with clean water. Immediately wipe surface clean with GP Thinners. Apply 81A 2-Pack Etch Primer within 20 minutes of surface preparation. Allow a minimum of a 3 hours flash time (24 hour maximum) before applying Maintenance Primer.

Wood & MDF Board Composites

Clean thoroughly with Wax & Grease Remover, sand with fine grit paper. Remove dust and wipe clean with Wax & Grease Remover. Apply a single sealer coat and then a full coat of Maintenance Primer.

Directions For Use



- Mixing Ratio:** Up to 20% RALI Spraying thinner
- Thinning:** Maintenance Primer can be thinned up to 20% by volume with Spraying Thinner
- Application Method:** Compliant / Conventional spray or airless. Strain before application. Spray one full wet coat or one even double coat. Allow sufficient time (normally 10 minutes) for this coat to set up. Apply the second coat in the same manner.

No warranty either expressed or implied is made by RALI in this document, which is a technical data information sheet. The description of the product and its properties is for the sole purpose of identifying the product and does not constitute a warranty that the product or its properties shall conform to that description, nor is the description of the product and its properties a warranty by RALI that the goods are suitable for a particular purpose. Do not apply paint if relative humidity is above 85% or temperature is within 3 deg C of Dew Point being the MPT or Minimum Paint Temperature.

Always use correct Personal Protective Equipment

Directions For Use (cont)




Note: 1) Not designed to give long-term protection without over coating.

2) Needs extended drying time (minimum 24 hours) if over coated with Urethanes, Chlorinated rubber or Epoxy products. After 36 hours Maintenance Primer must be sanded to ensure intercoat adhesion.

Brush & Clean up: Use Spraying Thinner if required
Clean up with Spraying Thinner

Spray

Equipment:



Compliant / Conventional Suction and Gravity feed

Tip size: 1.4 - 1.8 mm

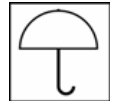
Air pressure: 310 - 380 kPa (44 - 55 psi)

Health & Safety



For detailed information refer to Safety Data Sheet (SDS). Avoid breathing vapour. Ensure adequate ventilation. Wear protective mask if working in confined spaces. Highly flammable - keep away from sparks and naked flames. If eyes become contaminated flush with water for fifteen minutes

Transport & Storage



Sizes: 1L, 4L, 20L
Dangerous Goods: 3A
UN: 1263
Hazchem: 3(Y)E
Packing Group: III
Shipment name: PAINT Flammable
Flash point: Below 23°C

No warranty either expressed or implied is made by RALI in this document, which is a technical data information sheet. The description of the product and its properties is for the sole purpose of identifying the product and does not constitute a warranty that the product or its properties shall conform to that description, nor is the description of the product and its properties a warranty by RALI that the goods are suitable for a particular purpose. Do not apply paint if relative humidity is above 85% or temperature is within 3 deg C of Dew Point being the MPT or Minimum Paint Temperature.