

Always use correct Personal Protective Equipment

KALEIDOSCOPE BASECOAT KIT COLOUR CHANGING PAINT

Description




Kaleidoscope Clear over Basecoat kit will produce a hardwearing and high quality finish with colour that changes with light source and viewing direction. Three medium coats generally give sufficient coverage to produce a noticeable “colour shift” effect, and this means that one litre should cover approximately eight square metres. If greater colour intensity is required, it can be achieved with additional coats, however the usage will then increase and the coverage per litre will drop accordingly. Kaleidoscope is a custom paint finish and as such results may vary depending upon the skill of the painter, quality of the equipment used and the spraying environment.

Kit Contents (6 Tins):

- 2K Durepox Primer (Groundcoat)
- 1K Acrylic Based Copolymer Basecoat
- 2K Finishing Clear (Duragloss)
- 2K Hardener (Duragloss Hardener)
- Thinner (Multipurpose Thinner)

Products



Product Type:

Colours: Purple Ecstasy, Blue Sapphire, Firedance, Chromatic Green and Spectraflair.

Pot Life:

Induction Time:

Density:

Recommended DFT:

Theoretical Coverage:

Surface

Preparation



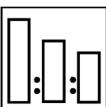
The substrate to be painted must be sound and free of all forms of contamination, previous coating breakdown etc. They must be prepared for painting in accordance with best practice (see RALI Data Sheets).

Plastics may require special preparation before painting.

New Fibreglass must be thoroughly washed with warm detergent solution e.g. C-Power, to remove release agent, prior to abrading and degreasing rinsing off and drying. It is strongly recommended that products are tested on a non critical area before painting commences.

Directions For

Use



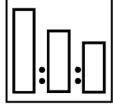
BLACK DUREPOX PRIMER/ GROUNDCOAT:

It is essential to prepare a smooth unblemished surface prior to the application of Kaleidoscope colour. Imperfections and blemishes may show in the final finish and necessitate reworking. It is important to use the primer supplied with the kit as this determines the final colour.

No warranty either expressed or implied is made by RALI in this document, which is a technical data information sheet. The description of the product and its properties is for the sole purpose of identifying the product and does not constitute a warranty that the product or its properties shall conform to that description, nor is the description of the product and its properties a warranty by RALI that the goods are suitable for a particular purpose. Do not apply paint if relative humidity is above 85% or temperature is within 3 deg C of Dew Point being the MPT or Minimum Paint Temperature.

Always use correct Personal Protective Equipment

Directions For Use (cont)



Mixing Ratio: 4 parts Durepox Black Primer / Groundcoat
(volume) 1 part Durepox Hardener

Mix, then add up to 20% 400 Reducer.
Mix well, then strain through a fine filter

Equipment: Compliant / Conventional suction or gravity (preferred) spraygun
Tip size: 1.2 – 1.6 mm

Apply one or two medium coats @ 40-50 psi with 5-10 minutes flash off between coats. Hold spraygun 25-35 cm from surface. Overlap previous pass 50% to achieve even coverage.

Pot Life @ 20°C: 1 hour

BASECOAT:

The basecoat can be applied after the last coat of primer is tack free and has been smoothed with fine Wet & Dry abrasive paper. Any imperfections must be corrected before basecoat colour application.

Mixing Ratio: 1 part Kaleidoscope Basecoat
(volume) 1 part Multipurpose Reducer

Mix well, then strain through a fine filter

Equipment: Conventional suction or gravity (preferred) spraygun.
Tip size: 1.2 - 1.4 mm

Apply three medium coats @ 30 psi, then cross-coat / mist-coat with 5 minutes flash off between coats. Hold spraygun 25-35 cm from surface. Overlap previous pass 50% to achieve even coverage.

Pot Life: 24 hours @ 20°C

Note: *Cross-coats and/or mist-coats can be used to achieve an even pattern. Increasing the number of coats of Kaleidoscope Basecoat (6 coats maximum) will increase colour intensity but reduce area that can be coated.*

Avoid dusting of final coats which would cause poor adhesion of subsequent coats.

2K CLEAR:

Duragloss Clear can be applied 15 minutes after the application of the last coat of basecoat.

Mixing Ratio: 4 parts Duragloss Clear
(volume) 1 part Duragloss Hardener
Mix then up to 20% 909 Reducer.

Mix well then strain through fine filter.

Equipment: Conventional suction or gravity (preferred) spraygun.
Tip size: 1.4-1.8 mm

Apply one light coat plus 1-2 medium coats @ 44-55 psi with 10 minutes flash off between coats. Hold spraygun 25-35 cm from surface. Overlap previous pass 50 % to achieve even coverage.

Pot Life: 1 hour @ 20°C

Drying after last coat of Duragloss Clear:

No warranty either expressed or implied is made by RALI in this document, which is a technical data information sheet. The description of the product and its properties is for the sole purpose of identifying the product and does not constitute a warranty that the product or its properties shall conform to that description, nor is the description of the product and its properties a warranty by RALI that the goods are suitable for a particular purpose. Do not apply paint if relative humidity is above 85% or temperature is within 3 deg C of Dew Point being the MPT or Minimum Paint Temperature.

Always use correct Personal Protective Equipment

Directions For Use (cont)



Air Dry @ 20°C

- Touch dry: 30 minutes
- Full cure: 3 days
- Repair: after 2 hours, or after 24 hours after sanding.

Force Dry: bake at 60°C for 30 minutes

In cold conditions the drying of the 2K products (primer and clear) can be accelerated by the addition of up to 5% by volume of RALI 62C Accelerator after the addition and mixing in of the hardener. This addition will however approximately halve the pot life and may result in some loss of gloss.

Repair:

Generally only panel repairs with the same colour Primer/Groundcoat, same number of basecoats and Finishing Clear give acceptable results.

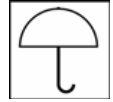
Health & Safety



For detailed information refer to Safety Data Sheet (SDS). Mixed product contains isocyanates.

Inhalation may cause respiratory sensitisation. Applicators and personnel in the vicinity must wear an air fed respirator. Avoid contact with skin and eyes. Wear protective clothing and eye protection. Product is flammable, use and store away from heat and ignition sources.

Transport & Storage



Sizes: 6 X 250ml kit / 6 X 1L kit
Dangerous Goods: 3A
UN: 1263
Hazchem: 3(Y)E
Packing Group:
Shipment name: PAINT Flammable
Flash point:

No warranty either expressed or implied is made by RALI in this document, which is a technical data information sheet. The description of the product and its properties is for the sole purpose of identifying the product and does not constitute a warranty that the product or its properties shall conform to that description, nor is the description of the product and its properties a warranty by RALI that the goods are suitable for a particular purpose. Do not apply paint if relative humidity is above 85% or temperature is within 3 deg C of Dew Point being the MPT or Minimum Paint Temperature.