


Always use correct Personal Protective Equipment


EQUIPMENT ENAMEL

Description



Equipment Enamel is a fast-drying gloss enamel principally designed for spraying onto implements and machinery where production costs and time saving are important. Equipment Enamel is designed for use in applications, which require an economic protective yet decorative coating.

Products



Product Type: Copolymer Alkyd
Colour: Full Range
Finish: Gloss
Pot Life:
Induction Time:
Density: 1.075 kg/L
Recommended DFT: 30 microns
Theoretical Coverage: 10m²/L @ 30 microns DFT

Properties



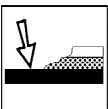
VOC: 557 g/L
Volume Solids: 35% (white)
Recoat-ability: Self Recoat: 18 hours

Dry Time @ 20°C:
 Dust free: 5 minutes
 Tack free: 25 minutes
 Handle: 1-1½ hours
 Full cure: 7-10 days

Note:

Following coats should be applied within a half hour of the preceding coat or after an interval of at least 24 hours as the partially cured film is subject to frying and lifting between these times.
Excessive film builds and cold temperatures may prolong the 24-hour period.

Substrates



Equipment Enamel can be applied over a variety of suitably prepared exterior and interior surfaces:

- O.E.M. finishes
- Refinished fully cured and dry paint systems
- Steel
- Aluminium and non ferrous metals
- Galvanised steel
- Glass reinforced plastics (Fibreglass)
- Wood and M.D.F. Board Composites

No warranty either expressed or implied is made by RALI in this document, which is a technical data information sheet. The description of the product and its properties is for the sole purpose of identifying the product and does not constitute a warranty that the product or its properties shall conform to that description, nor is the description of the product and its properties a warranty by RALI that the goods are suitable for a particular purpose. Do not apply paint if relative humidity is above 85% or temperature is within 3 deg C of Dew Point being the MPT or Minimum Paint Temperature.

Always use correct Personal Protective Equipment

Surface Preparation



Strong emphasis that all surfaces to be painted should be clean, dry free from all traces of contamination and be well sanded. Do not apply to existing finishes that are blistering, peeling, cracking or otherwise unsound. These must be completely removed and primed with suitable primer.

Steel

The substrate should be cleaned with Wax & Grease Remover, mechanically abraded and chemically treated with Rust Kill or Hydrafos to remove all rust and corrosion. Re-clean with Wax & Grease Remover. Prime with suitable primer from the Resene Automotive and Performance Coatings Range: Maintenance Primer, Etch Primer (refer data sheets).

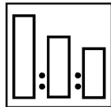
Aluminium

Thoroughly clean with Wax & Grease Remover. Mechanically abrade with 320-grit paper or use 3M Scotchbrite abrasive pads. Chemically treat with Hydrafos. Re-clean with Wax & Grease Remover. Prime with Etch Primer (refer data sheets).

Existing paintwork

Wash with water and soap. Degrease with Wax & Grease Remover to remove all traces of oil, grease, silicone, and wax and be free of all contamination. Painted surfaces must be thoroughly sanded with 240-320 wet and dry paper to remove all gloss. Feather back damaged coatings to a sound edge. Spot prime any bare areas with recommended substrate primer. Equipment Enamel contains strong solvents that can wrinkle uncured primers or some existing paints. A test patch is recommended to confirm compatibility and adhesion.

Directions For Use



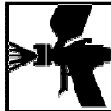
Mixing Ratio:

Equipment Enamel should be thinned with Spraying Thinner up to 20% by volume. Under winter conditions when faster set up characteristics are desirable, use Winter Reducer.

Application Method:

Strain thinned paint before application. Spray one full wet coat or one even double coat. Allow sufficient time (normally 5 minutes) for this coat to set up. Apply the second coat in the same manner.

Spray Equipment:



Compliant / Conventional Suction and Gravity feed

Tip size: 1.2 - 1.6 mm
Air pressure: 275-380 kpa (40-55 psi)
Clean up: Spraying Thinner

No warranty either expressed or implied is made by RALI in this document, which is a technical data information sheet. The description of the product and its properties is for the sole purpose of identifying the product and does not constitute a warranty that the product or its properties shall conform to that description, nor is the description of the product and its properties a warranty by RALI that the goods are suitable for a particular purpose. Do not apply paint if relative humidity is above 85% or temperature is within 3 deg C of Dew Point being the MPT or Minimum Paint Temperature.

Always use correct Personal Protective Equipment

Health & Safety



For detailed information refer to Safety Data Sheet (SDS). Avoid breathing vapour. Wear protective mask and gloves. Ensure adequate ventilation. Highly flammable - keep away from sparks and flames. If eyes become contaminated flush with water for 15 minutes.

Transport & Storage



Sizes: 1L, 4L, 20L
Dangerous Goods: 3A
UN: 1263
Hazchem: 3(Y)E
Packing Group: III
Shipment name: PAINT Flammable
Flash point: Below 23°C

No warranty either expressed or implied is made by RALI in this document, which is a technical data information sheet. The description of the product and its properties is for the sole purpose of identifying the product and does not constitute a warranty that the product or its properties shall conform to that description, nor is the description of the product and its properties a warranty by RALI that the goods are suitable for a particular purpose. Do not apply paint if relative humidity is above 85% or temperature is within 3 deg C of Dew Point being the MPT or Minimum Paint Temperature.