

Resene

NEWS

Head Office, Vogel St, Lower Hutt, P.O. Box 38 242, Wellington Mail Centre, New Zealand. Tel +64-4-577 0500, Fax +64-4-577 0600. ColorShops throughout New Zealand

Nothing Lonesome About This Café

A recent New Zealand Institute of Architects - Resene branch award has confirmed what the locals already knew about this Queenstown café.

Serving huge cowboy-sized meals and drinks in an environment which represents a wild west saloon bar, the Lone Star Café is one of the most popular nightspots and restaurants in town.


Architect Maurice Orr says the western effect was achieved with a lot of "one-off" sculptural



pieces and artwork - with Resene Paints and contractor Phil Ravenwood playing the leading roles in creating special effects on almost every type of surface imaginable, both exterior and interior.

"It is a little bit of everything - but it works really well," Mr Orr says.

Architect Maurice Orr and Queenstown's award-winning Lone Star Café. ▼



Vignette with Resene and Touch the Stars

When Christchurch architect Bill Skews was asked by ASB Bank to revise its colour scheme throughout New Zealand, he came straight to Resene for advice on revising the old vignetting technique for '90s products and applications.

Vignetting, a system of blending colours graded from dark to light, gives the feeling of 'reaching for the stars' on a tall building. If painted dark, a tall building could otherwise be overpowering, and give the effect of falling on top of an observer.

The Resene vignetting system has already been successfully applied to a number of ASB Bank branches in blues and greys, as well as the old State Insurance building in Timaru, in burgundies, and an old Victorian building in Dunedin's George Street.


Resene will be shortly releasing a guideline for vignetting.

◀ Architect Bill Skews (right) with Resene's Henrietta Savill outside the ASB Bank's vignetted Hereford Street branch in Christchurch.

Resene - the paint the professionals use

Rotorua Gallery

A selection of recent projects from the Rotorua region highlight some colourful local landmarks



▲ The world-famous Polynesian Pools in Rotorua have been given a facelift by owner Martin Lobb - with colour inspiration from Resene Paints' Total Colour Multi Finish System. Contractors Canteec Services used Uracryl 403 and Super Gloss for the pool areas and Lumbersider and Lusta Glo for the bar and restaurant.



This winter's French and South African...
▼ the impetus for a repaint of Rotorua's...



Fresh Taste with Classic Undertones for Mission

A recent Resene facelift on the exterior of Napier's historic Mission building recalls all the tradition of the past - with the protection qualities of the present.

The building, a former Marist seminary, was moved from its original downtown site in Napier in 1910 to its present hilltop position.

While it is better known today for its links with a prominent local vineyard, the Mission's new paint job - in Resene Hi-Glo gloss acrylic by contractors Programmed Maintenance Services - preserves the true character of the building's past.

▲ The newly-painted Mission building, with (from left to right): Resene branch manager Mark Aschoff; Jan Seaman (Mission Trust); John Gerondis (Programmed Maintenance Services); and John Kelly (Mission Trust).



▲ The eye-catching Square Edge Creative Centre in...

Palmerston North Job Turns Phenomenal

"Phenomenal". That's how Resene's describes the city's reaction to the recent Edge Creative Centre.

The building's once-dull exterior was combined efforts of artist Stephen Sayer, Waterproofing System, and Palmerston North painting team, led by Brian Tipping.

The entire job was done in top secret covers - ensuring maximum impact when...


New Lease of Life for Auckland Landmark

Things have come full circle for Auckland's Endeans building.

The one-time low-cost city apartment block and then office block has now been redesigned as an up-to-the-minute apartment building - with a little help from Resene.

Auckland's Wright Painters applied a four-coat waterproofing system - two coats of X200 waterproofing membrane, a coat of Lumbersider to required colour, and then a coat of F10 Glaze - to ensure an even longer life for the Auckland landmark.

Auckland's Endeans building - before and after, with (from left): Mike Millar, Resene Auckland central sales representative; Kerry Bracewell, Bracewell Construction; Mike Wright, The Wright Painters; Murray Day, Malcolm Brown/Murray Day Architects; Arthur Morganstern, owner/architect; Barrie Crawford, Resene architectural services representative.




rugby tours were
at football stadium.
Resene Paints,
together with
contractors Cantec
Services, and Rotorua
District Council
consultant Peter
Gibson, have
used a Hi Glo,
Gloss and
winner - in
blue and gold
plenty colours.



▲ Rotorua Aquatic Centre's exterior swimming pool was in poor shape when Resene was asked to come up with a coating system that would improve its condition and last well. After a few repairs and three coats of Resene Chlorinated Rubber Pool Blue, applied by painters G M R Holmac, the pool now looks as good as new.

Tasman Forestry's headquarters overlooking Kawerau now blends well with its pinus radiata neighbours following an exterior repaint in Resene Hi Glo Acrylic, Super Gloss Enamel and Uracryl 403. Pictured outside the freshly-painted building is Tasman Forestry's Cecilia Kamizono, who chose Resene's Green Mist and Woodland colours for the building, with Resene representative Tony Taylor (left) and Ash Gribble (right), from Rotorua painting contractors G M R Holmac Ltd. ▶



Palmerston North.

North Paint Leads

Palmerston North team
repaint of the Square
transformed through the
Resene Paints X200
North City Corporation's
and under tarpaulin
all was finally revealed.



Panelbeating with a Touch of Class



▲ A panel shop with a difference, with (from left) Resene architectural representative Kate Wilton, Alan Harvie, architect Simon Novak and painter, Bill Smith. A fine example of Alan Harvie's spraypainting work is displayed in the background.

Panel shops are not generally well known for their architectural and design qualities - but Alan Harvie's business in downtown Wellington has to be an exception.

The skills of local architect Simon Novak of Novak and Middleton and Resene Paints were used to ensure the workshop stands out from the crowd and reflects the true "colours" of automotive spraypainting.

A specifier of Resene's Du Pont automotive spraypaints, Alan Harvie was naturally very keen to use Du Pont on the metallic elements of the design.

Also featuring were a range of other Resene products, including the texture coating product, Resitex, in a combination of striking colours such as Moon Yellow, Flame Red, Deep Koamaru, Blue Diamond and Salem.

Sunny Facelift for Blenheim Lodge

More than 18 years after Blenheim's Sun Country Lodge was first painted with Resene, the colourful building has been treated to another Resene freshen-up.

Contractor David Price used almost 600 litres of Venetian Red Hi Glo on the building's roof and more than 800 litres of Off Yellow Sonyx 101 for the exterior walls and concrete fences.

But the massive job didn't finish there: Resene was also called on to supply paint and wallpaper for the lodge's 70-odd rooms.

◀ Celebrating a "sunnier" lodge (from left) are contractor David Price, owner Greg Smith and Resene representative Bryan Newman.

Cold Storage Building given Rolls Royce Exterior



Only the best of coating systems could withstand the exposed seaside position of the huge Nelson Cold Storage building.

When the company recently asked Resene Paints for help with a repaint, 2000 litres of Amersfield acrylic urethane - the Rolls Royce of protective paint coatings - was specified. Wind-blown sea spray meant its application was a demanding process. Paint contractors, Canterbury Gold Seal, had to wash the entire building between every coat to remove salty residue. But the result is a sparkling and long-lasting addition to the Nelson sea front.

◀ Nelson Cold Storage - ready to face any weather.

Healing with Colour in Porirua

Resene came to the rescue when Wellington architect Richard Carver wanted to create a unique environment in the Porirua Urgent Pharmacy and 24-hour Medical Centre.


His design called for colours which would add a little sparkle to a centre used both day and night - and Resene came up with a number of blended samples with paint effects for his selection.

The result, applied by Hutt Valley paint contractors New Horizon, is largely two-tone: a soothing green, made from a base of Patina and sponged with Norway; and a warm terracotta, made from an Apple Blossom base and a colour wash of Chardonnay, sponged with Santa's Grey.

"The doctors at the centre have written to say they are very happy with the way it has worked out - and apparently they have had a good reaction from the people using the building," Richard says.



▲ The warm and welcoming colours of the Porirua Medical Centre.



▲ Kelly Tarlton's Underwater World provides a taste of Antarctica. (Photo: Trends Publishing International Ltd.)

Resene Chills Out at Kelly Tarlton's

Painting the new Antarctic display at Kelly Tarlton's Underwater World in Auckland was a job that called for a dramatic approach. The display takes visitors in a replica Haagland snowcat through simulated blizzards and a real ice shelf - giving them a true taste of life in Antarctica.

Capturing this realistic effect, with an environmentally-friendly system which copes with big temperature changes, was the brief given to Resene and painting contractors Tim and Finn Jacobsen by Birkenhead architects, Ashton Mitchell.

The answer came in 800 litres of white Hi Glo, complete with a special glitter addition, which was used to recreate the expanse of snow and ice at the display - together with Midnight Express in Resene Lumbersider for the ceiling 'skies'.

Paint Effects Medium goes "Live" On-stage

The Manawatu Theatre Society's set designer, Charlie Forbes, recently presented the Resene team in Palmerston North with an unusual paint query.

How could the society transform a collection of old, mismatched and pre-painted chairs, tables and desks into a set design with a woodgrain effect for its production of the musical "Chess"?

The answer was simple, using Resene Paint Effects Medium, Lumbersider, Zylone 20 and a little ingenuity. Once theatre members were given a brief demonstration by a Resene representative, they set to work with paintbrushes - and the result was ideal.

Following a successful season in Palmerston North, the "Chess" set has now been shipped to other venues - first up, Tauranga - for use in similar productions. Watch out, Andrew Lloyd Webber.

The Resene-painted "Chess" set in action. ►

