

In Australia, PO Box 785, Ashmore City, Queensland 4214
Call 1800 738 383, visit www.resene.com.au
or email advice@resene.com.au

Resene
the paint the professionals use

In New Zealand, PO Box 38242, Lower Hutt 5045
Call 0800 RESENE (737 363), visit www.resene.co.nz
or email advice@resene.co.nz

shining light

Painting a lighthouse is a challenge in itself, but when it is the iconic 14 metre tall Cape Brett lighthouse attracting international visitors and located on an isolated headland, the challenge is even more daunting.

With isolation comes complicated logistics. Nearly 50 tonnes of equipment was barged out to the Cape to provide materials for the restoration. 12 people plus a Skywarks helicopter and crew helped to transport all the materials, including the four tonnes of granite needed to blast off the paint. The paint was helicoptered from barge to the Cape Brett hut with a 30 metre strop carrying loads of up to 850kg over a period of nearly five hours.

The substantial upgrade of the Cape Brett site being undertaken by DOC, includes repairing and repainting the lighthouse and the lighthouse keeper's cottage and tidying up of the general site. The near century old lighthouse exterior was expected to be repainted over a six week period, however around 100 litres of Sea to Sky waterborne paint stripper and an extra fortnight of work was required to strip off the around 60 layers of paint that were found. All scraping was done by hand to minimise the health risks associated with the lead-based paint. The lighthouse was wrapped in green scrim to contain the lead-based paint being stripped off the surface. This resulted in concerned calls with some believing the lighthouse was being painted DOC green. Once the hand scraping was complete, the surface was garnet blasted, glass and woodwork replaced and the topcoats applied.

The lighthouse restoration also involved hand refurbishing of the copper dome with ScotchBrite cleaning pads, replacement of the triangular glass, windows and doors and the fitting of new stainless steel ladders. Each nearly 300kg door had to be helicoptered off the Cape before the new rosewood replacements could be crafted and transported.


The paint system of Resene ArmourBond, Resene Armourcote 510 and two coats of Resene Uracryl 402 was applied with meticulous care. A weather station was amongst the supplies to provide accurate humidity and dew readings to ensure appropriate conditions for the application and curing of the paint system. The lighthouse had to be washed every day prior to the start of painting necessitating large volumes of water that was also transported in. Workers remained on site during the project staying at the Cape Brett Hut, the last surviving lighthouse keeper cottage, which DOC now manages as a trampers' hut.

The Cape Brett lighthouse stands at the entrance to the Bay of Islands. In 1906, the Department of Transport identified the entrance to the Bay of Islands as an ideal location for a manned lighthouse to fill the gap between Cape Van Diemen and the Mokohinau Islands, which mark the northern approach to the Waitemata Harbour. The lighthouse utilised innovative technology for the time as the light revolved in a bath of mercury reducing friction, rather than the beveled rollers and ball bearings that were typical at the time. The light emits two successive flashes every 30 seconds visible for up to 26 nautical miles. Manned by three keepers, the settlement consisted of three homes to house the keepers and their families, until it was decommissioned in 1978 and replaced by a small automated light.


In 1984 the bulk of the Cape Brett Reserve was passed to the Department of Lands and Survey, with DOC becoming responsible for administration from 1987.

Visitors to the lighthouse remark that it is like walking back in time with the interior fitted out in extensive brasswork. The lighthouse is, in theory, fully operational and could be turned on with a flick of a switch, though the now antique wiring might struggle to cope.

A key part of New Zealand's coastal history and a feature on thousands of Hole in the Rock trips, the Cape Brett lighthouse is once again shining bright.



Applicator:
CW Rudolph and Sons
Ltd, Whangarei
Architect:
Studio Pacific
Architecture
Owner:
Department of
Conservation
Project Manager:
Andrew Blanshard,
Historic Ranger
Resene: Stef
Christodoulou,
Northland Branch
Manager



winner with wow



Building Contractor:
David Reid Homes Sunshine Coast Southern Pty Ltd
Painting Contractor: Chook & Wells
Colour Consultant: Melissa Brinsdon
Designer: Tim Christopher
Resene: Dave Sargent, Queensland Sales Manager



A showhome sporting a striking appearance, strong design and a fresh innovative amalgamation of glass, metal and water is usually guaranteed to gain attention. But just to ensure this home stands out from the pack, it has also added the prestigious Master Builders Association of Australia award for National Display Home over \$500,000, State and Regional Master Builder awards for Housing Construction for Display home over \$550,000 and the Queensland Building Designers Association award for its unique design elements to its long list of prized features.

The home showcases how to build architecturally designed custom-built homes that won't take forever to complete or cost the earth, scoring full marks for its value for money and external appeal. The BAJA showhome is surprisingly deceptive in its simplicity. Clean, uncluttered lines dominate, with high quality tiles and fittings, and expansive decking for glorious outdoor living. The lounge features a suspended mezzanine slab adding to the atmosphere of understated luxury.

Outside the home is finished in **Resene Limelock** to cure and seal in any free lime that may be present and topcoated in **Resene Lumbersider** tinted to **Resene Alabaster** (blackened white), **Resene Whizz Bang** (bright orange), **Resene Half Masala** (greyed brown) and **Resene Stonehenge** (stone grey). Drawing the palette inside, **Resene SpaceCote Low Sheen** tinted to **Resene Alabaster** features on wall areas complemented by trim and joinery in **Resene Lustacryl** semi-gloss waterborne enamel and ceilings in **Resene Half Alabaster** (black white). Feature pelmets are finished in **Resene SpaceCote Low Sheen** tinted to **Resene Half Masala**. The Resene paint systems that wrap surfaces inside and out are all Environmental Choice approved.

Combine the striking design to a view out to the picturesque waterways of Pelican Waters on the Sunshine Coast and this home combines the best of design tailored to the beauty of the natural environment. The fistful of awards echo the quality of design and finishing that all visitors are immersed in when they visit. With the showhome already a star attraction, the award has given potential visitors even more incentive to visit.

haven from home



Hugging the coastline at the end of Tipoka Road in Taranaki, the House for Karen is inspiring. The house, designed by **Boon, Goldsmith, Bhaskar Team Architecture**, sleeps 12 people in five bedrooms and features a library and large living areas. A separate annex area, linked by a covered walkway, provides a quiet place away from the rest of the home.

The home has been built by the **Karen Cornelia Trust** established in 2004 with the aim of supporting cancer sufferers and their families. Karen unfortunately lost her cancer battle in 2003. In the latter part of Karen's illness, the Van Dillen family were given the opportunity to have a short holiday at a Mokau bach. It was a special time for the family away from their normal daily pressures. Ronnie Van Dillen wants other families in the same situation to be given the same opportunity to get away.

The aim is to build two holiday homes to be used by those suffering from cancer and their families to take time out as they cope with the illness. The first of these homes is in Tipoka Road. A 'walk in, walk out' service, all needs of visitors will be catered for, including food, enabling visitors to enjoy a holiday without worrying about the expense. The home is expected to be occupied 35 weeks of the year. A massive effort with in excess of 400 contributors, the home was built in three parts in New Plymouth allowing the public to view the building before being trucked to another viewing point and then its final home, a donated coastline property near Rahotu.

The home is finished throughout in **Resene Environmental Choice** topcoats **Resene Lustacryl** semi-gloss waterborne enamel, **Resene SpaceCote Low Sheen Kitchen & Bathroom** waterborne enamel, **Resene Waterborne Woodsman** penetrating oil stain and **Resene Aquaclear** waterborne urethane, all proudly donated by Resene.

In time the Trust envisions that a further holiday home will be built.



A new gymnasium has joined the facilities offered to students at St Dominic's College in Henderson improving access to sports and recreational activities. St Dominic's is an integrated Catholic secondary school for 850 girls from Years 7–13 founded by the Dominican Sisters in 1952, with education founded on the Gospel values of the Catholic faith tapping into the Dominicans' 800 year old tradition of service to education.

The new gymnasium is a modern complex clad in a blend of Titan board, Linea weatherboard and precast concrete finished in Environmental Choice approved **Resene Lumbersider** waterborne satin tinted to **Resene Lemon Grass** (smoky grey green), **Resene Sea Fog** (greyed white) and **Resene Half Tea** (complex neutral) with steelwork and soffits in **Resene Sea Fog**.

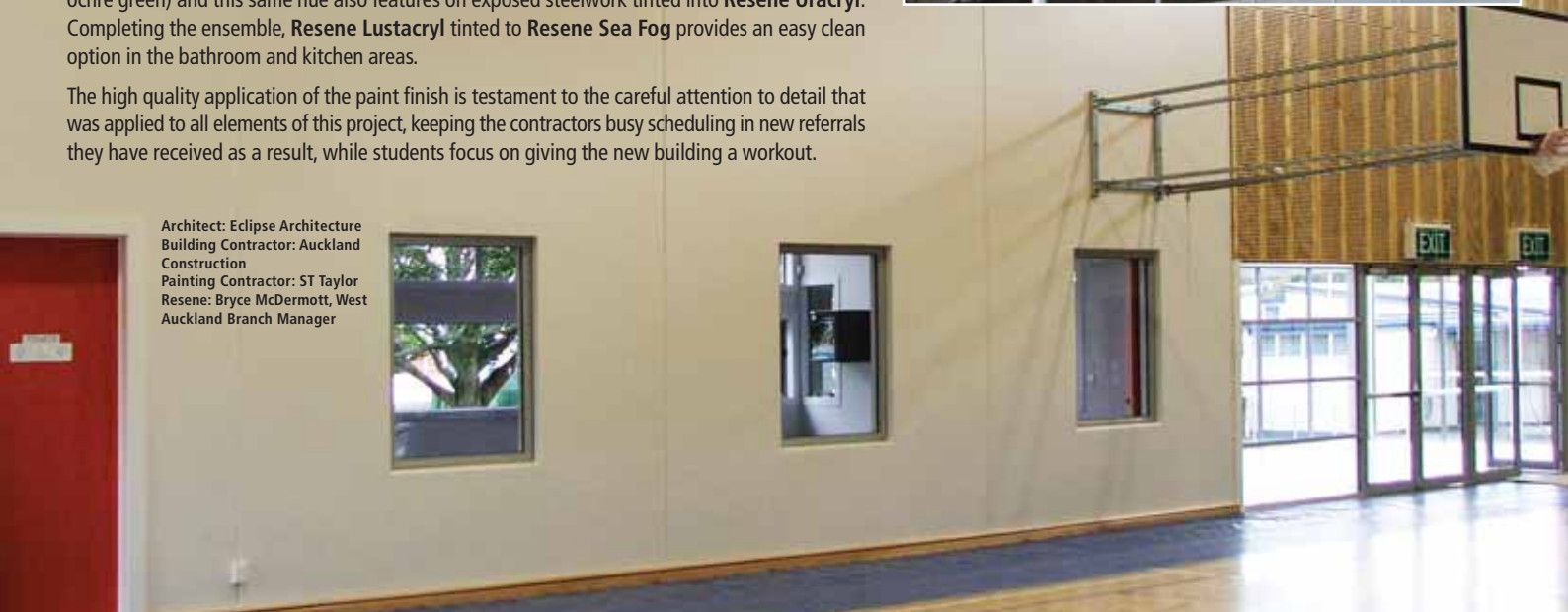
The neutral palette outside makes way to a mix of bright and light on the interior, with predominantly **Resene Quarter Tea** (muted beige) walls and **Resene Black White** (grey white) ceilings joined by accents of **Resene Whizz Bang** (bright orange) and **Resene Sushi** (bright lime green), all finished in Environmental Choice approved **Resene Lustacryl** semi-gloss waterborne enamel. Concrete floors in storage areas are finished in **Resene Aquapoxy** tinted to **Resene Delta** (warm ochre green) and this same hue also features on exposed steelwork tinted into **Resene Uracryl**. Completing the ensemble, **Resene Lustacryl** tinted to **Resene Sea Fog** provides an easy clean option in the bathroom and kitchen areas.

The high quality application of the paint finish is testament to the careful attention to detail that was applied to all elements of this project, keeping the contractors busy scheduling in new referrals they have received as a result, while students focus on giving the new building a workout.



game on

Architect: Eclipse Architecture
 Building Contractor: Auckland Construction
 Painting Contractor: ST Taylor
 Resene: Bryce McDermott, West Auckland Branch Manager



go green

A new 194 square metre home in Whitianga Waterway's new airfield subdivision is a showplace for sustainability. Combining practicality with luxury, this home adheres well to the mantra that form follows function.

Green building principles, many sourced from international experience, were the driving force behind the use of sustainable materials. The weatherboards and fascias are New Zealand grown Cedar and the home features added benefits, such as higher R value rated wool insulation, solar hot water and underfloor heating and an interior finished with Environmental Choice approved low VOC Resene paint systems in **Resene Half Joanna** (fresh neutral) and **Resene Almond Frost** (cocoa brown) for a healthy interior environment. **Resene Environmental Choice** paints also feature on the exterior of the home with **Resene Lumbersider** tinted to **Resene Bokara Grey** (charcoal black).

The focus on sustainability is reflected all the way through to the final details, with excavated soil on site being reused for garden landscaping, a Greymate system installed for greywater irrigation, a Chili Pepper water saving return system to ensuite vanity to reduce water wastage waiting for the hot water to arrive and even the site sign was made from plywood not PVC. The high gable design allows the sun to stream into the kitchen in the mornings providing natural early morning warmth.

The design concept, based on simple aircraft lines, provides space for an organic garden, children's play area and optional outdoor entertaining spaces.



Resene. Certified products since 1996

Water Based Paint
 License No 129003

Building Contractor: Percival Design Homes
 Painting Contractor: JL Connolly Whitianga Ltd
 Resene: Mike Martin, Waikato Sales Representative



dine by wine Nostalgia meets chic indulgence in The Old Church in a vineyard on Meeanee Road, Napier. The historic Meeanee church built in the late 1800s has undergone an extensive renovation and transformation to ready it for its new occupation as an iconic restaurant.

Outside, the church roof gleams in **Resene Hi-Glo** tinted to **Resene Scoria** (copper red brown) combined with a custom-made colour palette of Old Church Cream, Old Church Light Green and Old Church Dark Green with window joinery in **Resene Quarter Sea Fog** (black edged white) and the base in **Resene Kelp** (bark green). **Resene Hi-Glo** is used on all exterior faces for a striking high gloss finish. To ensure the integrity of the paint finish, half the building was stripped right back to the original native Matai necessitating the removal of old lead-based paint and filling and sanding prior to application of a single priming coat and two topcoats of **Resene Hi-Glo**.

The internal changes are equally impressive. Exposed high beams are finished in **Resene Lumbersider** tinted to **Resene Domino** (warm grey brown) followed by **Resene Enamacryl Metallic** tinted to **Resene Spark** (brown metallic), which works well with the **Resene Quarter Fossil** (light green beige) on all other ceiling areas. Walls and trim are protected and warmed by the complex tonings of **Resene SpaceCote Low Sheen** waterborne enamel tinted to **Resene Fossil** (beige) complemented by **Resene Lustacryl** semi-gloss waterborne enamel tinted to **Resene Double Fossil** (green beige) on trims and window joinery.

Once varnished posts were stripped then finished in **Resene Quick Dry** waterborne primer undercoat with a paint system of **Resene Lumbersider** tinted to **Resene Fossil** followed by **Resene Crackle Effect** and a final coat of **Resene Enamacryl Metallic** tinted to **Resene Spark**. The **Resene Crackle Effect** creates an aged cracked appearance across the surface, allowing the **Resene Fossil** toning to show through the web of cracks in the metallic providing an aged two-tone effect finish. Completing the adventurous palette, the bar area and terrace



before



after

room are finished in **Resene Lumbersider** tinted to **Resene Dusty Road** (mushroom brown) followed by **Resene Enamacryl Metallic** tinted to **Resene Goldmine** (gold aluminium). The selection of hues and finishes is meticulous, down to the striking finish in the bathroom areas where new paperfaced plasterboard is primed then finished in **Resene Lumbersider Black** with a topcoat of **Resene Pearl Shimmer** pearlescent effect.

144 years young and counting, this old Church is now humming with discerning diners.

Interior Designer: Wendy Giltrap Painting Contractor: Freeman Decorators Ltd Resene: Helen Stoddart, Hastings Colour Representative

seaside fare Cantabrians embarking on summer strolls down Sumner Beach, Christchurch have often tucked into a round of ice-cream at the local kiosk that has weathered the storms and the sun for many years. This kiosk has had a makeover as part of the extensive Scarborough Fare Restaurant and Kiosk 147 exterior and interior alteration and refit. Dressed in an Environmental Choice paint finish, the exterior features



Designer: The Design Team Painting Contractor: City Paint Resene: Christchurch

Resene Lumbersider waterborne satin over a mix of old and new weatherboards and weathered Summerhill stone, while **Resene Zylone Sheen** low sheen waterborne finish is used on interior broadwall areas with **Resene Lustacryl** semi-gloss waterborne enamel on trims and joinery.

Brave colour choices in the form of **Resene Ebony Clay** (grey black) and **Resene Carpe Diem** (sunshine orange), seize attention and are striking against the maritime landscape. The award winning restaurant is well known on these shores and, with the striking new colour scheme, the aim is set firmly on continuing the same proud traditions of excellence.

Good old fashioned ice-cream and award-winning meals wrapped up in one, no wonder the locals are finding any excuse to go for a wander and bite down at the beach.



safe move

A soon to be completed 2 kilometre-long two-lane bypass will provide welcome relief for travelers on the congested Avalon Drive in Hamilton. Avalon Drive has been the official SH1 route through Hamilton City since 1992 when the highway was moved away from the busy Hamilton central business district. Since that time over 25,000 vehicles have traversed the road daily, navigating their way through 10 intersections in the short stretch of space. The new bypass will divert state highway through traffic away from local traffic, allowing each to flow more freely to their destinations. Construction started in February 2007 and the project is due to be completed in early 2009.

Barrier walls run the length of the new bypass comprised of precast tilt slab concrete finished in a Resene anti-graffiti system of two coats of **Resene Uracryl 403** in **Resene Scarpa Flow** (steel grey) and **Resene Mountain Mist** (soft grey). Applied in a wave effect to suit the barrier mouldings, the two-tone grey provides visual relief while protecting against graffiti. Any graffiti that does occur can be quickly washed off using **Resene Graffiti Cleaner**, leaving the **Resene Uracryl 403** surface intact with no trace of the tagger's attempt at infamy.

Building Contractor: Brian Perry Civil; Transit NZ Painting Contractor: GMR Holmac Resene: Peter Smithers, Hamilton Sales Representative; Ian Rolfe-Vyson, Protective Coatings Consultant

can do!



before



Amcor: Jim Hodgson, Sales and Marketing Manager; Sandy Curach, Consultant
Painting Contractor: Higgins Coatings
Resene: Angela Fell, Colour Consultant; Dean Blackwood, South Auckland Area Manager.

Ash Road, Manukau is the business location of Amcor Beverage Cans, the innovative can production plant based in Wiri producing eight different can sizes for customers in New Zealand, Australia and the Pacific Islands. In their 20 years on this site, the business has received international recognition for its manufacturing processes and commitment to innovation. The recent external facelift of the Manukau building was part of the Amcor Continuous Improvement programme incorporating a solution that provided more than just pretty colours.

The new paint system consists of Resene Lumbersider Cool Colour Black on the lower face of the building to provide a strong grounding focus for the colour scheme, while utilising the Resene Cool Colour technology that reflects much more of the sun's energy than a standard formulation black, reducing stress on the substrate and coating and minimising heat transference into the building. The deep black is accented with Resene Buttercup (bold orange yellow) complementing the two tone effect of the Amcor brand logo. The selection of this Environmental Choice approved paint system and utilising of the Resene Cool Colour technology sits well with the core focus of Amcor Beverage Cans who, by making sustainable product packaging that is lightweight, reduce the cost and greenhouse impact of transportation, and by being 100% recyclable afford an energy saving of 90% when recycled.

The striking tones of the ocean are recreated in the new Seafood Mania store in Toombal Road, Toombal, with Resene Enamacryl Metallic tinted to Resene Digital Blue (blue metallic) adding sheen to the interior CFC sheeting and paperfaced plasterboard.

The striking blue reflects a soothing blue hue onto the Resene Zylone 20 waterborne flat and metallic finished ceiling.

The combination of metallic with stark white reinforces Seafood Mania's modern and upmarket branding and is a hint of things to come with many more stores planned in the future.

With the striking finish, schools of customers are taking the bait and coming in for a meal.

Resene: Jason Osborne, Brisbane Trade Sales Representative



fish fan



pot spot



Fancy a pot or two to complete your latest landscape design or perhaps you need something to decorate the terrace at home but can't find the colour you want? Recognising that this is a common dilemma for customers, Auckland Landscapes have put together a pot and paint package to enable you to match pots to the chosen colour scheme, inside or out, without having to lift a paintbrush.

Their Stonecast series of pots are handcast using a reinforced resin and stone aggregate formula, providing a lightweight pot solution for easy and safe handling and to allow use on apartment balcony decks and other weight loading restricted areas. Suitable for exterior and interior use, the modular range has shapes to suit residential and commercial applications that can be finished in a range of Resene Karen Walker colours or in natural grey or sandstone, which can be left as is or painted in your choice of Resene colours. The pots are sealed and waterproofed to reduce root dryout, mould and discolouration.

To round out the convenience of the painted pot package, they are available for ordering online at www.aucklandlandscapes.co.nz or if you are in Auckland you can pop into their Devonport showroom at 27a Lake Road, Devonport.

colour cues for 2009

Sink back into warm mid tones and cool ethereal hues for 2009 for a sense of well being, fresh and forward thinking. **The Range 2009** draws on hues from the full spectrum complemented by a variety of whites and cool and warm greys.

There is a definite warming trend as bronzed yellows, burnished oranges, earthy and tan browns, nature inspired greens, vivid reds and reddened purples meet slate blues and soft neutrals. Designs become more thoughtful and mature, less fussy, yet not minimalist and colour is used to provide a subtle highlight and to balance design features. Hues seem familiar and comfortable, with fewer daring bolds compared to earlier in the decade.

Green continues to anchor the palette with the interest in environmental sustainability continuing. Healthy greens drawn from landscapes and agriculture, expressed most commonly as yellow greens and clean greens, dominate. In **The Range 2009** we see this environmental focus underpinning a variety of hues, as even the reds and purples tend towards vegetal colours.

Red is strong and seductive. The bold clean hues of previous years carry forward combined with a nod to nature with tomato reds joined by a quick taste of warm extroverted pink. **Oranges** are burnished and yellows bronzed complementing the prevalence of healthy greens.

Blues are watery and calm, incorporating slate blues and grey blues through to deep ocean blues continuing from previous years. The slate blues are weathered and introspective, soothing the senses. Purples lean towards blue undertones. Dusty purples have made way to the influx of soft greys.

Neutrals are grey inspired underpinned by seemingly timeless neutrals that have remained popular through many decades. A throng of previously seen browns have made way to deeper greys and darkest blacks with complex undertones to add a touch of more than just black. Near whites have an influence over the palette, providing a fresh contemporary backdrop upon which the drama in other colours can be seen.

Pastels are only sparsely seen as chalky neutrals come to the fore, particularly greyed off hues that provide a secure base to complement the warm mid tones and move away from sandy neutrals. Colour use is becoming increasingly seasonless and intergenerational with both ends of the age spectrum selecting the same palette of hues.

The prevalence of mid tones alludes to colour harmonies being gentle rather than the dramatic contrasts earlier in the decade. Varying sheen levels, precious metallics, texture and placement provide visual interest in place of strong chromatic contrasts.

You'll find all this and more in the new The Range 2009. See the **Resene Paint colour cues for 2009 brochure** for more detail on the 2009 colour trends or visit the Resene website. **The Range 2009** is available from Resene ColorShops and Resellers nationwide. The Range hues are available in your favourite colour tools including A4 drawdowns, self-adhesives and testpots, plus colour pencil and RGB formulations - all available for ordering online or from your Resene representative.



winter busters



Painting in winter can be a challenge with the cold weather playing havoc with application and performance. Waterborne paints are typically based on tiny thermoplastic particles that deform and stick to one another during the stresses of drying and film formation. Particles deliberately engineered to be soft, form films easily even at quite low temperatures. The softness, however, extends to the finished film, making it prone to damage from dirt retention. Hard particles can be made, but they require heat, or large amounts of plasticising solvents, in order to form films.

A compromise was required and the industry accepted particles that needed some plasticising solvent and some heat (10°C or higher) to form useful films. Since that time, novel technologies have arisen that overcome the hardness/film-formation dilemma. One method is to build the sub-micron plastic particles in two separate phases – a soft phase that will coalesce at very low temperatures and a hard, tough phase that will contribute good film properties – a paint version of toffee. Because coalescing solvents are not necessary, an added bonus of the technology is that it is very green with low VOC. Consequently waterborne paints can be formulated without humectants (typically added to slow the dry time in hot weather), which makes them dry faster in winter.

The Resene Technical team developed the first wintergrade product, **Resene Wintergrade Lumbersider** (see Data Sheet D34a) in 1999. This product has since been joined by **Resene Wintergrade Hi-Glo** (see Data Sheet D31a), **Resene Wintergrade Quick Dry** (see Data Sheet D45a) and this year, **Resene Wintergrade Sonyx 101** (see Data Sheet D30a) and **Resene Wintergrade X-200** (see Data Sheet D62a).

These products will all dry in temperatures down to a cool 2°C. Wintergrade products are the same price as the standard products, so painters can select whichever product fits in best with the local weather conditions without affecting the contract price.

think fresher

Resene Zylone Sheen VOC Free is now available in white, light, pastel, mid, deep and ultra deep tones, which means thousands of colours are available for tinting into this product range.

The pricing of the VOC free version is the same as standard Resene Zylone Sheen so using the VOC free version in place of the standard version is cost neutral. Resene Broadwall Waterborne Wallboard Sealer is also VOC Free, while Resene Ceiling Paint and Resene Broadwall 3 in 1 are very low VOC (1gm and 1.7gm per litre respectively). In addition, to keep Resene Zylone Sheen VOC Free completely free of VOCs, Resene tinters are available in a VOC free formulation. Resene Zylone Sheen VOC Free (and other Resene paints) may be tinted with the VOC Free tinters on request. Some colour restrictions apply and orders are initially available for stock supplied ex Head Office only while the tinters are progressively rolled out through the Resene network of stores.

Once the rollout is complete VOC Free tinting will be available in store.

Resene has a wide range of products, including the Resene Zylone Sheen VOC Free range, which meet the Green Star VOC requirements and Green Star NZ VOC requirements (under section IEQ13) and the environmental credential requirements under section MAT10.



clean up



Recognising that exterior timber surfaces have special clean up requirements, Resene has developed new Resene Timber and Deck Wash.

Based on popular Resene Paint Prep and Housewash, this product has been formulated especially for new and weathered timber and is recommended prior to all exterior painting and staining projects.

See the Resene Timber and Deck Wash Data Sheet D813 for technical information and the Resene Caring for your paint finish brochure for information on cleaning surfaces, available from Resene ColorShops or the Resene website.

paint saver

The Resene PaintWise paint and paint recovery service has continued to expand to new areas, with 50 Resene ColorShops accepting paint and paint packaging returns.

In the 14 months to end of February 2008, over 160,000 packs were collected from Resene ColorShops and a further 52,000kg from council depots.

Of this, over 56,000kg of steel was recycled, over 47,000 litres of solventborne paint was sent to solvent recovery (so the solvents could be reused) and over 40,000 litres of waterborne paint was donated to community groups, much of which was used to cover up graffiti.

Other waterborne paint is being used for PaintCrete, which involves the incorporation of returned paint into concrete applications, reducing the need for additives and improving the properties of the concrete.



kidzone

The Resene KidzColour chart has undergone a revamp retaining the favourites from the previous colour chart combined with some new metallics, bolds and pastels.

Featuring 77 colours in total, plus samples of Resene Pearl Shimmer, Resene Pixie Dust and Resene Crackle, this chart is ideal for children's rooms and spaces.

The new chart features Resene Environmental Choice approved paint for the colour chips for accurate reproduction of the colours. Once the colour selection is complete, the colour chart can be used for a fun game of splats and ladders.

The new Resene KidzColour charts are available from Resene representatives, order your copy online from the Resene website or send an email to update@resene.co.nz with your request and postal details and we'll post a chart out to you.



golden garden Pitched deep in 1970s culture, 'The Pinball Garden' showcased at the Ellerslie Flower Show was a gold award winner for Unitec second year students Rianne Stevens and Benjamin Ragland. The garden was designed for a fictitious 'Pinhead' client - a middle-aged pinball enthusiast who needs a bright, fun space to come home to after all day office work, resulting in an innovative design of an enclosed apartment courtyard comprising an arrangement of components inspired by those of a pinball machine.

Pinball inspired features saw bumpers as steel ring planters holding massive hybrids, flipper tables as sunken planters and lighting effects bounce around the garden through the use of mirrors. All of this creativity was set against a backdrop of striking wallpaper and Resene Enamacryl tinted to Resene All Black for stark contrast.



mural masterpieces

Each year, Resene is approached by a wide variety of groups creating murals. With most of this dedicated effort receiving only local community attention, Resene decided in 2002 to recognise and celebrate this creativity with a **Mural Masterpieces** competition so that we can all enjoy the works that are created, no matter where they are.

In the latest competition, thousands have splashed out and created mural masterpieces beautifying towns, schools and neighbourhoods all over the country and entered them into the third **Resene Mural Masterpieces competition**. With themes ranging from underwater scenes to history, nature and the future, selecting the winners was difficult.

The **Resene Mural Masterpieces winners**, sharing between them over \$5000 of prizes, are:

Best School Mural:

Douglas Park School, Masterton.

Best Community Mural:

Fiordland College students. Mural donated to The Lighthouse Youth Centre.

Best Professional Mural:

Daniel Mills and the Waipu Cove Reserve Board for the Day Reserve Waipu Cove mural.

Best Mural Design (Mural designed but not yet painted):

Rotoiti Primary School.

A wide selection of entries including the winners is available for viewing on the Resene website www.resene.co.nz/murals/gallery.htm.

Check them out online or visit them in person and enjoy the masterpieces created by thousands of hands.



Douglas Park School



Fiordland College



Dan Mills

top product

Resene Broadwall 3 in 1 was named 'Best New Product' by the New Zealand Master Painters Association.

Resene Broadwall 3 in 1 is a surfacer, sealer and finish coat all in one. Environmental Choice approved, it has 1.7gm VOC per litre and meets Green Star VOC requirements and Green Star NZ IEQ13 VOC and MAT10 requirements.



web wise



The Resene website has again been awarded a HitWise award for being best in its category (Business - Finance and Construction).

If you're looking for anything from specifications to colour swatches, sample and chart ordering through to painting tips, you'll find it all on the Resene website.

Visit www.resene.co.nz (NZ) and www.resene.com.au (Australia).



colour up your AutoCAD

Resene AutoCAD Colour Books are compatible with Autodesk AutoCAD 2004 – 2009 (including AutoCAD based products) and also new AutoCAD 2009 LT. These allow you to specify Resene colours anywhere AutoCAD allows colour selection (Layers, Objects, and Hatch fills etc).

NB: If you send a dwg file to AutoCAD users without Resene Books installed colours, if edited, will convert to RGB True

colour values. There is no change in appearance or output except the Colour Name is replaced with RGB Values in all listings and dialog boxes.

Colour books are available for individual Resene colour ranges. Save the acb files into the colour book folder specified in AutoCAD Profile/Files Tab Colour Book Locations or add your own colour book folder path to this profile setting. Resene colour books will then be available in any Select Color dialog on the Color Book tab.

Using a Resene colour book with AutoCAD fields enables you to have legends/notes that update as the object colours are changed. Some computer setups may convert these files to xml when saved to your computer. If this occurs just change the .xml extension to .acb and you will find the colour books work as they should in AutoCAD.

Resene AutoCAD colour books of all Resene colour ranges are available for downloading from the Resene website, including the new **The Range 2009** and the **Resene KidzColour** ranges.

right read times eight



Issue 8 of Habitat magazine, coloured by Resene, is out now. This 'feel good' edition focuses on homes that are comfortable. Habitat chats to popular entertainer Jackie Clarke and catches up with an artist who creates unique works with Resene testpots.

Thrown into the mix are hints on lighting plus information on environmentally friendly decorating, renovating kitchens and bathrooms plus much, much more.

See your local Resene ColorShop for your copy or email update@resene.co.nz to request a copy while stocks last.



Incorrect mailing: If you are receiving multiple mailings or you would like us to change your mailing details, please call: In Australia phone 1800 738 383, in New Zealand phone 0800 RESENE (737 363) or email update@resene.co.nz.