

In New Zealand, PO Box 38242, Lower Hutt 5045
Call 0800 RESENE, visit www.resene.co.nz
or email advice@resene.co.nz

Resene
the paint the professionals use

In Australia, PO Box 785, Ashmore City, Queensland 4214
Call 1800 738 383, visit www.resene.com.au
or email advice@resene.com.au

Right in the heart of Christchurch nestled between the Christchurch Art Gallery and the centre of contemporary art is 62 Gloucester Street, home to the Gallery Apartments. 17 spacious apartments, 11 in the north tower and 6 in the south tower, have views across the city and surrounds with all the benefits of cosmopolitan living and the amenities of the city.

Complementing the stunning architecture of the Christchurch Art Gallery and the residential neighbourhood, the apartments are finished in stunning panels of copper that will oxidise over time, cedar pergolas and balcony rails that will soften with weathering and natural tones of concrete to provide solidity and permanence. With each apartment situated on a floor of its own and no shared walls between apartments, the lack of space and privacy often associated with apartment living does not affect these residents.

The narrow street frontage of just 12 metres wide, not even enough for a turning circle for residents, was turned into a feature with the installation of a carlift, providing secure access to 7 levels of designated carparking set below the apartments. The tight site also necessitated that the concrete precast panels were created off site for assembly onsite.

The exterior concrete panels are finished in Resene X-200 waterproofing membrane, joined by Resene Waterborne Aquapel water repellent on acid finished natural concrete and an engineered coating system of Resene Uracryl 403 on galvanised steelwork.

The interior features a selection of Resene Environmental Choice approved paints. Resene Broadwall 3 in 1, designed for use over stopped and jointed wall systems, was used in place of traditional surfacers and sealers. It equalises surface porosities, smoothes minor surface irregularities and minimises textural differences for a level 5 finish ready for topcoating in Resene finishes. Topcoat systems of Resene Zylone Sheen waterborne low sheen (broadwall areas), Resene SpaceCote Low Sheen waterborne enamel (wet areas) and Resene Lustacryl semi-gloss waterborne enamel (trim and joinery) were used throughout the interior, with Resene Zylone 20 waterborne flat used on carpark ceilings.

Hues of Resene Half Akaroa (palest grey) and Resene White Pointer (stark off-white) provide a neutral backdrop for residents to decorate with their own characteristic styles. To provide assurance of the colour scheme, the project was colour rendered in the Resene colours from the plans using the Resene RenderRite service. This enabled all stakeholders to visualise the impact of the varying colour options prior to final selection.

A striking example of symbiotic theory in practice, where architecture enhances the environment, the undeniable quality of this project was rewarded with a NZIA Resene Local Award for Architecture.



wooden wonder

Believed to be the largest wooden office building in the Southern Hemisphere, the Government Buildings were completed in 1876 for £39,000. The prohibitive cost of stone at the time necessitated the use of timber, which worked out well as the flexibility of the timber has probably minimised earthquake related damage with the Lambton Quay reclaimed land regularly subjected to earthquakes. Extensions both north and south in 1907 provided significant additional floor space for the growing workforce.

In its heyday, most of the public service including Cabinet Ministers and the Government worked within its notable kauri clad interior. By 1990, the building lay deserted, the last public servants gone and the exterior paintwork and grounds neglected. Recognising that an important piece of New Zealand's history and architecture could not be allowed to deteriorate, the Government approved a major restoration project and the Department of Conservation's Wellington Conservancy was charged with the responsibility of managing the restoration to its 1907 appearance, including the restoration of original features. Resene was part of this first restoration matching custom colours to replicate what would have been appropriate for a 1907 building. Formally reopened in 1996 the building is now shared by historical displays open to the public and the Victoria University School of Law.

With over a decade since the last round of painting, it was time for another round to keep the building looking its best. The sheer size of the building consumed over 2800 litres of paint over a five month painting period. Surprisingly less than three weeks of working days were lost to the weather.

The exterior now gleams in Environmental Choice approved **Resene Sonyx 101** waterborne semi-gloss, **Resene Enamacryl** waterborne gloss enamel on window and door trims and joinery, **Resene Hi-Glo** waterborne gloss on the roof area and sash windows finished in an engineered coating systems finish of **Resene Uracryl**. The colour palette is a match to that developed by Resene for the restoration last decade to keep the building consistent with its 1907 appearance. Obvious defects, such as rotten boards, were fixed while the scaffolding was in place to minimise deterioration of the paint finish and subsequent maintenance costs.

But the project didn't end there. 6.5kms of wire has been laid to protect against pigeon droppings and the building will be maintained twice yearly with a washdown to clean off pollutants and keep the paintwork looking fresh. With the paintwork complete and the maintenance schedule organised, this building's next paint job will be diarised for next decade.

Department of Conservation: Richard Nester
Painting Contractor: Jamie Bryant, PMS

Project Manager – Melissa Turner, Opus International Consultants Ltd
Resene: Darren Morgan, Wellington Trade Manager



Dark colours meet neutral colours, yet keep their cool on the St Clairs Terraces on Williamson Ave, Ponsonby with the assistance of Resene Cool Colour technology.

The large townhouse complex was repainted top to toe in **Resene X-200** waterproofing membrane applied by brush and roller over plaster combined with airless spray applied **Resene Hi-Glo** waterborne gloss on the roof and fascias. Regular site inspections were carried out throughout the painting process to ensure the finished work met the specification.

Plaster walls are now resplendent in **Resene X-200 Cool Colour** tinted to **Resene Half Stonewall** (brownd neutral) with garage door frames in **Resene X-200 Cool Colour** tinted to **Resene Eighth Stonewall** (dusty beige) and plaster window frames in a reduced variant of **Resene X-200 Eighth Stonewall**. Accents of **Resene X-200 Cool Colour** tinted to **Resene Ironsand** (brown grey) and roof and fascias in **Resene Hi-Glo** waterborne gloss tinted to Ironsand complete the exterior palette.

Resene Cool Colour technology uses special pigments to reflect the sun's energy reducing the heat absorption of the coating and minimising heat retention. With Resene Cool Colours available in a wide range of Resene colours, this terrace complex is a showcase of a modern tonal palette combined with innovative technology to provide a pleasing result that is easy on the eyes and the occupants.

Painting Contractor: Homeshield Limited
Resene: Angela Fell, Colour Consultant; Ben Solly, North Shore Branch Manager, Darren Knight, Auckland Project Services Representative, Takapuna ColorShop





fine wine

Passionate wine lovers have fuelled the development of the Cable Bay Vineyards, with a goal of producing high quality wines from grapes grown on Waiheke Island and in Marlborough. Waiheke Island's warm climate is conducive to growing excellent Bordeaux ripened fruit and classy White Burgundy (Chardonnay).

Conceived in 1996, Cable Bay Vineyards have planted vineyards, had five vintages and have more latterly focused attention on a \$5 million restaurant/winery facility that opened in 2007. More than just an everyday winery, the new Cable Bay facility takes a broader lifestyle approach incorporating a restaurant that seats 110 people across a mix of interior and alfresco courtyard dining, wine bar, wine tasting room, private room



home delivery



Leisurecom "Snow Mass" bach

Painting Contractor: Cambridge Painters
Resene: Mike Martin, Waikato Trade Sales Representative; Cambridge ColorShop
Supplier: Leisurecom (www.leisurecom.co.nz)

Home delivery takes on a new meaning when the convenience of an office, accommodation or bach designed to your requirements and size can be completely finished offsite ready for delivery to the buyer's desired address. This is the service offered by Leisurecom Portable Buildings who now offer a new era of designer buildings.

Demonstrating just how flexible delivery is, the "Snow Mass" 12m x 6.5m bach/farm accommodation was on show at the 2007 Fielddays. A stylish, practical design, hot summer days at the bach will be a little cooler with



neighbourhood watch

The sleek metallic finish on the new NZ Post building in Anglesea, Hamilton is so consistent that you'd be forgiven for thinking it had been applied by spray. But with businesses such as a car yard adjacent to the new building, spraying was banned and all coatings were applied by roller.

Expanses of titan board now gleam in Resene Enamacryl Metallic tinted to Resene Silver Aluminium (silver metallic) complemented by Resene Tuna and a James Hardie CLD system of stainless steel nails over a battened cavity.

The NZ Post branch is flanked by Vetro Mediterranean Foods so customers can deal with their mail and then hop, skip and jump their way over to lunch.



Architect: Murray Borland Architecture
Building Contractor: Tranda Construction
Painting Contractor: Tony Schoen, Decorative Paint Effects Ltd
Resene: Peter Smithers, Waikato Trade Sales Representative

for business meetings and private dinners and much more, with a tantalising view back over the Waitemata harbour towards the twinkle of Auckland's skyline. All of this is nestled in working vineyards and olive groves.

The interior is finished in a range of Environmental Choice approved products, including **Resene Zylone Sheen** on vertical rough sawn timber, plasterboard and precast concrete, with **Resene Enamacryl** used for an easy clean finish in the kitchen and **Resene SpaceCote Low Sheen** used in other service and wet areas for a durable low sheen finish. The predominantly low sheen interior is offset with trim and joinery in **Resene Lustacryl** semi-gloss enamel.



Concrete benchtops gleam in hardwearing **Resene Uracryl 403**, while steel beams are finished in a complementary **Resene Armourcote** epoxy primer followed by **Resene Uracryl 402** system.

Just a ferry ride from central Auckland and with a tasting room open daily, Cable Bay Vineyards is the perfect antidote to the stress of city life.



Architect: Charlie Nott and Tim Loughnan, C Nott Architects
 Painting Contractor: NZ Commercial Property Maintenance
 Resene: Dave Clarkson, Canterbury Branch Manager; Rob Mountford, Auckland Central Branch Manager; Joanne Ball, Auckland Architectural Services Manager



Leisurecom farm accommodation



Leisurecom "Snow Mass" bach



Leisurecom "Seaview" bach

a paint finish of **Resene Quick Dry** waterborne primer undercoat followed by two coats of **Resene Sonyx 101 Cool Colour** tinted to **Resene Big Stone** (grey blue). **Resene Cool Colour** technology reflects more of the sun's energy than a normal colour, allowing you to use darker colours outside without fear of excessive heat buildup inside.

The popular dark finish is teamed with **Resene Quill Grey** (soft grey) on fibre cement board for a modern colour palette that is equally at home in the countryside or at the beachside.



Painting Contractor: Rigg Zschokke Ltd
 Resene: Peter Maxwell, Wairarapa Area Manager



From mail to mall, Farmers Trading Company, has been part of New Zealand life for nearly a century. Established as a catalogue mail order company in 1909, Farmers now have over 50 department stores all over the country. The stores evolve with consumer tastes and have grown in size to meet the seemingly insatiable appetite to shop. Farmers has started from scratch in Masterton, with a complete new build and fit out to accommodate their new department store.

The walls enclosing the extensive floor area required 1500 litres of **Resene Concrete Primer**, **Resene Lumbersider** waterborne satin, **Resene Uracryl Clear 403** and **Resene Zylone Sheen** waterborne low sheen using a strong colour palette and dazzling metallics for a futuristic edge. Exterior walls feature **Resene Sea Fog** (greyed white) combined with a custom blend of Farmers Dark Purple for accents and signage. Inside the varied palette includes hues such as **Resene Lightning Yellow** (fluoro yellow), **Resene Castro** (purple red), **Resene Paua** (violet blue), **Resene Kingfisher Blue** (delft blue), **Resene Gingko** (earthy yellow), **Resene Subzero** (crystal blue) through to whites and neutrals favourites including **Resene Sea Fog**, **Resene Malta** (complex beige neutral) and **Resene Half Pearl Lusta** (light cream). Striking **Resene Enamacryl Metallic** tinted to **Resene Silver Aluminium** (silver metallic), **Resene Time Warp** (blue metallic) and **Resene Nitro** (amethyst metallic) acts as a lustrous foil to the deep and bold colour selections.

With a palette of over 20 colours adorning the building, this Farmers lives up to its focus of having more in store.

Just 1% of Brisbane homes are in the same class as this new residence, which enjoys sweeping river views, a price tag of over \$5 million dollars and an exclusive Hamilton address.

The rendered exterior is finished in **Resene Limelock** to cure and seal in any free lime that may be present, protecting against lime staining, followed by two coats of **Resene Lumbersider** tinted to a palette of **Resene Alabaster** (blackened white), **Resene Afterburner** (yellow red), **Resene Diesel** (dark black red) and **Resene Napa** (grey beige neutral). **Resene Afterburner** punctuates the neutral palette, adding interest and energy without overpowering the architecture of the home.

Keeping the look natural, exterior timber is stained with **Resene Woodsman** tinted to **Resene Cedar** (warm red brown).

Inside, the palette is minimalist with extensive use of **Resene Zylone Sheen** tinted to **Resene Alabaster** complemented by the higher sheen **Resene Lustacryl** semi-gloss on trim and joinery.

The owners lucky enough to call this residence home will be surrounded in stylish luxury that most could only dream of.



Building Contractor: Herron-Corren
 Painting Contractor: Proficient Painters
 Resene: Jason Osborne, Brisbane Trade Sales Representative

by fifty four



Residential four star living in Norman Ave, Norman Park, had the painter seeing double... 54 doubles to be precise. Comprised of 54 two bedroom units, this residential facility close to the Brisbane CBD was fraught with hairline cracks.

Exterior concrete render and Besser block walls were finished in hues from the **Resene The Range Whites & Neutrals** of **Resene Double Drought** (earth brown oxide), **Resene Half Spanish White** (complex neutral) and **Resene Half Mondo** (lizard brown) joined by steel rails finished in **Resene Enamacryl** gloss waterborne enamel and safety posts finished in safety yellow AS2700.



The hairline cracking has been easily remedied with topcoats of **Resene X-200**, resolving the surface effect while imparting waterproofing properties as an additional benefit over a standard low sheen paint finish.

Good looks and waterproofing protection - the best of both worlds.

Painting Contractor: Chris Hoole and staff painters
 Resene: Jason Osborne, Brisbane Trade Sales Representative

The drinking hole for the Gabba Football Club, the Broadway Hotel in Logan Road, Woolloongabba finished renovations in the nick of time to celebrate the festivities of the first Australian cricket test against England. 100 years young, the Broadway Hotel combines casual dining, with live music, a beer garden and sports fans galore.

The exterior concrete render is finished in **Resene X-200** waterproofing membrane in eighth, quarter and half strength variations of **Resene Nullarbor** (warm neutral) offset with striking accents of **Resene Enamacryl Metallic** tinted to **Resene Scotty Silver** (warm metallic).

The **Resene Nullarbor** palette extends in variations of half and double strength on exterior timber joined by popular neutrals **Resene Half Spanish White** (complex neutral) and **Resene Masala** (murky grey brown).

The interior is kept neutral with Environmental Choice approved **Resene Zylone Sheen** tinted to **Resene Alabaster** (blackened white), a calm backdrop to the clamouring fans and the everchanging entertainment.



Building Contractor: Joe Dobson
 Painting Contractor: Chris Hoole
 Resene: Jason Osborne, Brisbane Trade Sales Representative

BrushStrokes



well clad



Branz appraised, the new **Rockcote Resene Monotek System** is applied by registered Rockcote plasterers throughout New Zealand to ensure quality finishing. The cladding is topcoated with the client's choice of Rockcote or Resene exterior texture finishes, giving a wide range of finish effects to suit all projects from traditional to modern.

One of the first projects to be completed with the latest exterior plaster cladding solution from Resene and Rockcote is the architecturally designed Riverstone Apartments located in the Palmerston North suburb of Hokowhitu.

Registered Rockcote plasterer, **Steve Harley** of Central Plastering applied the **Rockcote Resene Monotek System** to the Riverstone Apartments, finishing it with a **Resene Resitex Medium** textured finish for a practical, durable and aesthetically pleasing exterior.

See the **Resene Textures & Specialist Effects** fandeck for **Rockcote Resene Monotek** system topcoating options. Fandecks are available for viewing at Resene ColorShops or you can request a copy from your Resene representative.



ship-to-shore colour



Coloured shipping containers hit Wellington as part of the Wellington City Council **IntensCITY week**, each coated in an appropriate colour to fit its environment, from a **Resene Party Animal** coated container in Courtney Place to a **Resene Clockwork Orange** coated container, a **Resene Wellywood** container gracing the waterfront and more. The finish was **Resene Sonyx 101** waterborne semi-gloss, a popular, easy clean exterior finish.

The shipping containers were the hub of a unique public art event where artists were invited to reinterpret leftover city spaces from the shelter of a steel shipping container. Each was unique and tailored to its location around the city.


Wellington City Council's Director of Planning & Urban Design, Ernst Zollner, says IntensCITY Week aimed to celebrate Wellington and to raise public awareness of the importance of quality urban design.

"We wanted to showcase the vibrancy, intensity and concentratedness of life in central Wellington, and of how the Council's investment in quality urban design contributes to that sense of intensity," he says.


The shipping containers were due to be painted back to their normal colour at the end of the event. The container owners have taken such a liking to their new coloured containers they have decided to leave the colours intact, so don't be surprised to see a shipping container decked out in fashion colours go by.



white hot



With the launch of **The Range Whites & Neutrals** a few years back, selecting fractions and multiples of whites and neutrals has become a popular way to develop tonal schemes quickly and easily, simply by selecting strength variations of the same colour. Recognising the popularity of **Resene Sisal**, **Resene Napa** and **Resene Tea**, four strength variations of each have been wrapped into the new **Resene Whites & Neutrals** flat chart. This chart is a subset of **The Range Whites & Neutrals** and is a handy reference to the most popular Resene whites and neutrals. The new charts will arrive in store as stocks of the old run out.



flat testpot

Try out your colour without having to lift a paintbrush. A new **Resene Testpatch** is just like a **Resene Testpot**, except the painting is done for you. Simply peel off the back of the **Resene Testpatch**, attach it to the area you plan to paint and view it at different times of the day and night to check that your colour concept works under different lighting. Then peel it off and attach it onto other parts of the painting project.

The new Resene Testpatch is initially available in the top 20 Resene colours. Each Resene Testpatch consists of **Environmental Choice** approved **Resene Lumbersider** waterborne satin screenprinted on sustainable repositionable self-adhesive stock packaged with a colour information brochure printed on environmentally sustainable paper stock, all housed within a plastic bag containing 50% recycled content.

The new **Resene Testpatch** is designed for busy consumers who like the idea of a **Resene testpot** but don't want to fuss with a testpot and brush.

Resene A4 drawdowns and the **6cm x 10cm permanent self-adhesive samples** will continue to be available to specifiers and consumers in the full range of Resene colours.



wallpaper online

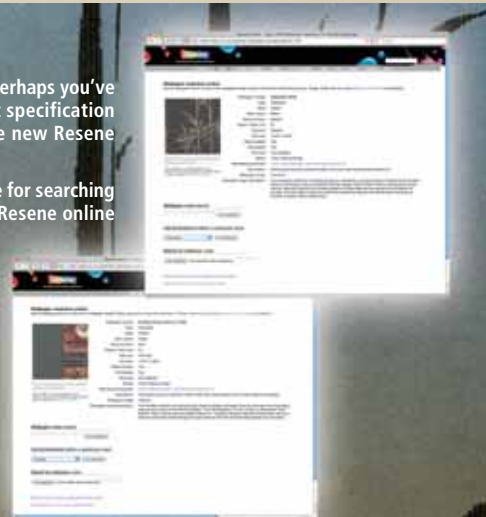
Tired of searching through endless wallpaper books for reference samples or perhaps you've chosen the one you want and all you want is a swatch of it to add to a client specification but don't have a scanner or the wallpaper book handy? Then check out the new Resene online wallpaper library.

Over 2500 wallpapers have been scanned and referenced and are now available for searching and viewing on the Resene website. The library works much the same as the Resene online paint swatch library, but instead of paint colours you can view scanned swatches of wallpaper. The swatches can be downloaded as jpegs and then emailed, placed into documents and so on.

More swatches and features will be added in the future but we have had so many requests for the information that we have decided to make it available now and continue to add the additional items as they are ready.

Just like the colour swatch library and EzyPaint, we recommend customers view an actual sample of the wallpaper prior to making their final decision. This is because computer screens can vary in their colour displays, and of course there is nothing like seeing the real thing in the area you are planning to decorate.

You can find the new library online at www.resene.co.nz/swatches/wallpaper.htm.



get qualified

Give your customers assurance with a nationally recognised qualification. The **National Certificate in painting** allows you to study at home at your own pace and have your existing skills assessed in your workplace.

Call **Weltec**, 0800 935832 or visit www.weltec.ac.nz/construction/1pretrade_painting.php.



boxing on

Distributing paint around the country requires lots of cardboard boxes. Many of these are passed onto customers buying large volumes of paint. The rest are returned to Resene using the Resene box recycling system. Resene ColorShops flatten spare boxes and place into the special box recycling cartons then return full boxes to the central Resene warehouse. The boxes are then assembled into a box again and reused for future paint production. The boxes are made of sturdy cardboard so can do many round trips before requiring replacement.



Resene Uracryl 403 Clear has achieved APAS approval as a permanent exterior graffiti barrier. With graffiti increasing exponentially in regions all over New Zealand, Resene Uracryl 403 Clear is a popular way to protect surfaces so they can be quickly washed down with Resene Graffiti Cleaner when needed.

Resene is also helping to banish graffiti with the Resene PaintWise paint and paint recovery programme. Tens of thousands of litres of varying shades of grey have been donated to community groups dealing with graffiti. The thick grey waterborne paint is provided free of charge and its viscosity makes it ideal for covering graffiti.

A recent project by Action Painters used 500 litres of the grey PaintWise EchoPaint applied by brush, roller and spray to tidy an extensive stretch of Hillsborough fencing.



The Architecture for Humanity - Auckland Chapter found a great way to beat the often lamented wet Auckland weather for Architecture Week. They gathered together old lost umbrellas, fixed them up and painted the fabric using Environmental Choice approved Resene Lustacryl semi-gloss waterborne enamel tinted to Resene Japanese Laurel. The Resene Lustacryl has worked so well on the umbrellas that most people don't realise they are painted.

The umbrellas were housed in special umbrella stands and Aucklanders were encouraged to take the umbrellas when they needed them and return them to the umbrella stands ready for the next Aucklanders who had to make a mad dash through the rain.



greening charts

Resene proactively prints brochures, labels, many colour charts, plus this Resene News, on sustainable paper stocks, so sourcing sustainable paper stock for our Resene colour charts was a natural next step.

Resene has worked with its main colour chart supplier, Color Communications, for nearly 18 months to test a vast variety of sustainable paper stocks for durability and aesthetics so that Resene can complete the transition of the last of our charts to sustainable paper stocks.

Being the first time that the colour chart supplier had been asked to help develop sustainable paper stock options, finding a paper that would stand up to the rigours of colour chart production was a surprisingly slow process, with many sustainable paper stocks too lightweight to withstand the twisting and pulling of colour chips. Numerous production trials later, paper stock has now been confirmed and will be in production from late 2007.

Resene colour chart chips are finished in a combination of Environmental Choice approved paint products Resene SpaceCote Low Sheen, Resene SpaceCote Flat, Resene Enamacryl Metallic and Resene Non-Skid Deck & Path, while the remainder are finished in waterborne inks. Not only do the Resene paints give a truer representation of the actual colour, but they also reduce solvent emissions compared to traditional solventborne lacquers. This is a stark contrast to overseas colour chart production where much of the colour chart market is still based on direct deposit colour swatches using solventborne lacquers.



the earth issue

Habitat magazine issue 7 – the Earth issue is out and includes projects and stories with sustainability in mind.

If you are a Resene specifier but didn't receive a copy and would like one, please email your address details to: update@resene.co.nz with the reference 'Add me to the database' and we'll send you out a copy while stocks last.

Plus we'll add you to the mailing list so you receive the next issue, which will be out in 2008.



Incorrect mailing: If you are receiving multiple mailings or you would like us to change your mailing details, please call: In Australia phone 1800 738 383, in New Zealand phone 0800 RESENE (737 363) or email update@resene.co.nz.