

In New Zealand, PO Box 38-242, Wellington Mail Centre
Call 0800 RESENE, visit www.resene.co.nz
or email advice@resene.co.nz

Resene
the paint the professionals use

In Australia, PO Box 785, Ashmore City, Queensland 4214
Call 1800 738 383, visit www.resene.com.au
or email advice@resene.com.au

handled with care



The historic MC Sherry Building in Norwich Quay, Lyttelton was showing the signs of age with a paint system ravaged by nature looking worn and weathered, detracting from the understated graceful heritage styling.

An exterior paint system of Resene AquaShield mineral effect finish tinted to Resene Half Gravel (carbon grey) was selected for exterior concrete plaster.

A deep flat finish, Resene AquaShield protects the substrate sympathetically minimising the appearance of surface defects and recreating the earthy finishes associated with heritage buildings while simultaneously allowing the subtle architecture features to attract attention and praise.

The flat finish is joined by Resene Enamacryl gloss waterborne enamel on exterior timber windows and Resene Cristal Poly-Gloss clear polyurethane on sheltered exterior doors.

The building, now standing resplendent and well protected in its new exterior wrap, has been proudly returned to the glory of its opening.

Architect: Richard Hayman, Dalman Architecture
Painting Contractor: Pat Cuneen, CD Fisher
Project Supervisor: Richard Hampl, CD Fisher Business Development
Resene: Dave Clarkson, Christchurch Branch Manager





bold in the cold

Near freezing temperatures were no barrier to the repaint of the Westpac Community Theatre in Clarence Street, Hamilton with Resene Wintergrade Lumbersider used on the coldest of days in light colours to keep the work humming along.

All exterior blockwork was coated in Resene Flexicover E elastomeric membrane tinted to Resene Sea Fog to enable the coating to flex with the building and cover hairline cracks.

A roof in Resene Hi-Glo tinted to Resene Vulcan completed the exterior sombre finish. In keeping with the theatre style, this is where the fun part started.

Blocks of colour were positioned around the building to add a touch of fun, intrigue, drama and surprise in keeping with the entertainment within.

Hues of Resene Buttercup (bold yellow), Resene Decadence (rich blue), Resene Camarone (bright green) and Resene Monza (bright red) are striking against the neutral background, boldly reminding the theatregoers that this is anything but a normal night out.

Fun and full of personality inside and out, this community theatre is drenched in creative drama right down to the blocks.

Architect: Antanas Procuta Architects
 Painting Contractor: Cantec Services
 Property Manager: Hamilton City Council
 Resene: Peter Smithers, Waikato Trade Sales Representative



talking point

Architect: Jamie Moscoso
 Resene: Andrew Abrahams, Business Development Manager; Jason Osborn, Queensland Trade Sales Representative



Five stories of beachfront home on Margate Parade is drawing the attention and discussion of beachgoers for its striking use of strategically placed windows and exterior colours separating the design from more traditional neighbours. A popular spot located 50 metres from the sands of Margate Beach the home is exposed to Moreton Bay, the land alone adds six zeros to the residence's value.




The ultra modern home with a multi-million dollar price tag does not spare any expense incorporating a mezzanine floor, podium, breathtaking views, extensive fibre optic lighting and its own waterfall providing a refreshing cascade to the ground level pool below. The owner's design brief called for excitement and uniqueness.

Resene Rust-Arrest and Resene Galvo-Prime acrylic galvanised iron primer protect the substrate overcoated in Resene Lumbersider tinted to Resene Bardot (warm yellow) on exterior walls and features of Resene Bright Red (letterbox red) and Resene Havoc (chromatic red). Resene Renegade (brown edged red), Resene Raspberry (warm berry red), Resene Sandtex lightly textured Mediterranean finish and Resene Paint Effects stimulate the senses further. An Altex marine coating finish colour matched to Resene Havoc protects the galvanised columns.

Inside the palette is just as daring with hues of low sheen Resene Tinkerbell (clean yellow), Resene Charger (orange yellow), Resene Daredevil (fluoro orange), Resene Alo Alo (fluoro yellow green), Resene Turbo (bright yellow), Resene Caesar (blue green) and Resene Harlequin (reddened purple) providing bold splashes of colour against the large expanses of glass.

And just to prove that all details have been accounted for, the rooftop features an Australian flag with built in air pump to ensure the flag flies proudly on even the most windless summer days.

Careful design down to the details - it must be time to sit back and admire the views.



Painting Contractor: G Jones Decorating, Quality Decorating
 Resene: Neville Rawan, Wanganui Trade Sales Representative
 Owner: Wanganui District Council
 Photo: Wanganui Chronicle

rapid ascent

With just a single day each year allocated to maintenance there is no allowance for downtime when faced with the challenge of repainting the Durie Hill Elevator tunnel. A team of eight painters armed with Resene Wintergrade Lumbersider were charged with washing down the tunnel and applying two full coats ready for reopening just a day later.

Resene Wintergrade Lumbersider was selected due to the low temperatures experienced in the tunnel during the application period and to ensure that the short timeframe could be met.

Finished on 2nd August 1919, the Durie Hill Elevator is unique in the Southern Hemisphere allowing residents to ride in relative comfort to the hilltop rather than take the more taxing steps alongside. The tunnel leads 205 metres inside the hill to the Elevator itself, which rises 66 metres to the top of the hill in an ascent time of one minute.

From practical beginnings the Durie Hill Elevator is now a popular (and well painted!) tourist stop giving thousands of visitors a spectacular view over Wanganui City with the minimum of exertion.

through the looking glass



Building Contractor: Watts & Hughes
Construction Company

Designer: Jasmax

Interior Fit-out: Practec Interiors


Painting Contractor: Sharp Decorating Services Ltd;
Wayne Bowden Painters Ltd

Resene: Jodi Chartrand, Auckland Central Branch
Manager: Newmarket ColorShop

Few Aucklanders would have failed to notice the expansive Vodafone Head Office in Fanshawe Street, Auckland. With a predominantly glass exterior, the building presents a moving billboard for commuter traffic waiting patiently at the adjacent light controlled intersection.

Most however would not know that Resene is part of the billboard they are watching. The impressive glass façade is accompanied by dashes of Resene X-200 Waterproofing Membrane on non-glassed areas, while inside Resene Zylone SpaceCote decorates the walls. The piece de resistance is the extensive network of steelwork finished in Resene Imperite I.F. 503 Metallic tinted to the industrial Resene Blast Grey 2 (metallic charcoal). The coarse metallic grey is a perfect complement to the bold Vodafone red, reminiscent of the sleek metallic facades of Vodafone technologies.

Such is the nature of glass that one wonders when the commuter traffic is busy looking in, are Vodafone staff looking out?



back for more



A staged development of the Gardenvale Caravan Park in Siganto Drive, Oxenford started with the refurbishment of existing cabins and villas to bring them into line with the new finishing standard before expanding into new cabins and an ablution block.

The initial refurbishment work was completed with minimal disruption to guests, staff and bookings using Resene Zylone Sheen waterborne low sheen on interior broadwall areas joined by Resene Enamacryl gloss waterborne enamel on interior trims and wet areas for a complete low odour Environmental Choice approved interior finish. The exterior enjoyed an equally Environmental Choice approved system with Resene Lumbersider satin acrylic on walls and Resene Hi-Glo gloss acrylic on roofs.

The most recent development work on the ablution block sees cement render finished in Resene Limelock to lock in any free lime. The ever popular Resene Colins Wicket (ochre green) blends with the natural environment. The interior is kept simple with a palette of Resene Alabaster (near white) in Resene Zylone Sheen on walls and Resene Lusta-Glo semi-gloss on trims and joinery.

With two stages of painting in the can, roll on stage three.

Building Contractor: Warner McCann Construction

Colour Designer: Judy Goodin, Rochelle Interiors

Painting Contractor: Phil Innes, Artistix

Resene: Brendan Armstrong, Queensland Trade Sales Representative

mayday mayday

What does the Coastguard do when they find themselves in distress? They put out a rescue call to Resene Automotive and Performance Coatings (RAPC).

When the Great Barrier Island Coastguard Stabcraft Rescue boat hit a whale off Great Barrier Island major repairs were required urgently. The boat was repaired in Auckland, with one side cut out and replaced, then repainted. Brad Darwen of the RAPC Auckland team completed the work using RAPC cleaners, pre-treatments and etch primers finished with topcoating in 805 Acrythane.

A year post repairs and following close monitoring by Great Barrier Rescue to see how the locally made two-pack product would withstand the harsh environment of permanent mooring and daily use of a rescue boat, a second call came in for RAPC systems to refurbish two rescue boats from top to bottom.

Resplendent in their new finish and whales permitting, ship to shore calls will be on hold for some years while the RAPC system keeps things shipshape.




best blond

Famous for unobstructed timber finishes, the Lockwood brand conjures up a reputation of clean, natural, uncluttered design perfect for clients clamouring for a home that looks like it has just stepped out of nature.

A new Hamilton residence showcases blond finishes meeting striking feature wall accents of **Resene Akaroa** (pebble grey), **Resene Arapawa** (peacock blue), **Resene Silver Aluminium** (smooth silver) and **Resene Blast Grey 1** (charcoal metallic) reflecting a new era in Lockwood styling.

Traditionally Lockwood homes were blonded in selected interior areas using a solventborne stain, an unfortunate forced departure for these environmentally friendly homes. Luckily the forced departure is no longer necessary with **Resene Waterborne Colorwood** tinted to **Resene Rock Salt** (whitened stain) followed by protective clear coats of **Resene Aquaclear** satin proving to be the ideal system to blond interior areas.

Being waterborne, **Resene Waterborne Colorwood** is a favourite with tradespeople and clients alike being easier to apply and clean up, Environmental Choice approved and best of all, more aesthetically pleasing than its solventborne predecessors. The perfect blond for a natural Lockwood beauty.



Building Contractor: Lockwood Homes, Te Rapa
Painting Contractor: Ron Dines
Resene: Peter Smithers, Waikato Trade Sales Representative

kitted out

Drop the South Pacific, Rarotonga, Norfolk Island, Tahiti and the America's Cup into a conversation and most would think you are discussing holiday plans rather than destinations for home and paint kits.

Highmark Homes have developed a highly transportable style of home allowing all elements of the structure plus specialist kits to be packed up and sent off in kitset form to the intended building site for a rapid build. Specialist kit selections include electrical kits through to paint kits, containing all application tools, fillers and interior and exterior paint to finish the home in style.

The paint used is all Resene waterborne and generally selected from the Environmental Choice range of products allowing ease of transportation.

A recent Bay of Plenty showhome gave potential homebuilders an insight into the look and feel that could be created with choice extending to a range of 50 designs of equivalent calibre. It's the no fuss way to build, particularly in difficult access areas with easy to erect comprehensive kitset packages including all major products required to construct a home.

All the comforts of home in a single delivery – just add the contractors and sit back and relax.

Supplier: Bob Hunt



guest appearance



Location: Durham Motor Inn, Tauranga
Painting Contractor: Graeme Anderson
Resene: Jeff Wilson, Bay of Plenty Trade Sales Representative;
Faye Philp, Mt Maunganui Colour Consultant

Weathered, worn and tired summed up the existing coating of Durham Motor Inn in downtown Tauranga, hardly the ideal frontage for a business where first impressions are often the last impressions as would be guests make accommodation decisions from the road based purely on the appearance and upkeep of the complex.

One of the original central city motels, the building required a colour scheme that would work with its now dated structure to emphasise modernity, attracting in new clients without necessitating extensive and expensive building work.

The modern look was achieved with the versatile and popular hues of **Resene Napa** (smoky grey beige) and **Resene Double Napa** (changeable beige) on textured walls. The subtle colour difference between the two provides relief for the senses without drawing overt attention to specific elements of the building. The monochromatic scheme is complemented by detail work in **Resene Barista** (moody brown), a sophisticated colour choice for these accent areas.

A testament to the power of colour and a fresh coat of paint, this accommodation has sliced years off its perceived age.

Coating one of the original buildings in downtown Tauranga brings with it a responsibility to consider the heritage nature of the building structure and precinct and balance the needs for authenticity with the branding requirements of the inhabitant, the National Bank.

The exterior repaint on the corner of Grey and Wharf Streets, has carefully compromised between the two somewhat opposing needs with a scheme that fits within a heritage style palette combined with accents of National Bank branding to provide the necessary brand recognition.

An electronic render of the proposed scheme using the Resene RenderRite service was used to confirm to all stakeholders that a pleasing balance had been developed before painting commenced. This ensured all views were aired prepainting, allowing the painting to continue unhampered to a rapid completion.

The solid plaster exterior is coated in the sympathetic low sheen of Resene X-200 Waterproofing Membrane in hues of Resene Quarter Pearl Lusta (barely there cream) and Resene Stack (armament grey).

The thoroughbred of banks, this branch is the pride of the stable.

Painting Contractor: GMR Holmac
 Property Developer: David Shae, Quay Property Management Ltd
 Resene: Jeff Wilson, Bay of Plenty Trade Sales Representative;
 Faye Philp, Mt Maunganui Colour Consultant



well groomed

woven

Pacifica indoors is just a panel of Bamboo Ply away with a natural colour and uniquely woven appearance reminiscent of the balmy tropics. The tensile strength of bamboo offers a robust lining with a surface that withstands knocks and other rough treatments while enhancing insulation and bracing qualities.

Made from bamboo, a fast growing harvested plant and 100% renewable resource, Bamboo Ply is an excellent environmental and economical alternative to native timbers. Bamboo Ply is easily finished with Resene paint systems – a quick wipe down with Resene Polythane Brush Cleaner followed by water, dry time and an Environmental Choice approved topcoat system of Resene Waterborne Colorwood interior wood stain followed by Resene Aquaclear acrylic urethane topcoats. Where durability is paramount, Resene Uracryl 403 or Resene ArmourCat 822 are recommended.

A recent project involved modernising the early 1970's white pinex sheeting between exposed ceiling rafters in an open plan kitchen and living room. Sheets of Bamboo Ply were fixed to cover the Pinex and create a feature of the existing rafters. The chocolate brown colours of the rafters were recoloured to a deep rusty nail colour followed by insertion of 3.5mm bamboo ply as panels over fixed batons to mitigate any spatia differences from the extensively buckled exposed rafters. This also provided an opportunity to insert insulation directly above the panels to increase comfort and warmth. The exposed panel face was coated in clear Resene Waterborne Colorwood Reducing Base followed by Resene Aquaclear to enhance and protect the new substrate. The end result being that the quick retrofit has given the space greater light, warmth and comfort.




Adaptable and easy to topcoat, Bamboo Ply combines well with contemporary or traditional design in the residential, retail and hospitality sectors. Island style when and where cut and coloured to suit. For more details call 0800 BAMBOO (NZ only) or visit www.bamboo-ply.com.

art to last Taking art outdoors, the Breeze offers a range of weather-resistant artworks, designed to make residential and business exteriors natural extensions of their interiors.

Combining fresh inspiration and previous experience creating commissions for interior murals, the concept of moveable outdoor murals quickly moved from experimentation to reality. The Southern Hemisphere climate is perfect for creating outdoor rooms, and what better way to complete the look than to have the right artwork to suit the space.

Outdoor artworks are easy to move and install. Each is created using a paint system of Resene Quick Dry Acrylic Primer Undercoat followed by Resene Lumbersider satin acrylic and selected touches of Resene Special Effects finishes on various sizes of treated exterior hardboard before finally being sealed with high quality varnish and framed in aluminium.


A debut range of original artworks by Kawau Island artist Jo Shouler focuses on the Pacific Islands, the people, the lush foliage and the stunning colours of the Pacific Ocean, all captured within the aptly titled 'Pacific Paradise' range.



Jo says, "Resene paint is the best quality I have found. It is easy to apply to the timber surface and the deep colours blend beautifully. Resene paint endures weather conditions better than any other product I have used for my outdoor artworks."

Take your art outside and escape from reality.

Artist: Jo Shouler





colour on the go The humdrum of air travel and the boredom of waiting for luggage was given a new lease of life with the injection of high fashion colours. In a world first, a collaboration between Resene, airport advertising provider i-Site, advertising agency Cognito, media agency Total Media and Look Outdoor the baggage carousel at Wellington airport was transformed into a moving carousel of the latest colour swatches from the newly released **Resene The Range 2006**.

Over 190 panels of colours from the red **Resene Havoc** (chromatic red) to the green **Resene Groovy** (chromatic green) snake around the baggage carousel giving weary travellers something to keep them busy while the baggage handlers transfer their luggage. Six of months of testing for durability and wear and tear was conducted on the carousel to ensure that the new colours would enhance the look without impacting on luggage delivery efficiencies.

The Range 2006, a collection of 186 classic and contemporary colours, metallics, mineral effect and wood finishes designed for the year 2006, is available from Resene ColorShops nationwide. The Resene conveyor of colours was awarded best example of Outdoor Advertising in Australasia by Campaign Magazine, an Australian magazine published for the advertising industry.



Following nearly five years of development, **Be PaintWise** was launched in 2004 to encourage paint users to minimise the effects of their decorating on the environment. The first year of **Be PaintWise** included an unwanted paint and paint packaging recovery trial in Auckland to help homeowners recycle and dispose of their unwanted paint and paint packaging.

Thousands of cans were returned, some empty, many partially full of paint. Nearly 2000 litres of Resene paint in good condition was returned to the community through community groups, such as graffiti tag out trusts, arthouses, schools and the Paint Hutt City Beautiful project. Metal cans were recycled.

Resene recovery has progressed rapidly since the end of the trial, with a permanent Resene PaintWise service launched in Auckland, Waikato and the Bay of Plenty on 1 September 2005.

Customers in these areas can now bring in any brand of unwanted paint and paint packaging, to designated Resene ColorShops. A PaintWise mobile truck service travels around the stores, processing the materials received before returning to its Auckland depot.

The Resene PaintWise service is being funded by Resene with implementation assistance from all Auckland councils, Environment Bay of Plenty, Environment Waikato and the Ministry for the Environment and has been developed with **Responsible Resource Recovery**.

The ongoing programme will be managed by the Resene Foundation charitable trust. The Resene Foundation is a non-profit foundation with the initial role of facilitating the PaintWise programme and distributing any surplus funds to charitable purposes.

The Resene PaintWise programme has been recognised as a breakthrough in environment focused programmes receiving the Business Environmental Leadership Award in the recently announced ARC Environmental Awards 2005 and an Award for Excellence at the Packaging Council Environmentally Preferable Packaging Awards.

Resene provides financial assistance direct to the Resene Foundation supplemented by a PaintWise levy of 15c per litre on retail paint purchases and a small charge on returned non-Resene cans and paint. There's no charge at the time retail customers return Resene paint cans and product as these costs will be met by Resene and the PaintWise levy on purchases. All PaintWise levies and charges will be collected by Resene ColorShops and passed on in full to the Resene Foundation to manage the Resene PaintWise

programme. These funds will then be available to help pay the considerable costs of running the service.

The Resene PaintWise levy **does not apply** to trade customers. A contractor service has been introduced in the current PaintWise areas for trade customers enabling them to book in a PaintWise service to their premises.

The Be PaintWise programme is an extension of Resene's environmentally responsible culture ensuring that we are minimising the impact on the environment in everything from product formulation and production to responsible recovery and disposal. Watch this space for more environmentally friendly developments in the future.

For more information on being PaintWise, see www.resene.co.nz/paintwise.htm.



Resene
PaintWise

two tweaks

By popular request, the new **Resene Whites & Neutrals chart** includes two new colours - **Resene Wheatfield** and **Resene Half Napa**. Both hot favourites, this chart is like a celebrity list of whites and neutrals.

Copies of the chart are available from Resene ColorShops and Resellers or order your copy online from www.resene.co.nz (NZ) or www.resene.com.au (AUST).



Resene Dusty Road

all earthy

The new **Resene Lumbersider colour chart** has been reinvented as a palette of muddy earthy hues ranging from light through mid tones and into the deeper tones, incorporating some favourite hues previously seen in older **The Range** fan decks. The new palette reflects the increasing use of midtone hues for exteriors complemented by stronger hues. The smoky undertone to the colours adds a commonality to the colours, making colour scheming quick and easy. Copies of the new chart will hit stores as the old charts run out.



Resene Footloose

gripped

Trafficable areas can become hazardous accident zones during undesirable weather conditions, making it difficult for the foot traffic passing over to grip onto the service.

Naenae Primary School faced this situation recently and contacted Resene. Murray Boolten of Naenae Primary School wrote: "Early in Term 3 a staff member slipped on our wooden deck, smashing her arm. Unfortunately she was off work for a number of weeks and is currently under going physio." With other staff also having accidents or near accidents in the area, the Board of Trustees investigated options to reduce the deck hazard and with the assistance of Resene decided upon Resene Non-Skid Deck & Path.

The slippery deck was transformed overnight into a safe walking area with Resene Non-Skid Deck & Path providing a textured grip surface in even the worst Wellington weather. Resene Non-Skid Deck & Path is a 100% acrylic coating filled with graded silicas designed for use on both concrete and bitumen to give a durable, tough, non-skid finish on all areas where foot traffic is likely.

See www.resene.co.nz/archspec/datashts/arcpdrta.htm for a copy of the Resene Non-Skid Deck & Path test report and the Resene Decks, Paths, Driveways and Recreational Areas colour chart for standard colour options.

intruders beware



An idea mooted by **Constable Nick Gilmour** of the Auckland Police has turned into a reality with the development of **Resene Sentinel**, an **intruder deterrent coating**. Specially formulated to never dry, **Resene Sentinel** is designed to make climbing any surface painted with it almost impossible; minimising the risk of unauthorised entry. The coating will mark the clothing and hands of intruders who come into contact with it, making it easy to positively identify them if they are caught nearby the scene.

Safe and easy to apply with no volatile solvents, **Resene Sentinel** is virtually non-toxic. Apply a thick coat by brush or cloth (a glove is best) to surfaces above shoulder height ensuring that the substrate is fully covered. Use on downpipes, windowsills, guttering, walls and fences. It sheds most airborne debris and offers excellent weatherproofing protection to wood, metal and masonry surfaces. **Resene Sentinel** is formulated with a silver aluminium flake for maximum durability of the coating.

Resene Sentinel will perform most effectively on smooth surfaces. It is suitable for application on rough surfaces but may not prevent climbing if the surface profile of the substrate is highly pronounced. The Resene Sentinel coating should be **regularly checked** and if the coating is disturbed, the product should be reapplied immediately to the affected area to provide ongoing protection.

Resene Sentinel is sold, and must be used, with specially developed warning signs to deter intruders and warn of the dangers of climbing. The aim is to deter intruders from wanting to attempt climbing the area.

The product pricing has been kept within the reach of the general community to make this product available to householders as well as businesses. Simple application means it can be applied by both professional contractors and homeowners, though when applying at height normal ladder safety must be followed.

While specifically designed to deter humans, the slippery nature of the product will also make it difficult for most animals to climb surfaces coated with Resene Sentinel.

Resene Sentinel is available from Resene ColorShops and Resellers.

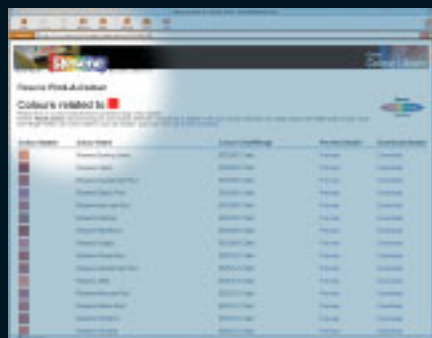


find-a-colour

Find-A-Colour is a new feature that has landed on the Resene website that makes finding colours even easier.

It is modelled on the RGB feature in the EzyPaint software that allows users to pick a colour from an online palette and then be shown all the Resene colours that are in the same colour range close to the selection they made.

The new online feature works much the same way – select any colour from the grid and the software will use RGB values for each colour to display a palette of colours similar to the one selected. Users can now get started with very little fuss with their colour selections when they have some broad colour types in mind.



The new Find-A-Colour feature is now live at www.resene.co.nz/swatches/resene_find_a_colour.htm.

It's yet another free tool to help our customers decorate without hassle, fuss and stress! And once a colour has been found, a testpot or drawdown can be used to view a larger sample of the colour to make sure it is the right colour even before the painting starts.


thank you

Resene won the Best Interior Paint, Best Exterior Paint and Supreme Award at the **NZ Specifier Choice Awards 2005** thanks to votes by specifiers all over New Zealand.

We thank you for your support of Resene and look forward to continuing to be of service to you in the future.



the book The new Mico Bathrooms The Bathroom Book features a range of modern bathrooms finished in state of the art bathroomware complemented by Resene fashion colour paint finishes. To get your copy, call 0800 844 448 or visit www.mico.co.nz/BathGallery2005.aspx.



shoestring styling

Accessorising on a tight budget has turned into a business venture creating bold geometric wall designs to suit clients, colour schemes and less than generous decorating budgets.

Creator: Stephanie Middleton

The work began as painting simple, modern designs on boxed canvas to complement their own décor before friends and family started requesting commissions of their own. Maternity leave gave the opportunity to concentrate on growing requests and turn shoestring self-decorating into sales.

The designs are simple and modern, each handpainted using Resene paint and colours to 'funk' up walls. Clients choose the colours and design they want without fear of breaking the bank.

Aptly named, Is it art?, the jury is still out, but at the rate the clients are rushing in, 'art' or not, they are hooked.



love is in the air Imagine thousands of love letters completely covering a large building in a public space for all the world to see. Love letters in different shapes, sizes and colours - from the love-lorn or the in-love. Poetry, stories, one-liners, jokes. Letters to anyone or anything with one thing in common - love.

Auckland Heart of the City who bought the wacky CowParade and then the Kids Playhouse Parade to town, have added a third creative concept into the mix. The Buckland Building in the Britomart precinct has been adorned with an interesting shape upon its top to showcase this written public art piece. The love letters were glued to the surface then coated in Resene Sun Defier to protect them against fading and water damage.

Sheets of Resene colour chart stock coated in Resene Zylone SpaceCote supplied to local schools got the rainbow of letterwriters started.

In a world of txt, email and answerphones, the tangibility of thousands of old fashioned letters is reassuring.



ten metres squared

Finding the perfect colour flooring to match the room scheme is easy when you can get your favourite Resene colour integrally coloured into your flooring.


Through the labours of Ralph Sallee in East Tamaki over three decades ago, Sallee, the company, became a commercial reality using a single needle loom facilitating the production of random loop carpets in a variety of weights and textures.

Even with advancing technology in the carpet industry, Sallee looms make what is believed to be the heaviest, most luxurious loop pile flooring achieving weights up to 4.6 kg per square metre.

Three decades has seen the product range expand into a wider selection of loop piles and a collection of cut pile products, including "shag piles". The unique proposition though has always stayed the same, that is, the ability to produce any of the carpet qualities in your selected colour including all your Resene favourites for a minimum of just ten square metres.


Custom flooring is complemented by a window furnishing business, including blinds produced from French woven timbers suitable for custom painting in Resene colours or special colour matches.

The easy way to combine your favourite Resene palette from wall to floor is just ten square metres away.



helping hand

Nothing is taken for granted in Timor where resources are scarce and every helping hand makes a significant difference to local residents. Resene has recently chipped in to the community effort by supplying paint to recoat the rebuilt Sukabilaren School, located near the town of Suai, in the Cova Lima district of Timor Leste. With funds for rebuilding already stretched to breaking point, the paint donation allowed the building to be protected in long lasting top quality paint without sacrificing other elements of the project.



splash colour

Complement the Resene colour scheme in any bathroom with a La Verre coloured glass shower system from Atlantis, complete with your favourite Resene colours.

Atlantis Bathroom Style have designed and manufactured a coloured glass shower system to complement any bathroom colour scheme. The glass walls of the shower can be back painted in colours from the Resene Total Colour System to tone with other bathroom palette selections.

Easy to achieve, the coloured walls look attractive and add depth. For more information on toning your shower to your room scheme, contact: info@atlantis.net.nz.



Incorrect Mailing If you are receiving multiple mailings or you would like us to change your mailing details, please call 0800 RESENE (NZ), email us at advice@resene.co.nz or fax 04-577-0664 (NZ) giving the current address where you are receiving mail and the change/s required.