

In New Zealand, PO Box 38-242, Wellington Mail Centre
Call 0800 RESENE, visit www.resene.co.nz
or email advice@resene.co.nz

Resene
the paint the professionals use

In Australia, PO Box 785, Ashmore City, Queensland 4214
Call 1800 738 383, visit www.resene.com.au
or email advice@resene.com.au

anti tag

The artistic yet unauthorised activities of street artists in the form of unwanted tagging is an anathema to any paint system, with pristine walls drawing in would-be taggers each keen to add their mark.

Identifying the need to minimise the effects of tagging but still maintain a welcoming family feel, the Oranga Community Centre in Oranga, Auckland combined Resene colour with anti-graffiti for the perfect solution.

Outside weatherboards gleam in a fresh coat of Resene Uracryl 403 tinted to Resene Marzipan (pastel yellow oxide) matched by louvres in Resene Uracryl 403 tinted to Resene Guardsman Red (bright red). The beauty of raw concrete is preserved with a finish coat of Resene Uracryl 403 Clear for a natural anti-graffiti finish. Resene Uracryl 403 is a high performance two component finish coat with excellent resistance to abrasion, moisture, petroleum solvents, mineral and vegetable oils, alkalis and acids. The sophisticated combination of aliphatic urethanes and urethane reactive acrylic resins gives an anti-graffiti system unsurpassed for gloss and colour retention.

Complex hues combined with the natural look of timber dominate the interior, with corridor walls of Resene Lumbersider satin acrylic tinted to Resene Tasman (silvery grey), Resene Rivendell (grey green), Resene Tea (muddy neutral), Resene Napa (grey beige neutral), Resene Navarone (camel beige) and Resene Black White (blackened white) joined by stained chipboard finished in Resene Teak wood stain and floors protected by Resene Uracryl.

Bright, bold and anti-graffiti tough on the outside, local art talent will be finding a new gallery for their work.



Architect: RTA Studio Naish Melville Architects
Building Contractor: Mainzeal - Mainworks
Painting Contractor: Suarabh Nadkarni, Mid Coatings
Resene: Philip Thompson, South Auckland Branch Manager;
Ian Rolfe Vyson, Protective Coatings Representative

viewpoint



Resene Mondo (grey green neutral) finished plaster render over concrete block set against substrates of Zinalume and Schist greets visitors to the Earnslaw View Apartments in Earnslaw Terrace, Queenstown. The neutral palette extends inside to hues of Resene Tea (boulder beige) on walls and window trim, Resene Half Tea on ceilings, bathrooms and bedroom ceilings of Resene Half Wheatfield (bleached bone white), door reveals and skirtings in Resene Schooner (brown oxide neutral) and a feature wall of Resene Kenyan Copper (rich brown red) in the living room. The balanced palette provides a subtle frame for the panoramic view, directing attention to the natural beauty with the minimalist combination of hues, while also lending itself as the perfect backdrop to the furniture of the owner no matter how eclectic their tastes.

Architect: Allan Huntington, Southern Architecture
Building Contractor: Rilean Construction, Earnslaw View Apartments Ltd
Painting Contractor: Steve Fraser Decorating Ltd



Building Contractor: Wellington Builders Ltd
 Designer: Atelierworkshop
 Resene: Thorndon Quay ColorShop



medium rare

A limited Ngaio site, 145 square metres of floor space and a modest budget makes every inch count. Combine this with the need to create a kitchen fit for a chef and there is little surprise that this home has a personality of its own. The kitchen is surprisingly expansive and utilitarian considering the restaurateur background of the occupants and their penchant for gourmet creation and entertaining.

Determined to maximise the space, sliding doors and narrow staircases provide easy access teamed with space conservation. Clutter is banished to the extensive network of inbuilt cupboards.

Lower cost materials are combined together with care keeping costs in check without sacrificing the house design or style. On the exterior **Resene Pohutukawa** (rich red) contrasts against black Onduline roofing, weatherboards and natural macrocarpa slats.

The burst of red is drawn inside in the form of red carpet offset with whites and neutrals hues of **Resene Parchment** (light beige neutral), **Resene Quarter Spanish White** (complex light neutral) and **Resene Black Haze** (blackened white).

A tight plot matters not.

When schools need assistance with financial and board services, supplies, accurate assessment of school assets and training seminars they turn to the school owned society Canterbury Education Services (CES), based in Nazareth Avenue, Christchurch. In turn, when CES needs assistance with corporate decoration and building brand identity, they turn to Resene. Chris Bunn, designer and SCB Ltd, building contractor, complete the circle of quality and reliability that embraces the project.

Built of tilt slab construction sited in a neighbourhood of commercial and industrial buildings, CES have used colour as a landmark, a branding device, a differentiator.

Extensively coated in **Resene Zylone SpaceCote** low sheen waterborne enamel both inside and out, hues of **Resene Burnt Crimson** (burnt red) and **Resene Arrowtown** (earthy neutral) combine for an eye-catching exterior, making way to a predominantly softer interior palette of



Resene Spanish White (complex neutral) on main wall areas complemented by features of **Resene Smalt Blue** (softened blue), **Resene Lusty** (rich orange red), **Resene Double Putty** (burnt ochre) and **Resene Malachite Green** (mid tone green).

Modern, warm and inviting, the colour scheme underpins the professionalism and completeness of the CES offering. With CES built by focusing on the needs of the clients, for once CES has been able to sit back and enjoy focused attention from the client side of the desk.

Building Contractor: S.C.B Limited
 Designer: Chris Bunn Design
 Engineer: E.B.A.S Engineering Ltd
 Interior Design: Bridget Sullivan - Interiors by Room
 Painting Contractor: Prangnell Painters
 Resene: Geoff Edwards, Christchurch Key Accounts Manager



Shopping loving tourists now have an extensive new retail area in which to hone their shopping skills and try out their foreign currency with over 600 square metres of floor area brimming with sheep, timber crafts and all things kiwi.

The largest souvenir shop in the South Island, the Farmers Corner Ashburton complex is also home to a restaurant so travel and shopping weary tourists can simultaneously top up their energy levels, rest their feet and lighten their foreign currency carrying load. The sheer size of the establishment enables the key clientele of busloads of tourists to be catered for with ease, ensuring that each and every tourist can enjoy the experience without clamouring for space or attention.

Tourists are greeted by an exterior of Harditex joined by COLORSTEEL® coated in **Resene Sonyx 101** semi-gloss acrylic, then welcomed inside with paperfaced plasterboard finished in **Resene Zylone SpaceCote** low sheen waterborne enamel in hues of **Resene Double Napa** (toasted brown) and **Resene Oilskin** (green edged brown) in the restaurant and entranceway, complemented by **Resene Soft Amber** (soft brown oxide) on internal broadwall areas and **Resene Diesel** (dark black red) on doors and trims.

The combination of selection, style and comfort, makes keeping bus departures on time a more difficult proposition than normal as tourists linger for one last look.

first timer



Architect: Maurice Orr Architecture
Building Contractor: Edge Construction
Owners: Russell & Ian Hamilton
Paint Effects: Andrea Valentin
Resene: Annette Gin, Queenstown Trade Sales Representative



When pizza and pool are on the menu, Queenstown residents can be found frequenting the new Q Lounge in Shotover Street, downtown Queenstown.

In a departure from commonly seen feature walls, tilt panel and paperfaced plasterboard walls and concrete columns are adorned with an attractive paint effects finish consisting of a Resene Lusty (deep red) basecoat followed by colourwashes of Resene Pohutukawa (spicy red), Resene Dark Rum (brown oxide), Resene Aubergine (eggplant burgundy), Resene Vesuvius (rust orange) and a selection of yellows. The combination of these hues lends a suede like effect to the walls, distinctively different to a wallpapered or solid paint finish. The cosy atmosphere is topped off by a ceiling of Resene Lumbersider tinted to Resene Woodburn (deep brown). The depth of the ceiling finish perceptually lowers the height of the room enhancing the welcoming feel of the space.

The restaurant and back room touch on the more traditional with solid colour finishes of Resene Moroccan Spice (brown spiced orange), Resene Root Beer (copper brown) and Resene Dark Rum offset against Resene Pohutukawa in the back room.

The complex paint effects finish is made all the more remarkable by its applicator Andrea Valentin, a novice painter who created the effect singlehanded as her first ever foray into decorating with paint. A perfect illustration that even seemingly simple products can be transformed into a unique finish with a little imagination and energy.

history lesson



From cottage to brewery to home of Dux de Lux, McNeill's Cottage in Church Street, Queenstown has an interesting story to tell. James McNeill was a Scotsman who came to New Zealand in his teenage years, later finding himself employment in Queenstown about 1882 as a contractor on the Ballarat Street Bridge. Married in 1885 he built a cottage for his family. Built to last, the original cottage was extended and refurbished in the 1980s ready for a new life as a bar and restaurant.

The stone cottage now stands resplendent flanked by iron posts coated in Resene Hi-Glo gloss acrylic, doors of Resene Lustacryl semi-gloss waterborne enamel and door frames of Resene Sonyx 101 semi-gloss in hues of Resene Karaka (blackened green) and Resene Scoria (volcanic red). Home to the award winning Dux de Lux Brewery & Bar, it is also a stone's throw from the new Dux de Lux restaurant housed in a new building topped by offices.

In keeping with the hues of the stone cottage, the new building features Resene X-200 waterproofing membrane tinted to Resene Spanish White (complex neutral) on the exterior teamed with Resene Waterborne Woodsman tinted to Resene Limed Oak (whitened brown) on the Oregon doors, Resene Lumbersider tinted to Resene Canterbury Clay (beige) on the weatherboards and Resene Lumbersider tinted to Resene Scoria on trims.

Drawing the deep red into the interior colour scheme menu, Resene Lusty (deep red) has become a trademark hue for the new restaurant and an excellent appetite stimulator.

Architect: Francis Whitaker, Mason & Wales Dunedin
Building Contractor: Naylor Love and Christine Harrison, QPM Development Managers (www.qpm.co.nz)
Painting Contractor: Rod MacDonald Painters
Painting Contractor (Dux de Lux interior): Queenstown Decorating Co Ltd
Resene: Annette Gin, Queenstown Trade Sales Representative

Once a 1920's general store, The Dairy Guesthouse in Isle Street, Queenstown has been lovingly restored as a relaxing retreat of 11 private rooms.

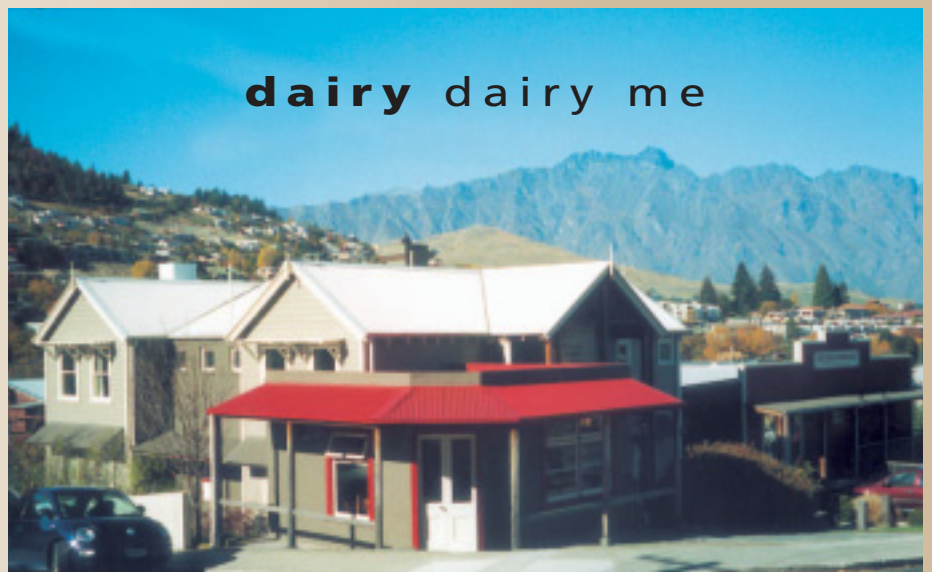
The exterior is finished in Resene Lumbersider in a traffic stopping Resene Pohutukawa (spicy red) finish on weatherboards, window facings and the roof teamed with the sophisticated Resene Mondo (grey green neutral) on bricks and plaster and a quarter derivative on remaining weatherboards. Resene Parchment (light beige neutral) completes the picture on window frames and fascias.

Once stocked full of ingredients and condiments, the building now finds itself full of guests presenting its earlier grocery wares in the form of sumptuous cooked breakfasts.

All the charm of yesteryear with all the comforts of today, The Dairy Guesthouse Queenstown cleverly combines the best of both.




dairy dairy me



Interior Decorator: Simone Crowe
Painting Contractor: Ross Francis Perkins Decorator
Resene: Annette Gin, Queenstown Trade Sales Representative

Incorporated in November 2000, Oceanic Listello NZ Ltd manufactures and sells a range of unique natural shell ceramic tiles created from Paua and Pearl shells found exclusively in New Zealand and the Pacific Islands.

Natural shell, obtained from the Paua, Abalone Pearl, Mother of Pearl and Black Mother of Pearl shells, is applied to ceramic tile biscuits and coated with Resene Uracryl 403 urethane acrylic gloss to impart a durable, low maintenance finish. Selected for its toughness, abrasion, U.V and chemical resistance with high



solids content and ease of application, this coating brings out the natural beauty of the shell while protecting it from external forces.

The clear coating can also be lightly tinted using transparent tinters for a light transparent wash of colour over the shells beneath.

Each tile combines a spectrum of colour and unique patterns, a perfect touch of opulence in residential or commercial applications. If shell tile suits your project style, see www.oceaniclistello.co.nz.




just rite

An old dilapidated factory, recognised by its state of neglect and status as a community eyesore, has been proudly transformed by Sliderite Manufacturing in Ngaumutawa Road, Masterton.

At the colour selection stage, Sliderite approached the Resene RenderRite service to help them picture the future. Resene RenderRite is an integrated rendering service that uses a combination of Resene EzyPaint and Photoshop technologies to deliver fully recoloured images from original photographs or digital images. The ability to 'see' the finished project complete with the preferred colour scheme took the uncertainty out of the decision, curtailing the scheme selection deliberations.

The final colour scheme of Resene Tana (stony grey) walls combined with Resene Pearl Lusta (light cream) trims and joinery and a roof of Resene New Denim Blue (dark slate blue) is a welcome departure from the previous weathered look and a solid link to the company humming along within.

Owner: Sliderite Manufacturing
Resene: Lauren Hamill, RenderRite Consultant



apartment appearance



Maunganui Road, Mt Maunganui is home to a new genre of real estate sales. A far cry from the cluttered narrow desks of most real estate offices, Colliers International Residential have developed an office that reflects the real estate they are selling.

Specialising in apartment and townhouse sales, one steps off the street and into an office that could just as easily be an apartment. Designed to allow visitors to experience the unique style of apartment living, the location comes complete with kitchen, dining and living areas and low sheen backdrops of Resene Catskill White (off white), the perfect backdrop to the splashes of red accents that enliven without overpowering. A perfect fit.




Creator: Arting Around Ltd

arting around

Making the most of available resources, the Childs' family have harnessed everything from air to timber to form their child friendly wares. Initially focusing on the manufacture of hand painted inflatable units, a small human addition to the family necessitated a foray into painting children's furniture, later becoming a fully fledged new product line driven by orders from friends sighting the original pieces.

Custom designed to suit parents and their offspring, each piece is lovingly refurbished if it is existing furniture or created anew using local furniture suppliers for the base product then transformed to the desired design through themed child centric handpainting. Brushed into each stroke is Resene quality. Exclusively used across the product line, Resene paint was selected following focused research as it "offered the most child friendly, waterbased paints, which of course are non toxic and dry quickly". The solid colours are protected in Resene urethane for maximum durability and system integrity.



Functional furniture splashed with colour to kindle small fry imaginations.

Building Contractor: Riddell Construction
Interior Designer: Fresco Interiors

Client: Colliers International Residential
Resene: Mt Maunganui ColorShop

The Resene News now extends beyond these printed pages



Check out more projects online at www.resene.co.nz/archspec/products/index.htm



hobbit home

Pacifica Garden Centre in Papamoa has become part of Middle Earth with the opening of its very own Resene-painted hobbit house.

Creator: Cliff Van Eaton, Pacifica Garden Centre & Café



wooden it be nice

When Santa gets overworked, Manawatu Woodworkers can come to the rescue with brightly coloured vehicles painted in Resene Lumbersider testpots.

Resene: Palmerston North ColorShop



eco deco(ration)

EcoMatters Environment Trust, Waitakere City coated the Sustainable Living Centre in Olympic Park, New Lynn inside and out in Resene Environmental Choice approved products.

For more information on sustainability and the centre visit www.ecomatters.org.nz.



iron will

Artwork on corrugate iron using Resene Lumbersider testpots is built to colour up and last in the great outdoors.

Artist: Helen Hirst

your name here

If you would like your next project to appear in the Resene News or on the Resene website in the Products in Action section, complete a Resene News submission form and send it in to Resene Head Office with photographs of the nominated project. Copies of the submission form are available from your local Resene Representative or ColorShop, or call 0800 RESENE (NZ) or 1800 738 383 (AUST) for a copy. To be eligible for inclusion the majority of the project must be completed in Resene paint.

Brushstrokes

minds of their own

Strongwilled, excitable and opinionated - today's children know just what they want, sometimes much to the horror of their parents. Children are increasingly influencing the way their bedrooms are laid out and coloured. To simplify choice for children and parents alike, Resene have launched **Resene KidzColour** - a range of 72 hues and metallics designed for children of all ages.

Following testing with various aged children, the bulk of the KidzColour range features bright, bold, full chroma hues and metallics - perfect as a statement by themselves or combined with another equally bold hue for an invigorating scheme.

For those with a newborn in the house, **KidzColour** also includes a smaller palette of 18 soft pastels that may be mixed and matched with each other or used as a base for one of the brighter accent colours.

From red Resene Chaos to green Resene Grass Stain and not forgetting purple Resene Topsy Turvy, this colour range has been designed with children for children.

All colours from the KidzColour range are available for ordering as A4 drawdowns, while all except the metallics finishes are also available in Resene testpots. Time to let your children loose to express their tastes.

The KidzColour collection is available from Resene ColorShops and Resellers or you can order your copy online from www.resene.co.nz/comn/whtsnew/colordr/order.htm.



side on

Resene Zylone Sheen has been a popular low sheen waterborne finish for many years, adorning the interior of countless homes and businesses.

Improving a winning formula is always a balancing act with Resene chemists careful to improve the product without impinging on the product characteristics that customers know and love. This careful balance has been achieved with the new formula version of **Resene Zylone Sheen** designed with aesthetically pleasing **lower side sheen**. The lower sheen has an additional benefit of helping to disguise the effects of critical light minimising the appearance of minor surface imperfections in the wall and stoppings simply by tricking the eye into not seeing the imperfections.

The lower side sheen is now similar to Resene Zylone SpaceCote low sheen waterborne enamel, which leads one to the question of what to use where...

Resene Zylone SpaceCote is recommended as a tough, easy to clean finish for interior wet areas, trim, joinery and broadwall areas where durability and cleanability is a key consideration. **Resene Zylone Sheen** is ideal for interior dry broadwall areas where a low odour low sheen finish is required, but the walls aren't expected to suffer extreme wear and tear so cleanability is less critical. Resene Zylone Sheen is still washable however Resene Zylone SpaceCote will outperform it, being easier to clean and less likely to burnish.

The new Resene Zylone Sheen formulation will trickle through marked with new formula labels as the old formulation stock sells out. All tones will be transferred across to the new lower side sheen formulation.



assist time saver

The latest release of **Resene EzyPaint Pro**, suitable for Mac and PC, comes complete with **Auto Path Assist**, useful for those virtually painting their own project. Load your own image and use the Auto Path Assist tool on paths you wish to create where neighbouring paths are distinctively different colours and the tool will develop the path for you, saving you time.

The latest upgrade also includes an extended collection of over 230 gallery images plus an extended Resene colour library including the latest Karen Walker chart.

If you'd prefer for someone else to do the work, ask your Resene Representative or ColorShop about the **Resene EzyPath** pathing service and the **Resene RenderRite** service.

Resene EzyPaint Pro is available as a free download from www.resene.co.nz/ezypaint/main.htm or borrow or buy a copy on CD from any Resene ColorShop or Reseller.



charting changes

From inside to out, Resene colour charts offer colours for all seasons and all reasons.

Recognising the popularity of the **COLORSTEEL®** range of hues and the desire for more metallic roof effects, Resene have updated the **Resene Hi-Glo Acrylic roof chart** to include matches to favourite **COLORSTEEL®** hues plus new MIOX and metallic options.

New colour charts are available as the old stock runs out - check them out at your local Resene ColorShop or Reseller. Resene colour charts may also be ordered online from www.resene.co.nz/comn/whtsnew/colordr/order.htm.



colour for the wise

Colour is a key driver for decorators, most of whom are more interested in their colour selections than the actual paint products themselves. Recognising that Resene staff need to maintain their edge in colour, Resene with the assistance of **Colourwaves**, have developed **Resene ColourWise**, a monthly newsletter on colour. Delving into key colour groups as a starting point, the newsletter will expand to broader colour issues once the main colour groups have been covered.

The inaugural issue of this newsletter was so popular that staff wanted copies to share with customers. So to make the newsletters accessible to everybody, a copy of each newsletter is now available for viewing in Resene ColorShops and Resellers.

Or if you prefer, you can also visit the Resene website to open and read pdf copies at http://www.resene.co.nz/homeown/use_colr/colourwise_newsletter.htm. A new newsletter is added to the ColorShop library and website each month - so make sure you check back regularly for the latest copy.



Getting help on everything from designing and building to painting and waterblasting projects has been simplified with the introduction of the Resene online 'Professionals Wanted' Trade Guide full of hundreds of professionals ready and waiting to assist.

To get your business listed simply visit www.resene.co.nz/updates.htm and complete your details or pick up the Professionals Wanted brochure in-store, complete and return. And if you ever need a helping hand with a project visit <http://www.resene.co.nz/Professionals/search-professionals.jsp> and use the easy search function to find just the helping hand you are after.

With listings completely free, this is the ideal way to match our clients with their new customers.

hiring help

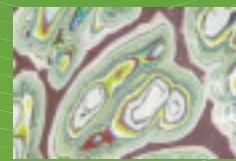


Notorious New Zealand Waikato Art Award (2003) winning artist Rohan Weallans works on the tactile knife-edge of painting, redefining the medium. Rohan developed the concept of a 2.5 metre high paint ball working with Resene acrylic paint for the Work It component for SCAPE Biennial 04.



"Over the past five years I have been working with Resene paints, using hundreds of litres, pushing it to its limit to see what I can do with it. It is amazing stuff and very versatile. I have used it in many different ways. I have layered up panels with up to one hundred layers of paint and carved back into it to make paintings. I have painted it on windows and peeled it off to form sheets, which can be rolled and carved into solid paint replicas of real objects like cans, fruit, or a whole fish. I have used it to make beautiful stones which I have turned into jewellery. I have used Resene paint to make an entire wearable outfit for a tribal woman. I have even created an entire Pacific Island culture through Resene paints. Resene paints are the best paints I have ever used, you can do just about anything with them."

"For this project, which will be my biggest project to date, I am making a giant paint sculpture. The process is simple; carve the shape of the sculpture out of polystyrene, cover with fibreglass and then put as many layers of Resene paint possible on the structure in the time allowed, then carve into the paint revealing the many layers beneath the surface."



Rohan Weallans' work entitled Planet Spore is a giant painting in the park, located during SCAPE in the Christchurch Botanic Gardens, in close proximity to the Peacock Fountain and the Robert McDougall Gallery at the Canterbury Museum - the perfect place for an artwork that talks about beauty and materiality. Layer upon layer of paint has been applied to this monstrous thing, resulting in a bulk with 2 metres diameter and over 100 layers of paint. But unlike a usual painting the different layers are exposed revealing the depth of colour once hidden beneath. See the layers as they were built at www.resene.co.nz/archspec/products/planetspore.



safe stripping

i-strip is an innovative paint removal system developed in Sweden that uses infrared technology to remove paint and varnish from timber substrates. Infrared heat is a low temperature deep heat that penetrates the wood and draws the moisture and resins in the timber to the surface breaking the bond between the timber and the bottom layer of paint or varnish enabling all layers to be removed at once without damaging the timber.

The Speedheater 1100 heats the surface to be stripped in about 20-60 seconds depending on the paint type and layer makeup. The paint or varnish bubbles up and separates from the timber ready to be scraped off easily while the next section is being heated. Once heated and stripped, the surface is ready to be painted immediately.

Due to the lower temperatures employed, the Speedheater 1100 is ideal for lead-based paint removal because the low operating temperature doesn't release plumbic (lead) gases. Suitable for use by professional decorators and do-it-yourselfers, visit www.i-strip.co.nz or in New Zealand call 0800 90 55 23 for more information.

in spec

Resene branded sections in MasterSpec Standard and Basic are now joined by Rockcote Plaster Systems branded sections to make specifying a plaster finish easy. See the latest MasterSpec update for the new Rockcote section.



styled

A smart new website has been developed to act as a hub of information on products, swatches and all things building and decorating to make accessing the information you need quick and easy. One of the key features of the website is the extensive swatch library, derived from the Resene online colour library, expanding rapidly with swatches from a wide range of suppliers.

To keep things simple you can get to the Style New Zealand website in two ways - either type in www.nze.co.nz (nice and easy) or www.stylenewzealand.co.nz.



Habitat magazine issue 1, launched in November 2004, looks at all the elements of our homes, both inside and out. It's coloured by Resene, but it's not just a magazine about paint. It covers the full spectrum of design, renovation and refurbishment - from the smallest to the largest projects. It's about the inspiration and information that helps create new environments and recreate old ones. Habitat is a magazine designed to give readers the confidence to take action and provide the tools needed for a successful outcome. If you missed out on a copy, additional copies of Issue 1 are available from any Resene ColorShop or Reseller or you can order your copy online.


If you have unique projects or products you'd like considered for inclusion in Habitat or any ideas of what you'd like to see in future issues, please write to us at Resene Marketing, PO Box 38242, Wellington Mail Centre, New Zealand or drop us an email with the subject header Resene Marketing - Habitat Magazine. Projects submitted must be unique to Habitat magazine and not have been previously published or promised for publication.

the right read



aloft

Winstone Wallboards in collaboration with Resene and Climate have introduced the first innovation in the ceiling tile market for decades. The new ceiling tiles are colour matched to some of the most popular Resene whites and neutrals finishes - Resene Quarter Pearl Lusta, Quarter Tea and Quarter Spanish White plus the popular Resene Silver Aluminium, which means you can now get ceiling tiles to match your Resene colour scheme. See www.gib.co.nz for more information.



Incorrect Mailing If you are receiving multiple mailings or you would like us to change your mailing details, please call 0800 RESENE (NZ), email us at advice@resene.co.nz or fax 04-577-0664 (NZ) giving the current address where you are receiving mail and the change/s required.