

# Resene


## Roof colour systems

Resene  
Total Colour  
System




# Resene

the paint the professionals use




Rustic Red™ R29-033-024



Cave Rock™cc BR34-009-020  
(CB Loft)



Porter™cc N32-001-088  
(CS Slate)



Karaka™cc G31-010-106  
(CS Karaka)



Scoria™cc R36-049-033  
(CS Scoria)




Rattlesnake™ M34-015-036



Ironsand™cc\* N36-003-056  
(CS Ironsand)



Squall™cc N38-006-103  
(CB Woodland Grey/CS Thunder Grey)



Red Planet™cc R35-054-031  
(CB Manor Red)



Lignite™cc\* BR34-021-058  
(CS Lignite)



Touchstone™cc N45-008-083  
(CS BasaltBase)




Cathedral™ M41-002-169



Red Oxide™ R35-080-034  
(CS Rata)




Groundbreaker™cc BR45-021-070  
(CB Jasper/CS Sorrell)



Winchester™ M50-006-077



Climate™cc G55-014-099  
(CB Bushland)



Pioneer Red™ R39-075-033  
(CS Pioneer Red)



Outback™cc BR64-029-071  
(CS Stone)



Settlement™cc BR70-014-075  
(CB Dune)



Lichen™cc Y56-030-087  
(CS Lichen)



Dawnbreaker™\* R44-074-036  
(CB Headland/CS Maple)



Castlepoint™cc BR70-050-078  
(CB Sandbank/CS Straw)



Overland™cc Y76-021-088  
(CB Evening Haze)



Toi Toi™ Y77-033-087  
(CS Ivory)




Twizel™\* O51-083-050  
(CS Terracotta)



Desert Sand™cc BR71-036-074  
(CS Desert Sand)



Titania™cc G84-012-095  
(CB Surfist/CS Titania)



Bone White™cc G79-015-099  
(CS Bone White)




Old Copper™ M45-048-056




Shelter™cc BR75-031-078  
(CB Paperbark)




Lighthouse™cc N85-008-084  
(CS SandScape)



Helium™cc G89-013-107  
(CS Cloud)




Metallic Bronze™ M40-023-069




Smooth Cream™ Y84-041-081  
(CB Classic Cream/CS Smooth Cream)



Sponge™ G90-012-101  
(CS Foam)



Whitewater™cc N90-002-111  
(CS TuiTui)




**Palm Green™cc** G34-023-164




**Vulcan™** M32-008-267



**All Black™cc** N25-001-264  
(CS Ebony)



**Noir™cc** N29-003-250  
(CS Windsor Grey)



**Botanic™cc** G35-033-153  
(CB Cottage Green/CS Kelp)



**High Tide™cc** B36-011-261  
(CB Ironstone/CS Indigo Blue)



**Bright Charcoal™** M29-002-272



**Element™cc** N30-002-253  
(CS FlaxPod)



**Permanent Green™cc** G37-031-154  
(CS Permanent Green)



**New Denim Blue™cc\*** B39-012-250  
(CS New Denim Blue)



**Grey Friars™cc** N35-004-253  
(CS Grey Friars)



**Nocturnal™cc** N34-002-275  
(CB Monument)



**Seaweed™cc\*** G38-025-121




**Coast™cc** B35-023-248  
(CB Deep Ocean/CS Storm Blue)



**Expedition™cc** N42-002-237  
(CS Tidal Drift)



**Windswept™cc** N40-002-265  
(CS TernStyle)



**Trainspotter™** M40-010-131



**Blue Zodiac™** M37-024-268



**Half Tuna™cc** N49-007-256




**Steel Grey™cc** N42-006-256




**Canyon™cc** G42-012-165  
(CS FernFronde)



**Explorer™cc** B43-024-232  
(CS Pacific Blue)



**Gauntlet™cc** N57-006-087  
(CS Sandstone Grey)




**Bright Grey™** M47-006-264



**Gecko™cc** G49-031-149  
(CS Spring Green)



**Navigate™** B44-032-232  
(CS Mirage)



**Latitude™cc** N57-006-142  
(CB Windspray/CS Smokey)




**Mid Grey™cc** N55-005-250



**Rivergum™cc** G47-022-138  
(CB Wilderness/CS Rivergum)



**Undercurrent™cc** B49-037-228  
(CS Azure)



**Atmosphere™cc** N76-004-127  
(CB Shale Grey/CS Gull Grey)




**Sword™** M66-002-254



**Paddock™cc** G56-028-117  
(CB Pale Eucalypt/CS Mist Green)



**Forecast™cc** B76-010-243



**Dusky Sound™cc** N86-007-107  
(CS Snowstone)



**Aluminium™** M74-003-235

**Before you choose a Resene roof paint system, check the condition of your roof. For example, is it new, weathered or rusty? Details like these will help you get the right advice when you visit your local Resene ColorShop or reseller, and a better result when you come to paint.**

**Resene Summit Roof** (see Data Sheet D315S) is a unique waterborne roof paint for ease of application and maximum life over well weathered COLORBOND®, COLORSTEEL®, properly prepared metal surfaces and cementitious surfaces. Wash new unweathered coloured steel, such as COLORBOND® or COLORSTEEL®, with Resene Heavy Duty Paint Prep and Oil Remover, then prime with Resene Pre-Coated Steel Primer before topcoating.

Resene Summit Roof is also available in a commercial spray satin, designed for application by professional painters using airless spray application.

### Paint and tank water

Recommended systems for domestic water collection off roofs are **Resene Galvo One** (see Data Sheet D41) or **Resene Galvo-Prime** (see Data Sheet D402) with **Resene Summit Roof**, **Resene Hi-Glo** (see Data Sheet D31) or **Resene Mica Bond** (see Data Sheet RA71). Disconnect all downpipes before applying Resene roof paint. Reconnect downpipes after the first heavy showers have flushed away stabilising surfactants from the new paint film.

### How much roof paint?

A good rule-of-thumb guide for calculating quantities is: your house's floor area plus about 40% (allows for roof pitch, corrugations, soffit overhang, etc). Trough section roofing can require significantly more. Typically a complete roof paint system requires surface preparation using **Resene Roof and Metal Wash** (see Data Sheet D88), one coat of primer and two coats of topcoat at the recommended coverage rate specified on the product packaging.

### Colour range

The colours on this chart have been chosen for the durability and colour-fastness of their pigments. You can also choose from many other colours found on other Resene colour charts. Resene roof paints are available colour matched to COLORBOND® or COLORSTEEL® colours for trims, flashings, gutterings and repaints. For heavy duty applications, Resene can supply a full range of specialist coatings. For further information contact your local Resene ColorShop or reseller.

### Added protection

In common with all surface coatings, the colour of your paint finish may be affected by U.V. light. Resene uses high quality pigments, but even these are liable to change after constant exposure to sunlight. Any changes will be gradual, but after a few years the difference between shaded and exposed areas may become noticeable.

**Resene Clearcoat UVS protective glaze** (see Data Sheet D502) may be used as a finish coat over freshly painted bright organic hues and shades to protect these more vulnerable pigments against fading.

### Put your colour to the test

No matter how you select your colours, always use testpots to confirm your choices in the area you are planning to paint. Resene testpots are available from your local Resene ColorShop or reseller or you can order online from the Resene website.

### Keep it looking good

Annual washing will help maintain the fresh appearance of your paintwork. Follow the recommendations in the Resene Caring for your paint finish brochure or on the Resene website to keep your paint finish looking its best.

### Be PaintWise

For tips on minimising the impact of your decorating on the environment see [resene.com/paintwise](http://resene.com/paintwise).

### Enjoy the Resene Promise of Quality guarantee

Enjoy the Resene Promise of Quality guarantee on a wide range of Resene premium paints. See your Resene ColorShop or the Resene website for a copy.

### Choose to help the environment

You can minimise the effect your next decorating project has on the environment by choosing one of the Resene range of Environmental Choice approved products.

Our commitment to sustainability led to Resene being named Sustainable Business of the Year at the 2010 National Sustainable Business Awards.

Colour	Colour Code	SG Tone	Spray Tone	Approx LRV%	COLORBOND® equivalent†	COLORSTEEL® equivalent†	RGB
All Black	CC N25-001-264	CB/U	CB	4	-	Ebony	62 62 63
Aluminium	M74-003-235	A	-	46	-	-	178 175 170
Atmosphere	N76-004-127	W	W	49	Shale Grey	Gull Grey	187 188 184
Blue Zodiac	M37-024-268	ME	-	10	-	-	73 86 104
Bone White	G79-015-099	W	W	55	-	Bone White	199 195 183
Botanic	G35-033-153	G	G	9	Cottage Green	Kelp	73 93 82
Bright Charcoal	M29-002-272	ME	-	6	-	-	66 67 69
Bright Grey	M47-006-264	ME	-	16	-	-	108 111 114
Canyon	G42-012-165	D/MI	MI	13	-	FernFond	94 103 98
Castlepoint	CC BR70-050-078	L	-	41	Sandbank	Straw	193 171 140
Cathedral	M41-002-169	ME	-	12	-	-	91 92 90
Cave Rock	CC BR34-009-020	D/MI	MI	8	Loft	-	87 79 80
Climate	CC G55-014-099	L	-	23	Bushland	-	137 133 122
Coast	CC B35-023-248	D/MI	MI	10	Deep Ocean	Storm Blue	75 89 99
Dawnbreaker	R44-074-036	U	-	14	Headland	Maple	149 85 74
Desert Sand	CC BR71-036-074	P	-	42	-	Desert Sand	200 180 159
Dusky Sound	CC N86-007-107	W	-	68	-	Snowstone	215 215 209
Element	CC N30-002-253	U	-	6	-	FlaxPod	69 71 72
Expedition	CC N42-002-237	L	-	13	-	Tidal Drift	98 99 100
Explorer	CC B43-024-232	L	-	13	-	Pacific Blue	86 107 118
Forecast	CC B76-010-243	W	W	50	-	-	181 189 195
Gauntlet	CC N57-006-087	P	-	25	-	Sandstone Grey	139 137 133
Gecko	CC G49-031-149	M/MI	MI	18	-	Spring Green	108 126 115
Grey Friars	CC N35-004-253	M/MI	MI	8	-	Grey Friars	87 89 92
Groundbreaker	CC BR45-021-070	M/MI	MI	15	Jasper	Sorrell	118 107 98
Half Tuna	CC N49-007-256	L	-	18	-	-	111 115 120
Helium	CC G89-013-107	W	W	75	-	Cloud	225 225 215
High Tide	CC B36-011-261	M/MI	MI	11	Ironstone	Indigo Blue	87 92 98
Ironsand	CC N36-003-056	D	-	9	-	Ironsand	79 78 77
Karaka	CC G31-010-106	G	G	7	-	Karaka	76 76 70
Latitude	CC N57-006-142	P	-	25	Windspray	Smokey	140 143 141
Lichen	CC Y56-030-087	L	-	24	-	Lichen	148 136 118
Lighthouse	CC N85-008-084	W	W	65	-	SandScape	214 210 205
Lignite	CC BR34-021-058	D	-	8	-	Lignite	97 85 79
Metallic Bronze	M40-023-069	ME	-	11	-	-	105 90 76
Mid Grey	CC N55-005-250	P/MI	MI	23	-	-	141 142 143
Navigate	B44-032-232	D/MI	MI	14	-	Mirage	75 108 121
New Denim Blue	CC B39-012-250	L	MI	11	-	New Denim Blue	87 95 102
Nocturnal	CC N34-002-275	D/MI	MI	8	Monument	-	80 81 83
Noir	CC N29-003-250	CB/D	CB	6	-	Windsor Grey	68 69 71
Old Copper	M45-048-056	ME	-	15	-	-	139 102 80
Outback	CC BR64-029-071	L	-	32	-	Stone	170 153 138
Overland	CC Y76-021-088	W	W	49	Evening Haze	-	199 185 170
Paddock	CC G56-028-117	M/MI	MI	24	Pale Eucalypt	Mist Green	133 138 120
Palm Green	CC G34-023-164	G	G	8	-	-	64 82 76
Permanent Green	CC G37-031-154	G	G	9	-	Permanent Green	75 98 86
Pioneer Red	R39-075-033	RO/U	RO	11	-	Pioneer Red	141 75 84
Porter	CC N32-001-088	CB/D	CB	7	-	Slate	76 76 75
Rattlesnake	M34-015-036	ME	-	8	-	-	88 74 71
Red Oxide (raw)	R35-080-034	RO/U	RO	9	-	-	129 66 59
Red Planet	CC R35-054-031	RO/U	RO	9	Manor Red	-	117 70 66
Rivergum	CC G47-022-138	D/MI	MI	19	Wilderness	Rivergum	114 123 109
Rustic Red	R29-033-024	RO/U	RO	6	-	-	89 62 60
Scoria	CC R36-049-033	RO/U	RO	9	-	Scoria	117 76 70
Seaweed	CC G38-025-121	O	-	10	-	-	81 89 75
Settlement	CC BR70-014-075	W	W	39	Dune	-	175 167 159
Shelter	CC BR75-031-078	P	-	48	Paperback	-	200 182 160
Smooth Cream	Y84-041-081	W	W	65	Classic Cream	Smooth Cream	239 215 185
Sponge	G90-012-101	W	W	76	-	Foam	227 225 215
Squall	CC N38-006-103	M/MI	MI	10	Woodland Grey	Thunder Grey	97 96 92
Steel Grey	CC N42-006-256	L	-	12	-	-	96 99 103
Sword	M66-002-254	A	-	36	-	-	162 163 165
Titania	CC G84-012-095	W	W	67	Surfmist	Titania	219 214 204
Toi Toi	Y77-033-087	P	-	51	-	Ivorie	203 191 168
Touchstone	CC N45-008-083	M/MI	MI	14	-	BasaltBase	110 106 102
Trainspotter	M40-010-131	ME	-	11	-	-	89 92 84
Twizel	O51-083-050	D	-	20	-	Terracotta	170 111 87
Undercurrent	CC B49-037-228	L	-	17	-	Azure	88 121 135
Vulcan	M32-008-267	ME	-	7	-	-	70 72 77
Whitewater	CC N90-002-111	W	W	75	-	Tuifluff	228 227 224
Winchester	M50-006-077	A	-	19	-	-	130 126 123
Windswept	CC N40-002-265	M/MI	MI	11	-	TemStyle	93 94 95

**Key:** A = Aluminium CB = Cool black D = Deep G = Green  
L = Light M = Mid ME = Metallic MI = Mid grey  
O = Ochre P = Pastel RO = Red oxide U = Ultra deep  
W = White

CC = Also available as a Resene CoolColour™. A change in tone or product may be required for some colours to achieve a Resene CoolColour effect. CoolColour and standard variants of a specific colour use different pigment combinations by necessity to achieve a match to the same Resene master colour standard. This can cause slight colour differences depending on the degree and type of light, which naturally varies with the time of day.

**Note 1:** The approximate light reflectance value (LRV) of a colour indicates the amount of visible light that a colour will reflect. Black has a light reflectance value of 0% and absorbs all light. The surfaces are consequently very dark and can get very hot. In contrast, white has a light reflectance value of 100% and keeps a building light and cool. All colours fit within these two extremes. A Resene CoolColour™ is formulated to reflect more of the sun's energy, improving the colour's heat and total solar reflectance (TSR) properties compared to a normal colour, keeping the coating, substrate and building cooler.

**Note 2:** Mid to dark colours are not suitable for some exterior substrates and if used may cause damage to the substrate, such as warping, checking and premature failure. Always check with the substrate supplier prior to commencing any work to ensure colour selections fit within their guidelines. Resene also manufactures Resene CoolColour technology and this may increase the colour range that can be suitable over some heat sensitive substrates - refer Resene for further information.

**Note 3:** Tones listed above are subject to change if colours are reformulated.

**Note 4:** Colours may be available in selected products or sizes only. Check with Resene ColorShop or reseller staff to ensure your selected colour is available in the product and/or size you require.

**Note 5:** Colours with ( ) around them are alternative names for this colour.


**Note 6:** Resene colours with COLORBOND® and/or COLORSTEEL® noted beside them have been colour matched to the equivalent COLORBOND® and/or COLORSTEEL® colour samples in 2009 (for 2014, 2021) for new release colours. If an exact match is required we recommend you check your chosen colour against the actual sample of the product prior to purchasing. This list of colours includes a selection of current and older colours and is provided to help you choose your Resene paint colours. It is not intended for choosing new roofing. If you wish to purchase new roofing contact the roofing supplier. Note these colours include older COLORBOND® and COLORSTEEL® colours. If suitable roof repaints. New roofing options will exclude older colours. COLORBOND® is a registered trademark of Bluescope Steel Limited. COLORSTEEL® is a registered trademark of New Zealand Steel Limited.

**Note 7:** Solid colours on this colour chart are finished with Resene SpaceCoat Low Sheen waterborne enamel. Metallic chips are finished in Resene Summit Roof Aluminium or Resene Summit Roof MIOX.



## Colour chip isolator

Detach and turn over isolator then place over selected colour to view your choice on a neutral background without it being affected by surrounding colours.



## Colour chip isolator

Detach and place over selected colour to view your choice on a neutral background without it being affected by surrounding colours.



## Keep your place cooler with a Resene CoolColour™

Dark colours on areas, such as roofing, are suntraps soaking in the sun's rays. Heat is trapped in the surface which places more stress on the coating and the substrate.

Resene CoolColours are made with special pigment technology so they look like a normal colour but reflect more heat to keep them cooler. The colours work by reflecting energy in the near and far infra-red region of the spectrum even though they absorb strongly in the visible region.

Using a Resene CoolColour more of the sun's energy will be reflected so the surface will warm up at a slower rate and to a lower level than a 'not so cool' traditional colour. In hot summer conditions a Resene CoolColour will help reduce stress on the coating and substrate and will help keep the roof temperature down.

Resene CoolColour technology performs optimally on dark colours that are the most prone to heat build-up, making it ideally suited for dark roofing colours.

See colours marked 'cc' on this chart.

CC = Also available as a Resene CoolColour™. A change in tone or product may be required for some colours to achieve a Resene CoolColour effect. CoolColour and standard variants of a specific colour use different pigment combinations by necessity to achieve a match to the same Resene master colour standard. This can cause slight colour differences depending on the degree and type of light, which naturally varies with the time of day.

CB, CS = Resene colours with COLORBOND® and/or COLORSTEEL® noted below them in brackets have been colour matched to the equivalent COLORBOND® and/or COLORSTEEL® colour samples in 2009 (or 2014, 2021 for new release colours). If an exact match is required we recommend you check your chosen colour against the actual sample of the product prior to purchasing. COLORBOND® is a registered trademark of Bluescope Steel Limited. COLORSTEEL® is a registered trademark of New Zealand Steel Limited.