



“ You might be wondering about now where the new **The Range fashion fandeck** has gone – never fear it is on its way soon packed full of new colours to inspire your clients. We decided to launch it a little later this year so rather than coming out in autumn it will be out ready for the spring season. And to ensure you’re up to date with the latest trends, we’ll give you a run down on the new colour trends next issue... ”



Inside knowledge

Cold winter nights are a great time to catch up on reading. To help keep you up with the play on paint systems, Resene has a series of **Professional Painter** booklets that give you a quick guide of what to use where, important info to ask clients about their project and details about a whole host of substrates and a whole lot more. Best of all, all this knowledge is available to you **FREE!** All you need to do is invest some time in reading it. The booklets cover everything from exterior cementitious, exterior timber, interior surfaces, roofing, woodcare and general information and rates.



The booklets are available free to professional painters using Resene products so just ask your local Resene representative or ColorShop for a copy or download a copy from the Resene website – choose the Painter menu, Professional development and select the topic you are after.

Plus we have info on a whole range of typical painting problems on the Resene website. The handy thing about that is that if you’re on a job and having trouble explaining a paint phenomenon to the client, you can print out the relevant page from the Resene website and use that to explain the issue. To check out this handy info visit www.resene.co.nz/problemsolver.htm.

Grease removal


Contamination from grease, especially in the case of new aluminium and galvanised steel is best removed by use of a 25% solution of **Resene Roof Wash and Paint Cleaner**. Heavier grease deposits and smoke stains will entail the use of solvent cleaners such as **Resene Emulsifiable Solvent Cleaner**. The use of detergent containing degreasers ensures any grease or oil encountered is wrapped up in a bundle of detergent and totally removed from the scene.



On top

Resene Summit Roof has proved a popular new product and has recently been voted '**best new paint product 2009**' by the Master Painters NZ. Available in an extensive range of Resene colours, check out the **Resene Roof Systems colour chart** for popular roof colours.

Best New Paint Product
2009



Window beware

Jeff of Ideal Decorators reminds us to watch for open windows...

"Many, many years ago when I was a painter's apprentice, our then, at the time rather shortish, boss would quietly park his little runaround vehicle and stealthily but rather quickly, pop up on the job... just to see how things were progressing.

One splendid day however he got a little more than he bargained for. Upon silently parking and slipping around to the rear of the house, he quickly zipped up the back steps. The only problem was the awning style kitchen windows, that were a little lower than usual, were wide open as I was preparing to apply some paint to them. From inside I saw the top of a head out of the corner of my eye, and there was an almighty **BANG!** Just as quick as he appeared he then disappeared, in a scowling use of very colourful language, which we'd never heard from him... so it must have hurt a fair bit!

To this day I'm still not too sure whether he went flat on his back or not, as I was too nervous to put my head out through the window to have a look. I did however very gingerly pull them a little bit more shut... just to be sure that nobody should walk into them by accident."

If you have your own funny painting story, please send it in to update@resene.co.nz.



Take care on the job

Attention to detail

And on the note of apprentices, one of our ColorShops reported on a rather diligent new staff member of our own...

"A few months ago we had a new guy start who had his own way of doing things. We had a regular tradesman come in who wanted fifty sheets of sandpaper (now most of us would scan one piece then go to quantity and type 50 in). Well he proceeded to scan every single sheet of sandpaper. Meanwhile the tradesman was having a quick coffee he then came back to sign his one packing slip but instead it turned out to be six pages long!"

Keeping safe with chemicals

A bit of time spent identifying and managing the chemicals used in your workplace could save money and lives. That's the message from the Department of Labour, the Fire Service, and the Environmental Risk Management Authority (ERMA) who are encouraging employers and employees to make sure they are safely managing the chemicals they store and use.

More than 100,000 hazardous substances are used in over 150,000 workplaces here. Many of these chemicals are common and used so often they're taken for granted. But exposure to some, including liquefied petroleum gas (LPG), petrol, solvents, and ammonia, can cause harm if not handled correctly.

To make things easier, the Department of Labour and ERMA have developed a simple, step-by-step guide to help businesses keep themselves and others safe.

Chemical safety in the workplace is a hands-on workbook that anyone can fill in. It applies to a wide range of industries from panel beating and electroplating to timber treatments and warehousing.

When completed, the workbook provides a full list (inventory) of the chemicals stored and used in the workplace, including where they are located, how much is being held, what risks they pose, where controls are lacking, and what corrective action needs to be taken.

Safeguarding people and the environment is what chemical safety is all about and preventing harm is the first priority.

So keep you and your employees safe and download a copy of the Chemical safety in the workplace booklet from: www.ermanz.govt.nz/resources/hs-workb.html.

DANGER
KEEP OUT OF REACH OF CHILDREN
WARNING
KEEP OUT OF REACH OF CHILDREN



Unleash your inner artist

Resene is running a mural competition with over \$5000 of prizes to be won. Entry is easy – simply register your entry details online at www.resene.com/murals.htm or drop into your local Resene ColorShop and pick up a copy of the **Mural Masterpieces Competition registration form**. Send your completed registration to Resene and you'll receive an entry pack containing all the information you'll need to get started.

There are four classes of entry:

- Best Professional Mural
- Best Community Mural
- Best School Mural
- Best Mural Design

Entry is open to all ages and all mural types, so get your creative juices and paintbrushes fired up.

ENTRIES CLOSE 5 NOVEMBER 2010



That's all for now –
catch ya next month!

TwoCan, Editor.

