

**NB. This chart is from the
Resene historical file.
Please refer to current
Resene colour charts
for the latest colour options**

Resene

PAVING COATINGS



CONCRETE STAIN
paving
finishes




SIDEWALK
paving paint



BLACKTOP
driveway
coatings

Resene

The paint the professionals use.




Resene Sidewalk Paving Paint

interior/exterior

An interior/exterior general purpose paving paint, based on a tough, flexible polyurethane resin to give maximum durability and abrasion resistance in a single pack finish.

The surface finish is designed to reduce the hazard of slipping. Where extra slip resistance is desired, add Resene SRG grit. Ideal for use on paths, steps, decking, concrete, fibre cement, suitably primed timber and composite boards, garage floors and light industrial floors.

Available in 16 fashion colours.



GREY GRANITE WITH SRG GRIT ADDED




Resene Concrete Stain

interior/exterior

A solvent based acrylic stain, designed specifically to colour concrete and masonry products. Concrete Stain penetrates the surface forming a tough low sheen finish which is both decorative and protective.

Suitable areas for use include driveways, paths, carports, swimming pool surrounds and light industrial floors or anywhere concrete blocks, poured concrete, paving stones and cobblestones are used.

Resene Concrete Stain is available in five colours. A clear gloss is also available for sealing quarry tiles, exposed aggregate, slate and concrete.




Resene Blacktop

driveway coating

A cold applied, heavy bodied, slip resistant topping for use on asphalt or concrete. Blacktop is based on a bitumen emulsion with graded fillers which dries to produce a durable, weather and wear resistant finish.

For best results, apply with a Resene Blacktop Broom. Recommended for paths, driveways, tennis courts, playgrounds and other recreational areas.

Available in black, red and green.



THE RESENE DIFFERENCE

Resene Paints offers the consumer one of the most comprehensive ranges of architectural and specialist coatings in New Zealand. It incorporates products which meet the demands of both professional and discerning home handyman.

The architectural range includes products for every interior and exterior application in easy to use enamels and acrylics.



Resene Paints' product base extends to one of the best ranges of woodcare products and a unique array of paving coatings for domestic and light industrial use.

The specialist will also find superior industrial and marine coatings at Resene Paints.

These products are supported by the most advanced technology available.

Technical services personnel and staff of the Resene Color Shops throughout New Zealand are able to provide reliable product information and technical assistance.



Resene Paints have a reputation as innovators of colour choice, from the introduction of the Test Pots to the Total Colour Multi Finish System. These innovations are now the accepted norm amongst the painting professionals and Resene Paints are the first choice of leading architects. Because of their superior durability, Resene Paints are ideal for the protection of the interior and exterior of your home.



Resene Paints Limited

32-50 Vogel Street, Naenae, Wellington. PO Box 38-242, Wellington Mail Centre.

Phone (04) 577 0500 Fax (04) 577 0600

Color Shops throughout New Zealand and Australia.