


**NB. This chart is from the
Resene historical file.
Please refer to current
Resene colour charts
for the latest colour options**

Resene

Decks, Paths, Driveways and Recreational Areas



Resene

the paint the professionals use

Resene Non-Skid Deck & Path

Resene Non-Skid Deck & Path has been designed to provide a comfortable walking surface for all interior and exterior situations where a non-skid finish is desired. Available in a desirable low sheen finish, Resene Non-Skid Deck & Path may be tinted to complement existing décor, both inside and out.

Combinations of contrasting colours may be used to create decorative effects in courtyards and pathed areas, either as part of a new landscaping plan or to rejuvenate weathered surfaces.

It is recommended that a light colour is applied to the edge of each step to clearly identify the edge of each step reducing the likelihood of accident. Resene Pompeii should not be used on broad surface areas as it will be more prone to dirt marking.

Quick and easy to apply, trafficable areas may be upgraded and coloured with minimal disruption. See Data Sheet D313.



Resene Sidewalk Paving Paint

Giving your steps and porch a fresh coat of paint can do wonders for the overall look of your entranceway. Simply wash down the existing coating, remove any loose flaking material and recoat using two coats of Resene Sidewalk.

Resene Sidewalk is an interior/exterior general purpose paving paint, based on a tough, flexible polyurethane resin to give maximum durability and abrasion resistance in a single pack finish. The surface finish is designed to reduce the hazard of slipping. Where extra slip-resistance is desired, add Resene SRG Grit.

Ideal for use on steps, decking, concrete, porches, suitably primed timber and composite boards and light industrial floors. May chalk in highly exposed situations.

Resene Sidewalk colours are also available in Resene Uracryl where a high performance two pack system is preferred. Selected Resene Sidewalk colours are available in Resene Aquapoxy for garage floors (refer asterisked colours).



Resene Blacktop Driveway Coating

Resene Kwila Decking Stain

Rejuvenate, enhance and protect your timber deck or outdoor furniture with Resene Kwila Decking Stain. Ideally suited for new or weathered Kwila, it is also ideal over other exotic hardwoods, adding colour to the timber while still allowing the natural grain to show through.

New hardwood timber should be treated with Kwila Decking Stain before assembly, paying special attention to the underside of decks, as they will be difficult to coat after the deck has been assembled. All faces of the timber should be treated with careful attention to end grains.

A Resene Kwila Decking Stain finish will typically require maintenance after 1-2 summers. Performance is related to the depth of colour applied. Light applications and dressed surfaces may require maintenance sooner, while heavier applications and rough sawn surfaces will require less maintenance.



Resene Concrete Stain

For a more natural look, add colour to cementitious surfaces with Resene Concrete Stain, an interior/exterior solventborne acrylic stain designed to penetrate the surface of concrete and masonry to form a tough low sheen finish that protects and enhances the natural texture of the concrete.

Suitable for use on concrete driveways, paths, carports, swimming pool surrounds and light industrial floors or anywhere concrete blocks, poured concrete, paving stones and cobblestones are used.


Resene Concrete Stain is available in a range of hues. A clear gloss, Resene Concrete Conservor, is also available for protecting quarry tiles, exposed aggregate, slate and concrete from dirt, dust and other contaminants.

Resene Concrete Stain performs best on porous concrete. The desired effect may be more difficult to achieve on smooth concrete. Careful application is critical to an even finish. Care must be taken to avoid overlaps that can cause inconsistencies in the finish. See Data Sheet D58.

If tougher protection is required, use Resene Uracryl Clear.



Resene Blacktop is a cold-applied, heavy bodied, slip resistant topping for use on asphalt. Based on a bitumen emulsion with graded fillers, Resene Blacktop dries to produce a durable weather and wear resistant finish. For best results apply with a Resene Hi-Solids Roller. Ideal for use on paths, driveways, tennis courts and other recreational areas.



Resene

Tennis Court Coating

Resene Tennis Court Coating is a 100% acrylic coating filled with graded silicas designed for use on both concrete and composite courts to give a durable, tough topping with excellent traction, and even 'slow' bounce properties tested to ITF standards. It may be used to upgrade bare bitumen or bare concrete courts or to maintain previously painted tennis courts.

Resene Tennis Court Coating is easy to apply by brush, synthetic fibre roller, spray or squeegee, and may be applied by either volunteers or professional contractors.

Both Resene products suitable for use on tennis courts - Resene Tennis Court Coating and Resene Blacktop - dry quickly ensuring that tennis courts can be coated quickly and easily and be back into action within a few days. See Data Sheet D303.

Court Markings: Use Resene Lumbersider (Data Sheet D34).



Green

10TC10



Terracotta

10TC20


Resene

Squash Court Coating

Resene Squash Court Coating is a two pack waterborne epoxy especially developed for coating squash court walls to give a durable tough coating with excellent resistance to abrasion, unsurpassed adhesion to appropriately prepared surfaces and excellent resistance to chemical solvents and water. The waterborne formulation overcomes the risk of solventborne products in areas of restricted ventilation.

Resene Squash Court Coating is easy to apply by brush, roller or airless spray, and may be applied by either volunteers or professional contractors.

Supplied as a 6 litre unit, two unit packs of mixed material will provide sufficient product to apply one coat to the squash court playing area. See Data Sheet RA406. Court Markings: Use red adhesive stickers or Resene Uracryl 403 (Data Sheet RA56).



White

10SQ10

Yellow

10SQ20

Green

10SQ30

Blue

10SQ40

Resene

Grassmarking Paint

Ground markings are a critical part of all field games. Resene manufactures a specially formulated grassmarking paint, suitable for marking out lines and field areas on grass without harming the grass itself.

Available in a 10L pail in a standard colour of white. Other colours can be supplied upon volume requests.

Depending on the concentration of colour required, Resene Grassmarking Paint may be thinned by 2-3 parts water making it a cost-effective option for all field marking projects.



Resene

products for all projects

Resene have a comprehensive range of products and decorating tools for all areas in and around the home, including products that are ideal for all those backyard projects.



Choose natural earthy tones

Resene Lumbersider will add colour to all wooden surfaces in next to no time. Wash your fence or deck down using Resene Roof Wash and Paint Cleaner and rinse off with water. Treat existing mould with Resene Moss & Mould Killer, ensuring you rinse off the solution with copious amounts of freshwater. Allow to dry, then coat with Resene Lumbersider. See the Resene Lumbersider colour chart for a range of earthy tones perfect for the great outdoors.



Complement with a stained finish

For a more natural look, try Resene Waterborne Woodsman, a transparent wood finish that allows you to recolour your timber while still allowing the natural grain to show through. Suitable for all exterior wood surfaces, including fences, gates, weatherboards and planters. See the Resene Woodsman chart to choose from the range of transparent wood stains in limed, traditional and brights.



Take a swim

After a hard day's work, relaxing in a swimming pool is always popular. Resene Swimming Pool Paint has been specially designed for direct application to concrete swimming pools. A pool coated in Resene Swimming Pool Paint 'Magic Blue' will be less affected by chemicals used for treating pools than traditional pigmented pool finishes. The result is a longer lasting colour, giving you more time to enjoy your pool because you'll spend less time repainting it.



Colour your planters

Textured, colourwashed, painted or stained, Resene have a wide range of products suitable for decorating planters. Available in hundreds of colours, Resene testpots allow you to add colour to your garden planters without being left with litres of excess paint. For a more earthy finish use Resene AquaShield, a dead flat mineral effect finish, available in a wide range of natural colours.



Caring for your paint finish

Annual washing will help maintain the fresh appearance of your paintwork. Follow the recommendations in the Resene Caring for your Paint Finish brochure or on the Resene website to keep your paint finish looking its best.



'See' the finish

Virtual painting with Resene EzyPaint allows you to visualise the entire colour scheme before the redecorating even starts. Resene EzyPaint can be downloaded free from the Resene website www.resene.co.nz (NZ), www.resene.com.au (AUST) or purchased on CD Rom from your local Resene ColorShop or Reseller.

Trial first

Always trial your selected product on a representative surface to ensure it gives the result you want on the actual surface you are painting or staining before commencing the full project.

Resene

the paint the professionals use

In New Zealand: 32-50 Vogel Street, Lower Hutt, PO Box 38-242, Wellington Mail Centre
Call 0800 RESENE, visit www.resene.co.nz or email us at advice@resene.co.nz

In Australia: PO Box 785, Ashmore City, Queensland 4214
Call 1800 738 383, visit www.resene.com.au or email us at advice@resene.com.au



Color Communications
1008-2605

9 418022 018612