
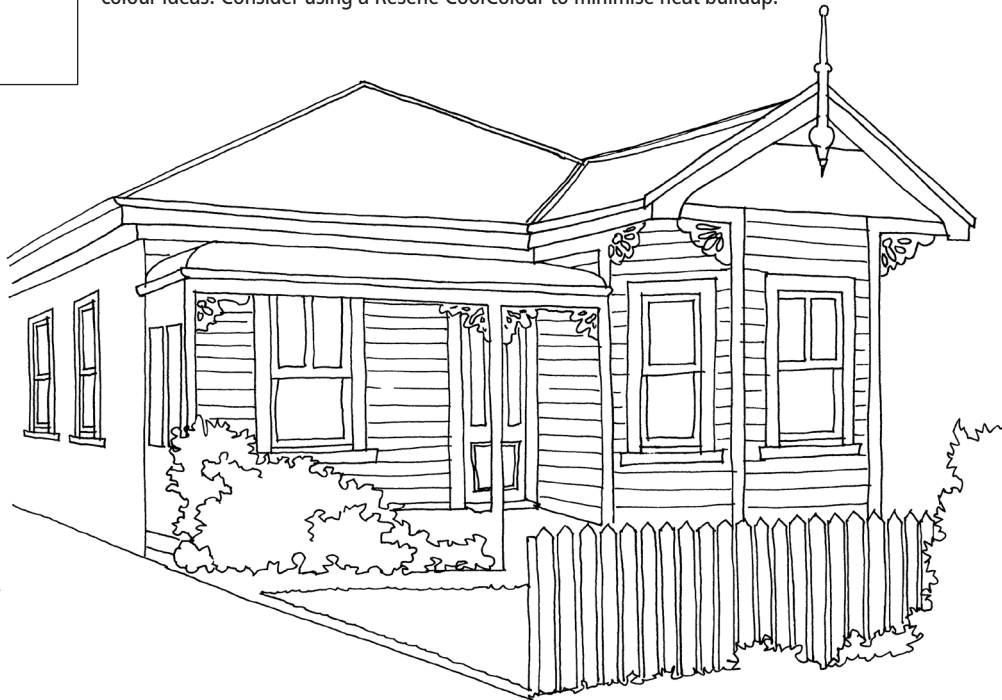


# Create your own colour scheme




## Roof


Roof, spouting and downpipes are usually painted the same colour. The roof is quite dominant and greys, greens and reds are popular for this style of home. Remember the roof is the most exposed to the elements so choose a durable colour to keep it looking its best for longer. Resene Summit Roof (satin) or Resene Hi-Glo (gloss) is ideal. See the Resene Roof systems colour chart for colour ideas. Consider using a Resene CoolColour to minimise heat buildup.



## Victorian Villa



Detail




## Weatherboards

The most dominant part of your colour scheme, it is usual to paint weatherboards in lighter colours. Use Resene Hi-Glo (gloss), Resene Sonyx 101 (semi-gloss) or Resene Lumbersider (satin).



## Windows and doors

Windows on this style of home are frequently painted white or off-white, but like the trim they should act as a contrast to the weatherboards. Use Resene Enamacryl (gloss waterborne enamel), Resene Lustacryl (semi-gloss waterborne enamel) or Resene SpaceCote Low Sheen (waterborne enamel).



## Trim

Smaller areas may be 'picked out' in darker or brighter colours to provide contrast.

Build your scheme by adding swatches of your favourite Resene colours to the boxes. Or try out Resene EzyPaint virtual painting software and see your favourite Resene colours virtually painted onto your own project. Resene EzyPaint is available free from the Resene website or may be borrowed or purchased from Resene ColorShops and resellers.