

bright ideas



rack it up

Turn an old drawer front into a coat rack then paint it in soft desert sunset tones.

-  Resene Tacao
-  Resene Cavern Pink
-  Resene Piha Sand



picture Melanie Jenkins
styling Claudia Kozub

When is a drawer not a drawer any more? When you take the front off it and turn it into a coat rack. This one came from an old chest of child's drawers. We cleaned the super hero stickers off it, painted it in Resene Tacao, and added a third knob-style handle. We've painted the knobs in Resene Fountain Blue but you could make them the same as the backing board or paint them all different colours. Likewise, you could use different shaped handles or knobs for an even quirkier look.

The overall scheme is inspired by an American desert sunset, using dusky pink walls in Resene Cavern Pink and a cacti in a pot painted with Resene Piha Sand – this is actually a non-slip paint with grit added so gives the pot a wonderful texture. The turquoise of Resene Fountain Blue, also used on the chair, is a classic Native American or Mexican accent colour.


 Resene
Fountain Blue




is it wallpaper? Sort of

Back-painted splashbacks are certainly practical, good-looking and easy to keep clean but if you're looking for something more exciting than one colour, how about a pattern to match your Resene wallpaper? The clever team at AJ Creative Glass can customise a glass splashback to look like wallpaper so that you get the durability of paint applied directly to the back of the glass. This one uses Lofty 03919-20 wallpaper as the inspiration, recreated using Resene Imperite tinted to Resene Alabaster and Resene Coffee Bean, bringing to life what would otherwise be a fairly neutral kitchen.

You may have seen AJ Creative Glass's work last year on TV2's Mitre 10 Dream Home when they not only created patterned glass for the front of an island bench but also imprinted images of the family's children onto the back of glass for the main splashback. Stunning! For more about AJ Creative Glass, see www.ajcreativeglass.co.nz.

 Resene
Alabaster

 Resene
Coffee Bean

art history

Art met history when designer Kelly Gammie of Eucalyptus Design & Interiors treated the walls of this Art Deco cottage as more of a canvas than just a place to put paint.

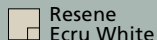
Says Kelly: "When a client comes to you saying 'I want colour and artistic expression throughout my house in a way no-one else has' you jump for joy, clap your hands together and resist from hugging them. These types of project are unfortunately quite rare."

This client's existing furnishings were an eclectic mix of original 1960s pink velvet, upcycled pieces and family heirlooms which all needed to be incorporated into the new scheme. Inspired by Art Deco glass work and furniture shapes, a simple masking tape method was used to create blocks of various Resene colours. The painted geometric design wraps across the walls from room to room against a background of Resene Black White.

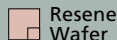
"I wanted the project to have a sense of authenticity so the first point of colour inspiration was the Art Deco palette itself – elegant pastels highlighted with sombre dark shades. The colours also needed to be current and innovative, and appropriate to the environment that surrounds it, colour that evokes a sense of New Zealand."

The Karen Walker Paints collection of colours for Resene provided the solution with Resene Periglacial Blue, Resene Ecru White and Resene Foggy Grey teamed with Resene Wafer (pink) and Resene Celeste (pale green). [H](#)

inspired by Art Deco glass work and furniture shapes



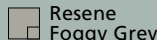
Resene
Ecru White



Resene
Wafer



Resene
Periglacial Blue



Resene
Foggy Grey



Resene
Celeste